



Export
PRICE LIST 2020

Ceramic colours

Glossy colours



01 White Alpine

R1 White Alpine
CeramicPlus



T1 White Alpine
AntiBac

T2 White Alpine An-
tiBac CeramicPlus



R2 Star White
CeramicPlus



R3 Pergamon
CeramicPlus

Matt colours



RW Stone White
CeramicPlus
TitanGlaze




S5 Ebony
CeramicPlus
TitanGlaze



i4 Graphite
CeramicPlus
TitanGlaze




TR Timber
CeramicPlus



S0 Glossy Black
CeramicPlus



AD Art Decór
CeramicPlus



TDS7 Concrete

Bicolour



BCW0 Fog



BCW1 Frost



BCW2 Ocean



BCW3 Mint



BCW4 Sencha



BCW5 Cedar



BCT0 Powder



BCT1 Ballet



BCT2 Rose



BCT3 Macaroon



BCT4 Lemon



BCT5 Mustard



BCT6 Full Moon



BCT7 French Linen



BCT8 Coal Black

Cap colours



96 Star White



J5 Curaçao



LK Bali



LL Peru



LM Sahara



LQ Florida

Metal surfaces









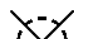




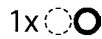
61 Chrome-plated



66 Brass


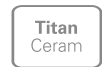
















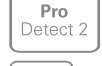


Symbols

-  suitable for 3-hole tap fittings, central tap hole punched out
-  suitable for two 3-hole tap fittings, central tap holes punched out
-  suitable for 3-hole tap fittings, 3 tap holes punched out
-  suitable for 1-hole tap fittings, tap hole punched out
-  suitable for two 1-hole tap fittings, tap holes punched out
-  for wall-mounted washbasin mixer, without tap hole (pre-punched tap holes)






-  without tap hole (pre-punched tap holes)
-  with overflow
-  with concealed overflow
-  without overflow (unclosable outlet valve must be used with models without overflow)
-  suitable for 1-hole tap fittings, tap hole punched out on left, pre-punched tap hole on right
-  suitable for 1-hole tap fittings, tap hole punched out on right, pre-punched tap hole on left

Icons





Bath ceramic

-  Anti-bacterial ceramics
-  Titan ceramic
-  Customisation
-  Invisible fastening for trap covers
-  Invisible fastening for wall-mounted WC
-  Invisible fastening for wall-mounted WC compact
-  ViClean electronic bidet seat
-  ViClean remote control
-  ViConnect WC-element
-  ViFresh Technology for WCs
-  ViFlow Overflow system
-  WC complete
-  WC rimless
-  SlimSeat WC seat & cover
-  WC: Vario drainbend
-  WC: Vario drainbend
-  WC: Vario drainbend
-  WC with water-saving system AQUAREDUCT: flush volume: 3 / 4,5 litres
-  Urinals: Prodetect 2, radar flush control
-  Urinals: flush volume 1,0 litres
-  Adjustable flush flow control
















































Bathroom furniture

-  These products are always in stock.
-  Mirror with sound system
-  Bluetooth
-  Vanity unit: height 520 mm
-  Vanity unit: height 590 mm

Wellness

-  Whirlpool Systems technical part: accessible via
-  Whirlpool Systems technical part: Control box
-  Whirlpool Systems technical part: Rim control
-  Material: Quaryl®

Furniture colours

 Front Colour	 Body Colour	 Colour of cover plate / countertop	 Inside colour of Finion shelf				
1 = Glass White Matt	2 = Glass Black Matt	3 = Glass Sand Matt	B1 = Crystal Grey	B3 = Crystal Black	B4 = Crystal White	DH = Glossy White	E1 = Santana Oak
							
FINION	FINION	FINION	AVENTO	AVENTO	AVENTO	COLLARO LEGATO SUBWAY 2.0 VENTICELLO	LEGATO SUBWAY 2.0 VENTICELLO
E8 = White Wood	FP = Glossy Grey	FQ = Oak Graphite	GF = Glossy White Lacquer	GJ = Light Grey Matt Lacquer	GK = Anthracite Matt Lacquer	GM = Olive Matt Lacquer	GN = Walnut Veneer
							
COLLARO LEGATO SUBWAY 2.0 VENTICELLO	COLLARO LEGATO SUBWAY 2.0 VENTICELLO	COLLARO LEGATO SUBWAY 2.0 VENTICELLO	FINION	FINION	FINION	FINION	FINION
GS = Cedar Matt Lacquer	HA = Cloud Matt Lacquer	HB = Peony Matt Lacquer	HE = Sun Matt Lacquer	HF = Gold Matt Lacquer	HG = Midnight Blue Matt Lacquer	HH = Sand Matt Lacquer	MS = White Matt
							
FINION	FINION	FINION	FINION	FINION	FINION	FINION	COLLARO LEGATO SUBWAY 2.0 VENTICELLO
MT = White Matt Lacquer	PC = Oak Veneer	PD = Black Matt Lacquer	PH = Glossy Black Lacquer	PN = Elm Impreso	PV = American Walnut	PW = Black Ash	R = Glass Silver Grey
							
FINION	FINION	COLLARO FINION LEGATO SUBWAY 2.0 VENTICELLO	FINION	AVENTO LEGATO SUBWAY 2.0 VENTICELLO	ANTHEUS	ANTHEUS	SUBWAY 2.0
RA = Glass Glossy Grey	RC = Carrara	RE = Glass Glossy White	RP = Nero Marquina	S = Glass White	VG = Truffle Grey	VH = Arizona Oak	VJ = Nordic Oak
							
VENTICELLO	ANTHEUS	VENTICELLO	ANTHEUS	SUBWAY 2.0	COLLARO LEGATO SUBWAY 2.0 VENTICELLO	AVENTO COLLARO LEGATO SUBWAY 2.0 VENTICELLO	AVENTO COLLARO LEGATO SUBWAY 2.0 VENTICELLO
VK = Soft Grey	Walnut/Grey-White Marble	White Matt Lacquer/Black Marble					
							
COLLARO LEGATO SUBWAY 2.0 VENTICELLO	HOMMAGE	HOMMAGE					

INDEX

INSTRUCTION

Sanitaryware & Bathroom Furniture	2
Wellness	2

GENERAL INFORMATION

General Sales Conditions	4-5
Bicolour	15
Customisation	14
Hygiene Champion	16
Icons	see fold-out cover
Symbols	see fold-out cover
SupraFix 3.0	17
Important note	3

CHANGES TO THE RANGE

Sanitaryware & Bathroom Furniture	6-7
Wellness	8
Taps	9-10

NUMERICAL INDEX

Sanitaryware & Bathroom Furniture	760-762
Wellness	763-764
Taps	765-768

OVERVIEWS

AntiBac	18
Express Delivery	19
Ceramic colour survey	11-12
Colour survey - Wellness	13

SANITARYWARE & BATHROOM FURNITURE	23
-----------------------------------	----

SHOWERS	389
---------	-----

BATHS & WHIRLPOOL SYSTEMS	455
---------------------------	-----

TAPS	603
------	-----

HOW TO USE THIS PRICE LIST

General

This price list begins with a table of contents, which gives an overview of the structure of the entire price list.

The price list consists of the following areas:

- General section
- Sanitaryware & Bathroom Furniture
- SHOWERS
- Baths & Whirlpool Systems

The general section contains comprehensive information on various topics such as changes to the range, general terms and conditions of sale, etc. You will find all the subject areas covered in the "General" section of the table of contents.

The sections "Bathroom ceramics & bathroom furniture", "Showers" and "Baths & whirlpool systems" are all structured in the same way: They begin with a table of contents, which gives an overview of the contents of the respective area. The various products are then presented and these are followed by a list of all the collections.

You will find the index right at the back of the price list.

Product section - Bathroom ceramics & bathroom furniture

The different collections are listed in alphabetical order.

On the first page of each collection, you will find comprehensive information for the entire collection, such as the available colours.

Please note that not all colours are always available for each model. You will find the colour combinations available on the respective product pages.

Within the collections, the individual products are listed in the following order: washbasins, hand-rinse washbasins, bidets, toilets, urinals, furniture.

In the matrix beneath the chosen article, you will find product-specific information, such as the article number, price, colour, design, etc., as well as matching accessories.

Please note that the toilets are made from solid-coloured Duroplast and are not available in CeramicPlus.

You will find the respective colour codes for the products in the footnote. Please insert a colour code (e.g. R1) for all the variables in the article number (e.g. "XX") to order the article you require.

A decorated version of some articles is available (see comment "1" after the article number).

The surcharges for the décors can also be found in the footnote, where the respective surcharge is given, as well as the colour (price) on which the surcharge is to be added.

Product section - Wellness

The Wellness product section is divided into the following areas:

- Showers (ceramic, Quaryl and acrylic)
- Baths & Whirlpool Systems

The different collections are listed in alphabetical order.

The colour codes for the products are to be found in the overview of colours and models or on the separating sheet. When ordering, please always replace the variable "XX" at the end of the article number with the colour code required.

Some shower trays can be ordered with VILBOgrip, which prevents slipping on smooth surfaces such as acrylic. The corresponding order number can be found with the respective product.

Use the the fold-out pages on the right-hand side to order installation systems, accessories, panels etc. for baths with or without whirlpool systems.

Various free-standing bathtubs can be ordered in bicolour look. Further information and the corresponding order form can be found on the respective product pages and behind the bathtub chapter.

With the help of the right fold-out pages you can order installation systems, accessories, panels etc. for bathtubs with or without whirlpool system.

IMPORTANT NOTE

Sanitaryware & Bathroom Furniture

Price list 2020 replaces all earlier price lists. It applies to all deliveries as of April 1st, 2020.

Shades and dimensions subject to the usual tolerances. We reserve the right to make technical modifications to the range and alter colours.

This document may only be reproduced or copied in full or in part in any form with the producer's permission.

Price information

The prices given in this price list are recommended prices in Euro and are valid from 1st of April 2020. All prices are subject to VAT.

We reserve the right to make (price) changes; prices are subject to printing errors. Claims arising from incorrect prices and descriptions shall not be considered.

All offers, sales and deliveries of sanitaryware, bathroom furniture as well as accessories are subject to our "General Sales Conditions".

The prices of all washbasin models and bidets only cover the ceramics.
The tap fittings and soap dispensers shown are not included in these prices.
The prices of furniture / furniture elements do not include the ceramics.

Sanitaryware

The ceramic materials used by Villeroy & Boch are very robust. They are capable of withstanding all temperature strain caused by hot or cold water or steam.

The glazed surfaces of Villeroy & Boch's sanitary ceramics are scratch-resistant and able to withstand all soap-water solutions and acids generally arising in the sanitary area. This does not include hydrofluoric acid or compounds. Nor is the surface affected by organic solvents and

intensive agents.

The symbols for the tap hole and overflow are explained on the fold-out cover page.

Furniture

The bathroom furniture programmes from Villeroy & Boch feature high-quality materials and craftsmanship. Our own production facilities in Germany and Austria guarantee a uniform high quality. Furniture may only be assembled by a qualified professional in accordance with the assembly instructions enclosed and using the attachment materials supplied.

Further information, such as 2D/3D data or brochures, is available to download from the company website.



These products are always in stock.

Produced to order:

Delivery period 6 - 8 weeks, please note that it is not always possible to cancel or alter orders!

Warranty

The statutory warranty period applies for all Villeroy & Boch products:

- Bathroom ceramics 2 or 5 years
- Bathroom furniture 2 years
- ViConnect and ViClean 2 years
- Toilet seats, accessories and tap fittings 2 years

Further technical information is to be found at www.villeroy-boch.com

Wellness

General

All Villeroy & Boch baths and shower trays are manufactured from top quality bathroom acrylic reinforced with glass fibre, or from the unique Quaryl®. Quaryl® is a synthetic material developed by Villeroy & Boch which is cast in moulds, therefore very exact designs can be produced. The synthetic material is coloured all the way through and retains its colour and shine for many years.

Design

Acrylic and, in particular, Quaryl® can be formed into all sorts of shapes very easily so that innumerable bathroom designs are possible. There is a suitable bath for all bathrooms: rectangular, hexagonal, oval or corner bath. From modern and minimalistic to royal and comfortable with handgrips and headrests. You will always feel at home in a Villeroy & Boch bath.

Temperature take-up

The material, be it acrylic or Quaryl®, takes on the temperature of the bath water almost immediately. This has the big advantage that you will not receive a cold shock when you lie down in the bath or step into the shower.

Heat insulation

Acrylic and Quaryl® conduct heat slowly. Therefore the heat from the bath water is retained longer. This insulating capacity has the added advantage that the bath does not have to be continually topped up with hot water.

Maintenance

The surfaces of acrylic and Quaryl® have no pores so they repel bacteria. Dirt, limescale and soap residue are virtually unable to gain a hold on the material, so that maintenance is restricted to wiping down with a wet cloth or sponge and the use of a non-scouring cleanser. We advise you to rinse out the whirlpool systems once a month with washing soda, particularly if bath oils are used. Our shower cabins are best cleaned using liquid soap.

Safety & hygiene

Villeroy & Boch whirlpools meet the highest standards of safety and hygiene. To assure hygiene, some models are equipped with special jets or have a fully automatic cleaning system, which automatically engages when the bathwater has drained. The pipes are then dried by air. The blowing-dry can also be performed manually, for example, if water has entered the system while the bathtub is being cleaned. To guarantee safe operation, all water-carrying whirlpools are equipped with a special hair trap, which stops water suction if the drain is blocked. To prevent the whirlpool from being switched on when there is no water in the tub, all systems feature dry-run protection that operates by means of a level sensor. The Whisper systems carry the KEMA test mark and of course the CE logo as well.

Cleaning and hygiene

Villeroy & Boch whirlpools are very easy to clean. After use, the bathtub should be rinsed with clean water and dried with a cloth. All jets can be disassembled at any time for cleaning, using the equipment provided. We recommend mild detergents that will gently clean the surface of the jets. It is highly recommended not to use bath products containing oil, but bath salts, etc. can safely be used, as long the salt dissipates. To achieve optimal hygiene in the pipes, we recommend rinsing the whirlpool once a month with a cleaner.

Material

Acrylic and Quaryl® are very durable materials which, when correctly maintained, keep their colour and shine for many years. Quaryl® is partly composed of natural materials. One of the characteristics of Quaryl® is that, in exceptional cases, small irregularities may appear in its structure. Scratches in acrylic materials are seldom. Naturally light damage or burn marks can occur, but these can be very easily removed from acrylic by using fine sandpaper (no. 1000 to 1200) and a small piece of fine steel wool. After this shining colour surfaces must be further treated with a car polish compound to reproduce the original lustre. It is also possible to repair damage to Quaryl®. We advise you to contact our professional service department if any of your Quaryl® product become damaged.

Warranty

The statutory warranty period applies for all Villeroy & Boch products:

- Baths, shower trays made from acrylic and Quaryl® 5 years
- Whirlpool systems and technical components 2 years
- Accessories and tap fittings 2 years

In addition, we offer a 10-year guarantee on all baths and shower trays made from acrylic or Quaryl® in accordance with the relevant warranty conditions.

Price information

* The prices given in this price list are recommended retail prices in EUR and are valid from April 2020.

* We reserve the right to make (price) changes and to correct printing/typing errors. No rights can be derived from errors made in prices and descriptions.

* All prices excl. VAT.

GENERAL SALES CONDITIONS OF VILLEROY & BOCH AG

Bath and Wellness Division - Rev. August 2016

I. General

- These General Conditions of Sale (hereinafter referred to as "conditions of sale") shall apply to all – i. e. also to future – quotations, supply and other performance by Villeroy & Boch AG including all its branches and group companies (hereinafter referred to as "we", "us" or "ourselves"), to customers who are not consumers within the meaning of § 13 of the German Civil Code BGB (hereinafter referred to as "purchasers"; the purchaser and ourselves taken together also being referred to hereinafter as "the parties").
- These conditions of sale shall, unless any other provision is expressly made, apply for the entire duration of the business relationship without its being necessary for us to make specific reference to the fact. Business conditions of the purchaser shall not apply unless expressly recognised by ourselves in writing. These conditions of sale shall also apply if we make deliveries to the purchaser unconditionally while aware of conditions of the purchaser which are contradictory to or deviate from our conditions of sale.
- Any alterations (amendments / additions) to these conditions shall require to be made in writing.
- Verbal collateral agreements or assurances shall be invalid unless confirmed by ourselves in writing.

II. Quotations

- Unless designated as binding in their text, our quotations shall be non binding and without obligation and shall not place us under any obligation to accept a given order.
- If, after the conclusion of the contract, modifications are called for by our customers, or if the contract is cancelled wholly or in part, all the costs and expenses and other losses thus far incurred by ourselves or to be incurred in connection therewith (e. g. lost profit) shall be chargeable to the customer. Cancellation will only be possible with our approval. This shall not affect any rights the purchaser may have to rescind or avoid the contract.

III. Prices and deliveries

- If the parties have not agreed any other price, the price shall be determined according to our price lists as valid at the time when the contract is concluded. Unless the parties have agreed anything different, the purchaser shall, in addition to all prices in accordance with the price lists, bear the costs of packaging and shipment and the turnover tax and any other public fees.
- Deliveries shall be made under the contractually agreed conditions. Unless the parties have expressly agreed anything else, deliveries shall be made ex works.
- The delivery dates or periods stated in the order confirmation shall be estimated dates or periods and shall therefore be non binding. They shall only be binding if confirmed as such in the order confirmation.
- Unless any other contractual agreement has been made, the delivery period shall begin on receipt of written confirmation of the order.
- A delivery period or date shall be deemed to have been met if the goods leave our works or warehouse or, as the case may be – if they are to be collected by the purchaser – are ready for collection prior to expiry of said date or period.
- If a non-binding delivery date or period (referred to here below in Section 6 as "non-binding delivery period") is not met, we shall be deemed to have defaulted thereon when a grace period has expired and a reminder been received from the purchaser, unless we can prove that we were not responsible for our failure to meet the non-binding delivery period or effect delivery during the grace period.

The length of the grace period shall be 1/5 of the non-binding delivery period. The grace period shall begin on the first

working day that follows the end of the delivery period. If the length of the grace period is not an exact number of full days, weeks or months, it shall be rounded off to the nearest full number of days (example: non-binding delivery period 27 days, 1/5 = 5.4 days, grace period = rounded off to 5 days).

The non-binding delivery period shall be calculated in accordance with Section III. 4.

- If a delivery period or date is not met for reasons for which we are not responsible, in particular in cases in which we ourselves have received a late or incorrect self-delivery or deliveries, the delivery period shall be extended by a reasonable period.

If we are, furthermore, unable to render our performance within said reasonably extended delivery period for reasons for which we are not responsible, we shall inform the purchaser of the fact without delay. In such cases we shall have the right to rescind the contract within a period of two weeks beginning from the moment when we inform the purchaser. Having exercised said right of rescission we shall reimburse the purchaser without delay for any counter-performance that he may already have rendered.

For the rest, the statutory rights and entitlements of the parties shall remain unaffected.

IV. Packaging

- Unless any special packaging has been agreed, the goods shall be packaged at our discretion in accordance with the standard commercial methods.
- The costs of transport packaging (e. g. euro containers, cardboard boxes or crates) shall be invoiced to the purchaser. If goods are shipped in reusable containers a rental charge or circulation fee will be invoiced. The reusable containers are to be returned immediately to the pool via the return shipment logistics system. Costs incurred by non-fulfilment of this obligation shall be invoiced to the customer. Packaging units will be taken back within the framework of and as governed by the respective statutory regulations.
- Loading costs are to be borne by the purchaser as shipment costs. If goods are loaded on pooling pallets, we shall accompany the loading procedure at the roadside in direct pallet exchange with the haulage contractor. If haulage contractors or customer's vehicles are used, the purchaser must supply intact exchange pallets. Missing pallets will be invoiced to the purchaser.

V. Shipment

- Goods will be shipped at the expense and risk of the purchaser.
- The risk shall pass over to the purchaser when the articles to be delivered are handed over to the transport company or to the purchaser himself.
- Insurance shall only be taken out at the wish and expense of the purchaser.
- Transport damage is to be reported to the haulier for inspection without delay. The purchaser must ensure that the complaint is noted in the shipment record. The shipment record provided for such cases is to be sent to us without its being necessary for us to request that it be sent.

VI. Terms of payment

- Unless any other agreement has been made, our claims shall fall due for payment in full as soon as the invoice has been received. The definitive date in determining whether or not payment has been made in due time shall be the date on which payment is actually received.
- If it becomes apparent to us after conclusion of the contract that there is a risk that the orderer may not be in a position to fulfil his performance obligations, we shall have the

right to insist that outstanding deliveries be effected only against advance payment or the provision of securities. If said advance payments have not been made or securities not provided after the expiry of a reasonable period set by ourselves, we shall be entitled to rescind all or any of the contracts affected thereby or any part thereof. The period shall be regarded as reasonable if it is at least 10 calendar days, though the purchaser shall also have the option of showing that the period was not reasonable in a given individual case. We shall in particular be entitled as above if it comes to our knowledge that the purchaser has drawn cheques not covered by sufficient funds, if bills of exchange or cheques of the purchaser's are protested, if an application is made for the institution of insolvency proceedings or if insolvency proceedings are actually instituted: the above notwithstanding our entitlement to assert further rights.

- Bills of exchange and cheques will only be accepted following special agreement and in all cases only as conditional payment. Discount charges, collection fees and all other costs shall be chargeable to the purchaser.

VII. Retention of title

- We shall reserve ownership of the delivered goods until such time as all payments arising from the existing business association with the purchaser have been received; said reservation refers to the acknowledged balance.
- The purchaser shall have the right to resell goods subject to retention of title in the normal course of business, but only under retention of title. The purchaser may neither pledge the goods subject to retention of title nor transfer title of them as security. The purchaser hereby now assigns to us as collateral all claims which accrue to him from the resale in the amount of the final invoice of our claim (inclusive of turnover tax). We hereby accept the assignment. The claims thus assigned to us in advance by the purchaser also relate to the acknowledged balance and, in the case of insolvency of the purchaser, to the existing causal balance. The cover limit of the assigned claims shall be 110% of the realisable value of the goods subject to retention of title sold and delivered in each respective case. The purchaser shall be empowered to collect the claim. Said empowerment to collect and authorisation to resell may be revoked by us if the purchaser is in breach of any of his material contractual obligations (e. g. default in payment).
- The purchaser shall inform us without delay of any attempts by third parties to take possession of the goods delivered under retention of title, doing so if possible at an early stage, when such attempts are still imminent. He shall inform third parties attempting (or intending to attempt) to take possession of the goods that the latter are our property. Any costs of interventions (e. g. § 771 of the German Code of Civil Procedure [ZPO]) shall be borne by the purchaser if the third party is not in a position to reimburse us for the judicial and extrajudicial costs.
- If the purchaser is in breach of any of his material contractual obligations, in particular in cases of default in payment, we shall have the right to repossess the purchase object and to visit the premises of the purchaser for the purpose of so doing. Rescission of the contract is, furthermore, imminent in any such repossession of the purchase object by us. We shall, after repossession, be authorised to exploit the purchase object commercially, whereby the proceeds from such exploitation are to be offset against the liabilities of the purchaser (e. g. damages) – minus reasonable exploitation costs. If the purchaser was culpable in his breach of the obligation that led to the rescission, he shall remit to us lumpsum compensation for the return transport

GENERAL SALES CONDITIONS OF VILLEROY & BOCH AG

Bath and Wellness Division - Rev. August 2016

of the purchase object in the amount of 5% of the purchase price. This sum may be set higher or lower if we can prove that the loss or damage was in fact greater, or if the purchaser can prove that it was in fact smaller.

5. We shall, for as long as a claim on our part is outstanding, have the right to request information from the purchaser at any time as to which goods delivered under retention of title are still in his possession, where they are, and to which customers the remaining goods supplied by us have been sold, said information relating to quantity, type and number. We shall also have the right to inspect the goods delivered under retention of title on any of the purchaser's premises, wherever the goods may be at any given time.

6. The purchaser shall be under obligation to treat the purchase object with due care and to carry out any necessary servicing and maintenance work at his own expense, to insure our goods against fire and theft at his own expense, and to furnish us on request with proof that said insurance has been taken out.

7. a) Any processing or remodelling of the purchase object by the purchaser will always be carried out on our behalf. If the purchase object is processed with other objects of which we are not the owner, we shall acquire co-ownership of the new thing in proportion of the value of the purchase object (final invoice amount inclusive of turnover tax) to the other processed objects at the time of processing. For the rest, the provisions governing retention of title shall apply correspondingly to the thing created by the processing.

b) As security against our claims against him, the purchaser shall also assign to us the claims which accrue to him against a third party as a result of his combining the purchase object with a plot of land.

8. If the purchaser can prove that the realisable value of the securities exceeds that of the outstanding claims by more than 10%, we shall release the surplus amount if requested to do so by the purchaser.

VIII. Product characteristics

1. We hereby draw attention to the following: On account of differing materials and manufacturing procedures, a series may feature variations in colour, often also depending on the lighting conditions.

For typographic reasons there may be deviations in colour between the illustrations in a prospectus / catalogue and the actual product itself.

Acidic and / or caustic cleansing agents may cause damage if improperly used.

Goods labelled „seconds“ will be inferior in design and quality to goods labelled „1st choice“.

2. We reserve the right to produce goods with variations in finish, colour and shape such as are usual in the trade.

3. If the purchaser makes any subsequent changes to the goods supplied by us, in particular decorations or technical modifications, he shall not be permitted to resell them under our trademark unless we have issued our prior agreement to the changes in writing.

IX. Warranty

1. Unless any other provision is made here below relating to the rights of the purchaser in cases of material and legal defects, the statutory regulations shall apply. In particular, moreover, the special statutory regulations covering final delivery of the goods to a consumer (recourse claims against suppliers in accordance with §§ 478, 479 of the German Civil Code BGB) shall remain unaffected.

2. § 377 of the German Commercial Code (HGB) shall apply in respect of the inspection of the goods and notification of defects, with the proviso that the period for giving notice of obvious defects shall be two weeks as from delivery, whilst the period for giving notice of defects that are not obviously discernible shall be two weeks as from their discovery.

3. If the goods are defective, we shall at our discretion be entitled either to rectify the defects (rectification of defects) or deliver defect-free goods (replacement delivery).

4. The purchaser shall store and handle rejected goods in the correct and proper manner.

5. We shall have the right to examine rejected goods together with an expert or other third party appointed by ourselves for the purposes of appraisal, and if necessary for the purpose of drawing up cost estimates or similar. If the purchaser fails to make the rejected goods available to us for examination within a reasonable period set by ourselves, our liability for the defects shall cease on expiry of said period.

6. In the course of supplementary performance which we are liable to carry out, we shall neither be under obligation to remove the defective thing nor to install the new thing if we were not originally under obligation to install.

7. Warranty claims on the part of the purchaser such as are oriented toward damages or compensation for futile expenditure may stand as governed in Section X („Liability“), but shall otherwise be excluded.

8. For goods which have in accordance with their normal intended use been used in a building and have caused said building to be defective, the period of limitation shall be 5 years as from delivery. For all other goods the period of limitation shall be 1 year as from delivery. In cases of intent or gross negligence or if a guarantee has been given (§ 444 of the German Civil Code BGB), and cases such as those quoted in § 479 of the German Civil Code BGB and other special statutory regulations on limitation, the statutory period of limitation will continue to apply.

9. Our liability for defects shall not extend to cover damage caused by normal wear and tear (e. g. metal abrasion or wear caused by abrasive agents), deterioration in surface properties such as was unavoidable according to the accepted engineering standards at the time when the contract was concluded, improper use of the goods, non-compliance with the instructions for cleaning, care or use, or damage caused by the purchaser or a third party or parties.

X. Liability

1. We shall be liable to the purchaser for damages and compensation for expenses, in each case as governed by the statutory regulations, in the following cases (here below in Section X: „Liability“): liability under the German Product Liability Act (ProdHaftG); intent or fraudulent misrepresentation; gross negligence; injury to life, limb or health; cases in which a guarantee has been given by ourselves; cases such as those quoted in § 288 Para. 6 Sentence 1 of the German Civil Code BGB and any other cases of statutory compulsory liability.

2. We shall also be liable to the purchaser for damages in case of culpable breach of material contractual obligations as governed by the statutory regulations. Material contractual obligations within the meaning of this clause are all obligations the breach of which jeopardises the achievement of the object of the contract and all obligations without the performance of which the contract cannot properly be fulfilled and in compliance with which the purchaser may routinely trust. Having said that, if a material contractual obligation is breached in a way that involves only ordinary negligence, entitlements of the purchaser to claim for damages shall, as regards the amount, be restricted to typical foreseeable loss or damage.

3. If we default on or fall behind with our performance, the purchaser shall be entitled to claim against us on the basis of that default if his claim is for a contractual penalty or lump-sum compensation incurred within a supply chain in another contractual relationship in that supply chain, but only if he informed us expressly about the risk of such loss or damage prior to the conclusion of the contract. If not, the purchaser shall be entitled to claim for a contractual pen-

alty or lump-sum compensation owed and paid by him as loss or damage caused by default only in the amount of a maximum of 5% of the net value of our order. The above shall apply correspondingly if the purchaser makes a claim against us for indemnification in respect of such contractual penalties or lump-sum compensation.

4. For the rest, there shall be no entitlement of the purchaser to claim for damages for whatever cause in law.

5. If our liability is restricted or excluded in accordance with the above provisions, the same shall apply to the personal liability of our legal representatives, employees, non-managerial staff and vicarious agents.

6. The entitlement of the customer to claim for damages shall fall under the statute of limitation within the statutory periods of limitation, the statutory regulations also applying as regards the beginning of said periods.

XI. Offset, right of retention

1. The purchaser shall only be entitled to offset against due claims which are uncontested or have been established as legally established as final.

2. The purchaser shall only be entitled to a right of retention in respect of legally enforceable or uncontested claims.

XII. Industrial property rights

All industrial and intellectual property rights relating to our products, shapes, illustrations, installation instructions, reports, data and other records and documents shall remain the property of ourselves or, as the case may be, our respective licensors. No rights of use or exploitation shall be granted to the purchaser relating to said industrial or intellectual property rights.

XIII. Applicability of German law, place of jurisdiction

1. The law of the Federal Republic of Germany shall apply, there being no recourse to the UN Convention on Contracts for the International Sale of Goods (CISG).

2. If the purchaser is a businessman who concludes the contract in the context of a commercial transaction, a legal entity under public law or a separate asset under public law, the place of jurisdiction for all disputes arising from or in connection with the contract shall be the registered office of the Villeroy & Boch group company which concluded the contract. If that company does not have a general jurisdiction venue in the Federal Republic of Germany, the place of jurisdiction shall be the registered office of Villeroy & Boch AG.

CHANGES TO THE RANGE - SANITARYWARE & BATHROOM FURNITURE

1. Novelties

MODEL	COLLECTION
4193 56 XX	ARCHITECTURA
4694 HR XX	ARCHITECTURA
4694 R0 XX	ARCHITECTURA
4300 3L XX	AVENTO
4300 3R XX	AVENTO
Article in colour RW	AVENTO
A876 00 XX	AVENTO
A876 01 XX	AVENTO
Expansion of furniture range	COLLARO
4342 36 XX	O.NOVO
4342 37 XX	O.NOVO
4342 52 XX	O.NOVO
4342 53 XX	O.NOVO
4342 L5 XX	O.NOVO
4342 R5 XX	O.NOVO
4343 36 XX	O.NOVO
4343 37 XX	O.NOVO
4344 45 XX	O.NOVO
4344 46 XX	O.NOVO
4344 47 XX	O.NOVO
4344 48 XX	O.NOVO
4344 4F XX	O.NOVO
4344 4G XX	O.NOVO
4344 4J XX	O.NOVO
4344 4L XX	O.NOVO
4344 50 XX	O.NOVO
4344 51 XX	O.NOVO
4344 52 XX	O.NOVO
4344 53 XX	O.NOVO
4A41 55 XX	O.NOVO
4A41 56 XX	O.NOVO
4A41 57 XX	O.NOVO
4A41 58 XX	O.NOVO
4A41 60 XX	O.NOVO
4A41 61 XX	O.NOVO
4A41 62 XX	O.NOVO
4A41 63 XX	O.NOVO
4A41 65 XX	O.NOVO
4A41 66 XX	O.NOVO
4A41 67 XX	O.NOVO
4A41 68 XX	O.NOVO
4A41 6F XX	O.NOVO
4A41 6G XX	O.NOVO
4A41 6J XX	O.NOVO
4A41 6L XX	O.NOVO
4A41 KF XX	O.NOVO
4A41 KG XX	O.NOVO
4A41 KJ XX	O.NOVO
4A41 KL XX	O.NOVO
4A41 MF XX	O.NOVO
4A41 MG XX	O.NOVO
4A41 MJ XX	O.NOVO
4A41 ML XX	O.NOVO

7618 R0 XX	O.NOVO
7618 R1 XX	O.NOVO
7619 R0 XX	O.NOVO
7619 R1 XX	O.NOVO
7667 HR XX	O.NOVO
7667 R0 XX	O.NOVO
7682 HR XX	O.NOVO
7682 R0 XX	O.NOVO
8M43 61 XX	O.NOVO
8M43 S1 XX	O.NOVO
V0E1 00 S0	VICLEAN

2. Changes to the range

OLD ARTICLENUMBER	NEW ARTICLENUMBER	COLLECTION
A430 14 00	A430 A1 00	MORE TO SEE ONE
A430 13 00	A430 A2 00	MORE TO SEE ONE
A430 12 00	A430 A3 00	MORE TO SEE ONE
A430 10 00	A430 A4 00	MORE TO SEE ONE
A430 80 00	A430 A5 00	MORE TO SEE ONE
A430 60 00	A430 A6 00	MORE TO SEE ONE
A430 50 00	A430 A7 00	MORE TO SEE ONE
A430 45 00	A430 A8 00	MORE TO SEE ONE

3. Streamlining of the range

MODEL	COLLECTION	EXPIRY DATE
6612 10 XX	AVEO NEW GENERATION	31.03.2020
7411 00 XX	AVEO NEW GENERATION	31.03.2020
4130 70 XX	AVEO NEW GENERATION	31.03.2020
4130 71 XX	AVEO NEW GENERATION	31.03.2020
4130 7G XX	AVEO NEW GENERATION	31.03.2020
4130 7H XX	AVEO NEW GENERATION	31.03.2020
4131 50 XX	AVEO NEW GENERATION	31.03.2020
4131 51 XX	AVEO NEW GENERATION	31.03.2020
4131 5G XX	AVEO NEW GENERATION	31.03.2020
4131 5H XX	AVEO NEW GENERATION	31.03.2020
5195 11 XX	AVEO NEW GENERATION	31.03.2020
5407 00 XX	JOYCE	31.03.2020
4150 D1 XX	LEGATO	31.03.2020
4150 D4 XX	LEGATO	31.03.2020
4151 60 XX	LEGATO	31.03.2020
4153 80 XX	LEGATO	31.03.2020
4153 81 XX	LEGATO	31.03.2020
4153 A1 XX	LEGATO	31.03.2020
4153 A2 XX	LEGATO	31.03.2020
4153 A4 XX	LEGATO	31.03.2020
4153 A5 XX	LEGATO	31.03.2020
4153 C1 XX	LEGATO	31.03.2020
4153 C2 XX	LEGATO	31.03.2020
4153 C4 XX	LEGATO	31.03.2020
4153 C5 XX	LEGATO	31.03.2020
4351 50 XX	LEGATO	31.03.2020
4351 51 XX	LEGATO	31.03.2020
5462 00 XX	LEGATO	31.03.2020
5463 00 XX	LEGATO	31.03.2020
5634 R0 XX	LEGATO	31.03.2020
5639 R0 XX	LEGATO	31.03.2020

CHANGES TO THE RANGE - SANITARYWARE & BATHROOM FURNITURE

MODEL	COLLECTION	EXPIRY DATE			
5634 R0 XX	LEGATO	31.03.2020	5133 C5 XX	MEMENTO	31.03.2020
5639 R0 XX	LEGATO	31.03.2020	5133 C6 XX	MEMENTO	31.03.2020
5663 R0 XX	LEGATO	31.03.2020	5133 CF XX	MEMENTO	31.03.2020
5663 RL XX	LEGATO	31.03.2020	5133 CH XX	MEMENTO	31.03.2020
5663 RS XX	LEGATO	31.03.2020	5133 CJ XX	MEMENTO	31.03.2020
5763 11 XX	LEGATO	31.03.2020	5133 CL XX	MEMENTO	31.03.2020
B553 00 XX	LEGATO	31.03.2020	5428 00 XX	MEMENTO	31.03.2020
B554 00 XX	LEGATO	31.03.2020	5628 10 XX	MEMENTO	31.03.2020
B555 00 XX	LEGATO	31.03.2020	C253 00 XX	MEMENTO	31.03.2020
B555 L0 XX	LEGATO	31.03.2020	C255 00 XX	MEMENTO	31.03.2020
B556 00 XX	LEGATO	31.03.2020	C264 L0 XX	MEMENTO	31.03.2020
B556 L0 XX	LEGATO	31.03.2020	C264 R0 XX	MEMENTO	31.03.2020
B557 00 XX	LEGATO	31.03.2020	C266 00 XX	MEMENTO	31.03.2020
B557 L0 XX	LEGATO	31.03.2020	C266 01 XX	MEMENTO	31.03.2020
B558 00 XX	LEGATO	31.03.2020	C780 M0 XX	MEMENTO	31.03.2020
B558 L0 XX	LEGATO	31.03.2020	4A28 45 XX	O.NOVO	as of now
B559 00 XX	LEGATO	31.03.2020	5788 G1 XX	O.NOVO	31.03.2020
B559 L0 XX	LEGATO	31.03.2020	6914 01 XX	O.NOVO	31.03.2020
B560 00 XX	LEGATO	31.03.2020	7502 00 XX	O.NOVO	31.03.2020
B560 L0 XX	LEGATO	31.03.2020	7503 00 XX	O.NOVO	31.03.2020
B561 00 XX	LEGATO	31.03.2020	7504 00 XX	O.NOVO	31.03.2020
B561 L0 XX	LEGATO	31.03.2020	7646 03 XX	O.NOVO	31.03.2020
B562 00 XX	LEGATO	31.03.2020	A103 00 XX	ACCESSOIRES	31.03.2020
B562 L0 XX	LEGATO	31.03.2020	9409 07 00	ACCESSOIRES	31.12.2019
B563 00 XX	LEGATO	31.03.2020	9409 08 00	ACCESSOIRES	31.12.2019
B563 L0 XX	LEGATO	31.03.2020	CERAMIC COLOURS	COLLECTION	EXPIRY DATE
B564 00 XX	LEGATO	31.03.2020	T1	JOYCE WC 5607 R0	31.03.2020
B564 L0 XX	LEGATO	31.03.2020	T2	JOYCE WC 5607 R0	31.03.2020
B725 00 XX	LEGATO	31.03.2020	R2	METRIC ART	31.03.2020
B725 01 XX	LEGATO	31.03.2020			
B727 00 XX	LEGATO	31.03.2020			
B727 01 XX	LEGATO	31.03.2020			
5133 52 XX	MEMENTO	31.03.2020			
5133 53 XX	MEMENTO	31.03.2020			
5133 5F XX	MEMENTO	31.03.2020			
5133 5J XX	MEMENTO	31.03.2020			
5133 62 XX	MEMENTO	31.03.2020			
5133 63 XX	MEMENTO	31.03.2020			
5133 6F XX	MEMENTO	31.03.2020			
5133 6J XX	MEMENTO	31.03.2020			
5133 83 XX	MEMENTO	31.03.2020			
5133 86 XX	MEMENTO	31.03.2020			
5133 8F XX	MEMENTO	31.03.2020			
5133 8J XX	MEMENTO	31.03.2020			
5133 A2 XX	MEMENTO	31.03.2020			
5133 A3 XX	MEMENTO	31.03.2020			
5133 A5 XX	MEMENTO	31.03.2020			
5133 A6 XX	MEMENTO	31.03.2020			
5133 AF XX	MEMENTO	31.03.2020			
5133 AH XX	MEMENTO	31.03.2020			
5133 AJ XX	MEMENTO	31.03.2020			
5133 AL XX	MEMENTO	31.03.2020			
5133 C2 XX	MEMENTO	31.03.2020			
5133 C3 XX	MEMENTO	31.03.2020			

CHANGES TO THE RANGE - WELLNESS

1. Novelties		
WELLNESS COLOUR	COLLECTION	
Stone White RW	ANTHEUS, AVEO, AVEO NEW GENERATION, FINION, LA BELLE, LA BELLE EXCELLENCE, OBERON, OBERON 2.0, SQUARO EDGE 12, SQUARO EXCELLENCE, THEANO	
MODEL	COLLECTION / DESCRIPTION	
complete collection	PLAneo	
U90953068	VIFLOW (white)	
U91412100	VIFRAME	
U91412200	VIFRAME	
U91412300	VIFRAME	
U91412400	VIFRAME	
2. Streamlining of the range		
MODEL	COLLECTION	EXPIRY DATE
UDQ 0806 FUT 1V-XX	FUTURION	31.03.2020
UDQ 0906 FUT 1V-XX	FUTURION	31.03.2020
UBQ 145 LUX 3V-XX	LUXxUS	31.03.2020
UBA 190 NAT 7V-XX	MY NATURE	31.03.2020
UBA 190 NAT 9C0V-XX	MY NATURE	31.03.2020
UBA 190 NAT 9W0V-XX	MY NATURE	31.03.2020
UBA 190 NAT 9E0V-XX	MY NATURE	31.03.2020
U91400100	ACCESSORIES	31.03.2020
U91400200	ACCESSORIES	31.03.2020
U91400300	ACCESSORIES	31.03.2020
U906200QG	ACCESSORIES	31.03.2020
U906200QB	ACCESSORIES	31.03.2020

CHANGES TO THE RANGE - TAPS

1. Novelties	
MODEL	COLLECTION
TVB12500100061	ARCHITECTURA SQUARE
TVS12500100061	ARCHITECTURA SQUARE
TVS12500200061	ARCHITECTURA SQUARE
TVS12500300061	ARCHITECTURA SQUARE
TVT12500100061	ARCHITECTURA SQUARE
TVT12500200061	ARCHITECTURA SQUARE
TVW12500100061	ARCHITECTURA SQUARE
TVW12500200061	ARCHITECTURA SQUARE
TVW12500300061	ARCHITECTURA SQUARE
TVW12500400061	ARCHITECTURA SQUARE
TVS10200100061	SUBWAY 2.0
TVT10200300061	SUBWAY 2.0
TVC00001300060	UNIVERSAL SHOWER ASSORTMENT
TVC000013000XX	UNIVERSAL SHOWER ASSORTMENT
TVC000018000XX	UNIVERSAL SHOWER ASSORTMENT
TVC000019000XX	UNIVERSAL SHOWER ASSORTMENT
TVC000020000XX	UNIVERSAL SHOWER ASSORTMENT
TVC00002100060	UNIVERSAL SHOWER ASSORTMENT
TVC00002100064	UNIVERSAL SHOWER ASSORTMENT
TVC00002100065	UNIVERSAL SHOWER ASSORTMENT
TVC00002100074	UNIVERSAL SHOWER ASSORTMENT
TVC00002100076	UNIVERSAL SHOWER ASSORTMENT
TVC000021000K5	UNIVERSAL SHOWER ASSORTMENT
TVC00045600060	UNIVERSAL SHOWER ASSORTMENT
TVC00045600064	UNIVERSAL SHOWER ASSORTMENT
TVC00045600065	UNIVERSAL SHOWER ASSORTMENT
TVC00045600074	UNIVERSAL SHOWER ASSORTMENT
TVC00045600076	UNIVERSAL SHOWER ASSORTMENT
TVC000456000K5	UNIVERSAL SHOWER ASSORTMENT
TVC00045700060	UNIVERSAL SHOWER ASSORTMENT
TVC00045700064	UNIVERSAL SHOWER ASSORTMENT
TVC00045700065	UNIVERSAL SHOWER ASSORTMENT
TVC00045700074	UNIVERSAL SHOWER ASSORTMENT
TVC00045700076	UNIVERSAL SHOWER ASSORTMENT
TVC000457000K5	UNIVERSAL SHOWER ASSORTMENT
TVC00045800060	UNIVERSAL SHOWER ASSORTMENT
TVC00045800064	UNIVERSAL SHOWER ASSORTMENT
TVC00045800065	UNIVERSAL SHOWER ASSORTMENT
TVC00045800074	UNIVERSAL SHOWER ASSORTMENT
TVC00045800076	UNIVERSAL SHOWER ASSORTMENT
TVC000458000K5	UNIVERSAL SHOWER ASSORTMENT
TVC00045900060	UNIVERSAL SHOWER ASSORTMENT
TVC00045900064	UNIVERSAL SHOWER ASSORTMENT
TVC00045900065	UNIVERSAL SHOWER ASSORTMENT
TVC00045900074	UNIVERSAL SHOWER ASSORTMENT
TVC00045900076	UNIVERSAL SHOWER ASSORTMENT
TVC000459000K5	UNIVERSAL SHOWER ASSORTMENT
TVC00046200060	UNIVERSAL SHOWER ASSORTMENT
TVC00046200064	UNIVERSAL SHOWER ASSORTMENT
TVC00046200065	UNIVERSAL SHOWER ASSORTMENT
TVC00046200074	UNIVERSAL SHOWER ASSORTMENT
TVC00046200076	UNIVERSAL SHOWER ASSORTMENT
TVC000462000K5	UNIVERSAL SHOWER ASSORTMENT

TVC00046300060	UNIVERSAL SHOWER ASSORTMENT
TVC00046300064	UNIVERSAL SHOWER ASSORTMENT
TVC00046300065	UNIVERSAL SHOWER ASSORTMENT
TVC00046300074	UNIVERSAL SHOWER ASSORTMENT
TVC00046300076	UNIVERSAL SHOWER ASSORTMENT
TVC000463000K5	UNIVERSAL SHOWER ASSORTMENT
TVS00000400061	UNIVERSAL SHOWER ASSORTMENT
TVS00000500061	UNIVERSAL SHOWER ASSORTMENT
TVS00000600061	UNIVERSAL SHOWER ASSORTMENT
TVS00000700061	UNIVERSAL SHOWER ASSORTMENT
TVS00000800061	UNIVERSAL SHOWER ASSORTMENT
TVS00000900061	UNIVERSAL SHOWER ASSORTMENT
TVD00000100061	UNIVERSAL TAPS & FITTINGS

2. Streamlining of the range

MODEL	COLLECTION	EXPIRY DATE
TFD17500960-XX	CULT	September 2020
TFD26403960-XX	CULT	September 2020
TFD26701960-XX	CULT	September 2020
TFD36021960-XX	CULT	September 2020
TFD36121960-XX	CULT	September 2020
TFD36427960-XX	CULT	September 2020
TFD82480970-33	CULT	September 2020
TFD82480970-51	CULT	September 2020
TFD82480970-52	CULT	September 2020
TFD82480970-53	CULT	September 2020
TFD83410960-XX	CULT	September 2020
TFD13512900-XX	DOMICIL	September 2020
TFD13801900-XX	DOMICIL	September 2020
TFD20000900-47	DOMICIL	September 2020
TFD20000901-47	DOMICIL	September 2020
TFD20700900-47	DOMICIL	September 2020
TFD20710900-47	DOMICIL	September 2020
TFD24610900-XX	DOMICIL	September 2020
TFD25100900-XX	DOMICIL	September 2020
TFD25943900-47	DOMICIL	September 2020
TFD26705900-XX	DOMICIL	September 2020
TFD27512900-47	DOMICIL	September 2020
TFD27703900-XX	DOMICIL	September 2020
TFD28050900-XX	DOMICIL	September 2020
TFD28450900-XX	DOMICIL	September 2020
TFD28504900-XX	DOMICIL	September 2020
TFD36020900-XX	DOMICIL	September 2020
TFD36104900-00	DOMICIL	September 2020
TFD36104900-47	DOMICIL	September 2020
TFD36104900-50	DOMICIL	September 2020
TFD36104900-98	DOMICIL	September 2020
TFD36120900-XX	DOMICIL	September 2020
TFD36712900-47	DOMICIL	September 2020
TFD83030900-47	DOMICIL	September 2020
TFD83060900-47	DOMICIL	September 2020
TFD83200900-XX	DOMICIL	September 2020
TFD83211900-47	DOMICIL	September 2020
TFD83251900-47	DOMICIL	September 2020
TFD83400900-XX	DOMICIL	September 2020

CHANGES TO THE RANGE - TAPS

CHANGES TO THE RANGE

MODEL	COLLECTION	EXPIRY DATE
TFD83410900-XX	DOMICIL	September 2020
TFD83510900-47	DOMICIL	September 2020
TFD83590900-XX	DOMICIL	September 2020
TFD83900900-47	DOMICIL	September 2020
TFD13801965-XX	JUST	September 2020
TFD33600965-XX	JUST	September 2020
TFD36104965-XX	JUST	September 2020
TFD83090965-XX	JUST	September 2020
TFD83400965-XX	JUST	September 2020
TFD83410965-00	JUST	September 2020
TFD20710955-47	LA FLEUR	September 2020
TFD25100955-47	LA FLEUR	September 2020
TFD27512955-XX	LA FLEUR	September 2020
TFD33500955-47	LA FLEUR	September 2020
TFD33521955-47	LA FLEUR	September 2020
TFD33533955-47	LA FLEUR	September 2020
TFD33600955-47	LA FLEUR	September 2020
TFD36020955-47	LA FLEUR	September 2020
TFD36120955-47	LA FLEUR	September 2020
TFD36712955-47	LA FLEUR	September 2020
TFD26403955-XX	LA FLEUR ACCESSORIES	September 2020
TFD27805955-XX	LA FLEUR ACCESSORIES	September 2020
TFD83030955-47	LA FLEUR ACCESSORIES	September 2020
TFD83060955-47	LA FLEUR ACCESSORIES	September 2020
TFD83200955-00	LA FLEUR ACCESSORIES	September 2020
TFD83200955-47	LA FLEUR ACCESSORIES	September 2020
TFD83211955-47	LA FLEUR ACCESSORIES	September 2020
TFD83251955-47	LA FLEUR ACCESSORIES	September 2020
TFD83400955-XX	LA FLEUR ACCESSORIES	September 2020
TFD83410955-XX	LA FLEUR ACCESSORIES	September 2020
TFD83500955-47	LA FLEUR ACCESSORIES	September 2020
TFD83510955-XX	LA FLEUR ACCESSORIES	September 2020
TFD83900955-XX	LA FLEUR ACCESSORIES	September 2020
TFD28002968-XX	LA FLEUR CLASSIQUE	September 2020
TFD20722956-47	LA FLEUR EXCLUSIVE	September 2020
TFD20723956-XX	LA FLEUR EXCLUSIVE	September 2020
TFD20725956-XX	LA FLEUR EXCLUSIVE	September 2020
TFD36722956-47	LA FLEUR EXCLUSIVE	September 2020
TFD36723956-00	LA FLEUR EXCLUSIVE	September 2020
TFD36723956-47	LA FLEUR EXCLUSIVE	September 2020
TFD36725956-47	LA FLEUR EXCLUSIVE	September 2020
TFD11150911-XX	SQUARE	September 2020
TFD11151911-XX	SQUARE	September 2020
TFD11420910-XX	SQUARE	September 2020
TFD20000910-XX	SQUARE	September 2020
TFD20710910-XX	SQUARE	September 2020
TFD22510910-XX	SQUARE	September 2020
TFD25133910-XX	SQUARE	September 2020
TFD27512910-XX	SQUARE	September 2020
TFD27803910-XX	SQUARE	September 2020
TFD34455970-XX	SQUARE	September 2020
TFD28450910-XX	SQUARE ACCESSORIES	September 2020
TFD28450955-47	SQUARE ACCESSORIES	September 2020
TFD83030910-XX	SQUARE ACCESSORIES	September 2020

TFD83211910-XX	SQUARE ACCESSORIES	September 2020
TFD83251910-XX	SQUARE ACCESSORIES	September 2020
TFD83300910-XX	SQUARE ACCESSORIES	September 2020
TFD83400910-XX	SQUARE ACCESSORIES	September 2020
TFD83410910-XX	SQUARE ACCESSORIES	September 2020
TFD83510910-XX	SQUARE ACCESSORIES	September 2020
TFD83900910-XX	SQUARE ACCESSORIES	September 2020
TFD20710911-XX	SQUARE EXCLUSIVE	September 2020
TFD22510911-XX	SQUARE EXCLUSIVE	September 2020
TFD27512911-XX	SQUARE EXCLUSIVE	September 2020
TFD27702960-XX	UNIVERSAL SHOWER ASSORTMENT	September 2020
TFD27805969-XX	UNIVERSAL SHOWER ASSORTMENT	September 2020
TFD28450969-XX	UNIVERSAL SHOWER ASSORTMENT	September 2020
TFD28505969-XX	UNIVERSAL SHOWER ASSORTMENT	September 2020
TFD28545968-XX	UNIVERSAL SHOWER ASSORTMENT	September 2020
TFD28565968-XX	UNIVERSAL SHOWER ASSORTMENT	September 2020
TFD3500897090	UNIVERSAL SHOWER ASSORTMENT	September 2020
TFD3554697090	UNIVERSAL SHOWER ASSORTMENT	September 2020
TFD10050970-47	UNIVERSAL TAPS & FITTINGS	September 2020
TFD12015970-XX	UNIVERSAL TAPS & FITTINGS	September 2020
TFD12202979-47	UNIVERSAL TAPS & FITTINGS	September 2020
TFD12801970-47	UNIVERSAL TAPS & FITTINGS	September 2020
TFD22901979-47	UNIVERSAL TAPS & FITTINGS	September 2020
TFD27702969-XX	UNIVERSAL TAPS & FITTINGS	September 2020
TFD36425969-47	UNIVERSAL TAPS & FITTINGS	September 2020

COLOUR SURVEY - SANITARYWARE


COLOURS

Collections / Models	Ceramic colours																Metal part finishes				
	White Alpin	White Alpin CeramicPlus	White Alpin AntiBac	White Alpin AntiBac CeramicPlus	Star White CeramicPlus	Pergamon CeramicPlus	Stone White CeramicPlus TitanGlaze	Timber CeramicPlus	Glossy Black CeramicPlus	Art Decór CeramicPlus	Ebony CeramicPlus TitanGlaze	Graphit CeramicPlus TitanGlaze	Concrete	Bicolour	White Alpin Anti-slip	Taupe Anti-slip	Ardoise Anti-slip	VIPrint	Chrome	Noble brass	
ANTHEUS	01	R1	T1	T2	R2	R3	RW	TR	S0	AD	S5	I4	TDS7	BC	01	TP	W9	VP			
ARCHITECTURA/ARCHITECTURA VITA	0	0	*	*						*										0	
ARTIS	0	0			0		0							0						0	
AVENTO	0	0					0													0	
AVEO New Generation		0			0																
COLLARO	0	0					0														
EVANA	0	0																			
FINION		0			0		0														
HOMMAGE		0			0															0	0
JOYCE	0	0	*	*																0	
LA BELLE		0			0									0							
LOOP & FRIENDS	0	0			0	0		*													
LUNEA	0																				
MEMENTO 2.0	0	0			0		0		0		*	*	*								
MEMENTO	0	0			0				0												
METRIC ART		0			0																
MY NATURE		0																			
O.NOVO / O.NOVO VITA	0	0	*	*																0	
TUBE	0																				
SUBWAY 2.0	0	0	*	*	*	*														0	
SUBWAY	0	0			0	0	*		*											0	
UNO	0																				
VENTICELLO	0	0					*		*		*	*								0	

* Only selected models are available in this colour. Please see the product specifications pages for all the details.

COLOUR SURVEY - SANITARYWARE

COLOURS

Collections / Models	Discontinued ceramic colours
 <p>10 year availability guarantee on a selected range of colours and ceramic products</p>	<p style="text-align: center;">Manhattan CeramicPlus</p>
	<p style="text-align: center;">R5</p>
<p>EVANA</p>	<p style="text-align: center;">○</p>
<p>SUBWAY</p>	<p style="text-align: center;">○</p>

COLOUR AND MODEL SURVEY - WELLNESS

COLOURS

Colour designation	Baths			Shower trays Architectura MetalRim, Planeo, Squaro, Squaro Infinity											Baths/Whirlpools Surface of the visible parts + outlet cover shower trays											Bath panelling UNITED									
	Glossy colours		Matt colours	Colorline (Matt colours)					StoneLook colours						chrome plated	gold plated	Brushed Chrome	White (alpin) ²	Anthracite	Crème	Grey	Brown	Stone White	Chrome	Champagne	Gold	Black Matt	Oak Graphite	Glossy White ³						
	White (alpin)	Star White ¹	Stone White	Anthracite	Crème	Grey	Brown	Stone White	Nature Anthracite	Nature Crème	Nature Grey	Nature Sand	Nature White	61																62	69	01	1S	2S	3S
ANTHEUS ⁴	○	○	○												○																				
ARCHITECTURA Baths	○	○													○	○																			
ARCHITECTURA METALRIM	○	○		○	○	○	○	○							○		○*	○	○	○	○	○	○												
AVEO / AVEO New Generation ⁴	○	○	○												○	○																			
CETUS	○	○													○	○																			
COLLARO ⁴	○	○	○																																
FINION ⁴	○	○	○																																
FUTURION FLAT	○	○													○																				
HOMMAGE	○	○													○																				
LA BELLE ⁴ / LA BELLE EXCELLENCE ⁴	○	○	○												○	○																			
LEGATO	○	○	○																																
LIBRA	○	○													○	○																			
LOOP & FRIENDS ⁴	○	○													○	○																			
MY ART	○	○													○	○																			
NEXUS	○	○													○	○																			
OBERON	○	○	○												○	○																			
OBERON 2.0 ⁴	○	○	○												○	○																			
O.NOVO Baths	○	○													○	○																			
O.NOVO Shower trays	○	○													○																				
PAVIA	○	○													○	○																			
PLANE0	○	○		○	○	○	○	○	○	○	○	○	○																						
PROFIBOX	○	○																																	
SQUARO Baths ⁴	○	○													○	○																			
SQUARO EDGE 12	○	○	○												○	○																			
SQUARO EDGE 12 Excellence ⁴	○	○	○												○	○																			
SQUARO Shower trays	○	○		○	○	○	○	○																											
SQUARO INFINITY**				○	○	○	○	○							○																				
SUBWAY Baths	○	○													○	○																			
SUBWAY Shower trays	○	○													○	○																			
THEANO ⁴	○	○	○												○																				
UNITED Bath panelling																																		○	○

¹ Available on stock for Libra, Squaro, Oberon, Subway. All other products will be produced on request.
² Invisible Jets for whirlpool system Special Combipool Invisible (only for Quarryl baths in white).
³ Available from the warehouse. All other UNITED colours are available within 6 weeks after order entry.
⁴ Some free-standing models available with Colour on Demand. Details on the respective product pages.
* Outlet cover in matt colours in Brushed Chrome (69)
** Outlet cover in matching matt colour.

CUSTOMISATION - SANITARYWARE



Project branding

From branding and individual décors to special colours – Villeroy & Boch takes each design personally and offers solutions that meet the whole gamut of customer needs. After all, individual interior design creates a strong and unique look that forms the basis for success in the project business.

Minimum order quantity: 20 pieces per model



On the tap hole surface or ceramic valve cover (Loop & Friends)

Delivery period: 4 months









With Loop & Friends models, the décor can be placed on the inside, and with Memento models on the outside surfaces.

Delivery period: 4 months (excluding design development)



Choice of matt colours: Ebony, Graphite

Delivery period: 3 months

Collection	Logos	Decor	Colour
ARCHITECTURA 	all washbasin variants and sizes: 4188, 4190	-	-
ARTIS 	-	-	all washbasins
LOOP & FRIENDS 	all washbasin variants and sizes: 4114, 4118, 5144, 5148, 5149, 5151, 5154	4114 00, 4118 00, 5144 00, 5148 00, 5149 00, 5149 10, 5151 00, 5151 10, 5154 00, 6161 00, 6161 10, 6161 20, 6161 30, 6162 10, 6162 20, 6163 00, 6163 10, 6163 20, 6180 28, 6180 33, 6180 38, 6180 43	For models see under décor
MEMENTO 	all washbasin variants and sizes: 5133, 5135	5133 60 5133 50, 5133 5L, 5135 60, 5135 62, 5135 50, 5135 52	For models see under décor
O.NOVO 	all washbasin variants and sizes: 4A41, 4344, 5160, 5166, 5360 (except for 5360 36/37/38/39)	-	-
SUBWAY 2.0 	all washbasins	-	Stone White for Subway WWC 5614 R0 RW and seat 9955 C3 RW

We will be happy to put together an individual offer for you. To request one, please send an e-mail to 360projects@villeroy-boch.com

BICOLOUR - SANITARYWARE

BICOLOUR

Fine forms. Strong colours.

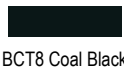
- + 4 elegant shapes: round, oval, square, rectangular
- + Bi-colour look: The coloured glaze on the outer surface features a precise rim, the interior provides a perfect contrast in White Alpin
- + 12 harmonious colours inspired by the kaleidoscope of seasonal colours in Paris
- + Fresh green hues of spring, warm yellow shades of summer, pastel rosé shades of autumn and impressive blue hues of winter – each in 3 colour gradations
- + Additional 3 timeless colours in the black-grey spectrum



BCT6 Full Moon



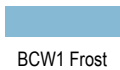
BCT7 French Linen



BCT8 Coal Black



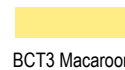
BCW0 Fog



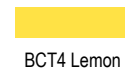
BCW1 Frost



BCW2 Ocean



BCT3 Macaroon



BCT4 Lemon



BCT5 Mustard



BCW3 Mint



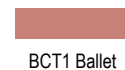
BCW4 Sencha



BCW5 Cedar



BCT0 Powder



BCT1 Ballet



BCT2 Rose

Special order only
Due to the different materials used, there may be variations in colour between the images and the actual products.


HYGIENE CHAMPION - SANITARYWARE



Our hygiene champion

The innovative toilet for four times the cleanliness

Hygienic, fresh, anti-bacterial and easy to clean – with our hygiene champion, you are always in safe hands. The rimless DirectFlush Subway 2.0 toilet with innovative ViFresh technology and CeramicPlus and AntiBac finish is the perfect hygiene solution from Villeroy & Boch. The best thing about it is that you can even save plenty of water and cleaning agents. It just doesn't get safer than four-fold hygiene. ViFresh, CeramicPlus and AntiBac are available separately for DirectFlush toilets and can also be combined on request

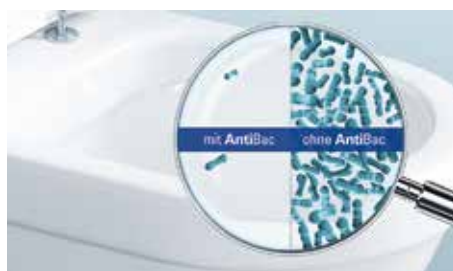


ViFresh

The integrated holder

The innovative holder for rim-blocks is integrated almost invisibly in the ceramic. It is filled without having to touch unhygienic areas and combines a fresh scent with an optimum flushing performance. As the water flow is no longer hindered by commercial holders, ViFresh is ideal for rimless toilets.

- The user-friendly solution for DirectFlush toilets
- Integrated care-product compartment within the water inlet in the ceramic
- Can be filled hygienically with commercially available rim-blocks or gel-cleaners without having to touch the toilet bowl or rim
- During flushing, the active ingredients are distributed evenly throughout the bowl
- With the same excellent flushing performance
- Simple installation without additional costs
- No bonding, no risk of corrosion



DirectFlush

The rimless generation of toilets

- Flushes the entire inner bowl without splashing
- Maximum flushing performance thanks to precise water flow
- Easy, quick cleaning thanks to the rimless design
- Visible hygiene for the user, too

AntiBac

The antibacterial glaze

- Has been proven to reduce the growth of bacteria by more than 99.9%***
- For ceramic surfaces and toilet seats
- Ideal for commercial areas with strict hygiene requirements

CeramicPlus

The dirt-repellent surface finish

- Non-stick effect prevents limescale deposits
- Permanent dirt-repellent effect for a brilliant shine
- 90% less water consumption*, cleaning agent ** and cleaning time** than before
- Available for all sanitary-ceramic products and all colours

* When contaminated with dirty water, ** When removing limescale deposits compared with standard ceramics (study carried out by the wfk-Forschungsinstitut für Reinigungstechnologie), *** Confirmed by the independent BOKEN Quality Evaluation Institute, the Bundesanstalt für Materialprüfung (BAM) in Berlin, and the IZORE Centrum Infectieziekten Friesland, NL

SUPRAFIX 3.0 - SANITARYWARE

SupraFix 3.0 has a patent pending and makes the installation of wall-mounted toilets more flexible. The toilets can be installed swiftly and simply by just one person – conveniently from above and without visible attachment. Now new: The toilet seats can be positioned as required by the customer.



Simple and flexible installation

- Easy toilet installation from above by one person
- 2-in-1 installation of the toilet and toilet seat using the same holes
- Vario-nut for flexible installation and exact positioning of the seat

Perfect toilet design

- Invisible fastening: no visible screws or cover caps
- Toilet seat can be positioned individually as required

OVERVIEW ANTIBAC - SANITARYWARE

Collection	Models
ARCHITECTURA <div data-bbox="408 241 517 315" style="border: 1px solid black; border-radius: 5px; padding: 2px; display: inline-block; margin-left: 10px;">AntiBac</div>	selected models, see pages 42-61
ARCHITECTURA VITA <div data-bbox="408 347 517 421" style="border: 1px solid black; border-radius: 5px; padding: 2px; display: inline-block; margin-left: 10px;">AntiBac</div>	selected models, see pages 62-64
O.NOVO <div data-bbox="408 452 517 526" style="border: 1px solid black; border-radius: 5px; padding: 2px; display: inline-block; margin-left: 10px;">AntiBac</div>	selected models, see pages 269-302
O.NOVO VITA <div data-bbox="408 557 517 631" style="border: 1px solid black; border-radius: 5px; padding: 2px; display: inline-block; margin-left: 10px;">AntiBac</div>	selected models, see pages 303-308
SUBWAY 2.0 <div data-bbox="408 663 517 736" style="border: 1px solid black; border-radius: 5px; padding: 2px; display: inline-block; margin-left: 10px;">AntiBac</div>	selected models, see pages 312-334

OVERVIEW EXPRESS DELIVERY - BATHROOM FURNITURE

Furniture Programme/Mirrors	Models	Colours Express Delivery
ANTHEUS	all models	all colours
AVENTO	all models	all colours
FINION	selected models, see pages 107-152	—
HOMMAGE	all models	all colours
MORE TO SEE	all models	—
MORE TO SEE 14	all models	—
MORE TO SEE ONE	all models	—
MY VIEW 14	all models	—
MY VIEW 14+	all models	—
MY VIEW ONE	all models	—
SUBWAY 2.0	selected models, see pages 312-334	Glossy White (DH), Glossy Grey (FP), Oak Graphite (FQ)
VENTICELLO	selected models, see pages 345-360	Glossy White (DH), Glossy Grey (FP) with handle version 1

SANITARYWARE & BATHROOM FURNITURE



INDEX - SANITARYWARE AND BATHROOM FURNITURE

GENERAL INFORMATION

How to use this price list	2
Bicolour	15
Customisation	14
Ceramic colour survey	11-12
Hygiene Champion	16
Icons	see fold-out cover
Changes to the range	6-7
Numerical Index	760-762
Symbols	see fold-out cover
SupraFix 3.0	17

OVERVIEWS

Bidets	33
Urinals	34
Washbasins	24-29
Toilets	30-32

BATH CERAMIC ○

& BATHROOM FURNITURE ■

Antheus	Premium ○ ■	35-41
Architectura	Profi ○	42-61
Architectura Vita	Profi ○	62-64
Artis	Premium ○	65-66
Avento	Mainstream ○ ■	67-75
Collaro	Mainstream ○ ■	76-104
Evana	Mainstream ○	105-106
Finion	Premium ○ ■	107-152
Hommage	Premium ○ ■	153-159
Legato	Mainstream ■	163-222
Loop & Friends	Mainstream ○	223-229
Lunea	Profi ○	230-231
Memento 2.0	Premium ○	232-244
Memento	Premium ○	245-252
O.novo	Profi ○	269-302
O.novo Vita	Profi ○	303-308
Stand-alone washbasins	Mainstream ○	309-311
Subway 2.0	Mainstream ○ ■	312-334
Subway	Mainstream ○	335-342
Tube	Profi ○	343-344
Venticello	Mainstream ○ ■	345-360
ViClean	○	361-366
ViConnect installation systems	○	367-378
WC-Seats and Cover	○	384-386
Accessories	○ ■	379-383








MIRRORS & MIRROR CABINETS

More To See	Mainstream ■	253-256
More To See 14	Mainstream ■	257-260
More To See One	Profi ■	261-262
My View 14	Mainstream ■	263-264
My View 14+	Mainstream ■	265-266
My View One	Profi ■	267-268








WASHBASINS ACCORDING TO SHAPE AND DIMENSION

OVERVIEW








Handwashbasin

360 mm Angular	360 mm Angular	360 mm Angular	450 mm Angular	450 mm Angular	500 mm Angular	500 mm Angular
						
O.novo	O.novo	O.novo	O.novo	O.novo	O.novo	O.novo
4342 36 (274)	4343 37 (275)	4343 36 (275)	4344 4G (274)	4344 45 (273)	4344 50 (273)	4342 R5 (275)








Washbasin

550 mm Angular	550 mm Angular	600 mm Angular	600 mm Angular	650 mm Angular	650 mm Angular	Handwashbasin 360 mm Oval
						
O.novo	O.novo	O.novo	O.novo	O.novo	O.novo	O.novo
4A41 55 (272)	4A41 MG (272)	4A41 6G (271)	4A41 60 (271)	4A41 65 (270)	4A41 KG (270)	5360 36 (279)

Undercounter washbasin

380 mm Oval	385 mm Oval	430 mm Oval	435 mm Oval	Built-in washbasin 450 mm Oval	Handwashbasin 450 mm Oval	Undercounter washbasin 455 mm Oval
						
O.novo	Loop & Friends	Loop & Friends	O.novo	Loop & Friends	O.novo	Evana
4A30 38 (280)	6161 00 (228)	6161 10 (228)	4A30 43 (281)	6155 00 (226)	5360 45 (278)	6147 46 (106)





Undercounter washbasin

485 mm Oval	485 mm Oval	495 mm Oval	500 mm Oval	Handwashbasin 500 mm Oval	Handwashbasin 500 mm Oval	Built-in washbasin 505 mm Oval
						
Loop & Friends	O.novo	Lunea	Evana	O.novo	O.novo	Loop & Friends
6161 20 (228)	4A30 48 (281)	5120 50 (231)	6147 00 (106)	5361 50 (279)	5360 50 (278)	6155 10 (226)

Surface-mounted washbasin

510 mm Oval	Undercounter washbasin 530 mm Oval	540 mm Oval	Washbasin 550 mm Oval	Semi-recessed washbasin 550 mm Oval	Washbasin 550 mm Oval	Surface-mounted washbasin 560 mm Oval
						
Collaro	O.novo	Architettura	O.novo	O.novo	O.novo	Collaro
4A15 51 (85)	4162 50 (278)	4176 60 (48)	5160 55 (276)	4160 55 (277)	5166 55 (277)	4A19 56 (83)

WASHBASINS ACCORDING TO SHAPE AND DIMENSION

Undercounter wash-basin	Built-in washbasin	Washbasin Vita	Built-in washbasin	Surface-mounted washbasin		
560 mm Oval	560 mm Oval	560 mm Oval	570 mm Oval	585 mm Oval	595 mm Oval	600 mm Oval
						
Loop & Friends 6161 30 (228)	O.novo 4161 56 (277)	O.novo Vita 4119 55 (304)	Loop & Friends 6155 20 (226)	Loop & Friends 5151 00 (225)	Aveo New Generation 4132 60 (310)	Architectura 4126 60 (45)
Washbasin	Undercounter wash-basin	Surface-mounted washbasin	Washbasin Vita	Built-in washbasin	Undercounter wash-basin	
600 mm Oval	600 mm Oval	610 mm Oval	610 mm Oval	610 mm Oval	615 mm Oval	615 mm Oval
						
O.novo 5160 60 (276)	O.novo 4162 60 (278)	Artis 4198 61 (66)	My Nature 4110 60 (311)	O.novo Vita 4119 60 (304)	Architectura 4166 60 (47)	Evana 6144 00 (106)
Surface-mounted washbasin	Washbasin	Built-in washbasin	Washbasin Vita	Surface-mounted washbasin	Corner handwashbasin	Corner handwashbasin
630 mm Oval	650 mm Oval	660 mm Oval	800 mm Oval	810 mm Oval	Quarter circle	Quarter circle
						
Loop & Friends 5151 10 (225)	O.novo 5160 65 (276)	Loop & Friends 6155 30 (226)	O.novo Vita 4120 80 (304)	My Nature 4110 80 (311)	O.novo 7327 40 (280)	Subway 2.0 7319 45 (319)
Corner handwashbasin	Handwashbasin					
Rectangle	360 mm Rectangle	360 mm Rectangle	360 mm Rectangle	370 mm Rectangle	400 mm Rectangle	400 mm Rectangle
						
O.novo 7310 32 (279)	Architectura 4373 36 (49)	Avento 4300 3R (71)	Avento 4300 3L (70)	Subway 2.0 7317 37 (319)	Memento 5333 41 (251)	Memento 2.0 4323 40 (242)
Handwashbasin				Undercounter wash-basin	Handwashbasin	Service sink
430 mm Rectangle	450 mm Rectangle	450 mm Rectangle	450 mm Rectangle	450 mm Rectangle	450 mm Rectangle	460 mm Rectangle
						
Finion 4364 43 (114)	Architectura 4373 45 (49)	Avento 7358 45 (70)	Collaro 4334 45 (83)	Loop & Friends 6163 10 (228)	Subway 2.0 7315 45 (318)	O.novo 6912 01 (301)














OVERVIEW

WASHBASINS ACCORDING TO SHAPE AND DIMENSION

OVERVIEW

Semi-recessed washbasin 480 mm Rectangle 	Sink 495 mm Rectangle 	Undercounter washbasin 495 mm Rectangle 	Handwashbasin 500 mm Rectangle 	Washbasin 500 mm Rectangle 	Washbasin 500 mm Rectangle 	Surface-mounted washbasin 500 mm Rectangle
Luna 4138 48 (231)	O.novo 6321 00 (302)	Tube 4152 50 (344)	Architettura 4373 50 (49)	Collaro 4334 50 (82)	Memento 5133 50 (250)	Memento 5135 50 (251)
Washbasin 500 mm Rectangle 	Surface-mounted washbasin 500 mm Rectangle 	Handwashbasin 500 mm Rectangle 	Handwashbasin 500 mm Rectangle 	Surface-mounted washbasin 510 mm Rectangle 	Built-in washbasin 510 mm Rectangle 	Undercounter washbasin 535 mm Rectangle
Memento 2.0 4A22 50 (240)	Memento 2.0 4A07 50 (242)	Subway 2.0 7315 50 (318)	Venticello 4124 50 (350)	Collaro 4A17 51 (84)	Loop & Friends 6145 10 (227)	Luna 5122 53 (231)
Undercounter washbasin 540 mm Rectangle 	Undercounter washbasin 540 mm Rectangle 	Undercounter washbasin 544 mm Rectangle 	Semi-recessed washbasin 550 mm Rectangle 	Built-in washbasin 550 mm Rectangle 	Washbasin 550 mm Rectangle 	Washbasin 550 mm Rectangle
Architettura 4177 60 (48)	Loop & Friends 6163 00 (228)	O.novo 4A29 55 (280)	Architettura 4190 55 (46)	Architettura 4193 55 (47)	Architettura 4189 55 (45)	Architettura 4188 55 (44)
Semi-recessed washbasin 550 mm Rectangle 	Washbasin 550 mm Rectangle 	Washbasin 550 mm Rectangle 	Semi-recessed washbasin 550 mm Rectangle 	Washbasin 550 mm Rectangle 	Surface-mounted washbasin 550 mm Rectangle 	Surface-mounted washbasin 560 mm Rectangle
Avento 4A06 55 (70)	Avento 4A00 55 (69)	Collaro 4A33 55 (82)	Memento 4133 55 (251)	Subway 2.0 7113 55 (315)	Venticello 4113 55 (350)	Collaro 4A20 56 (83)
Surface-mounted washbasin 580 mm Rectangle 	Surface-mounted washbasin 585 mm Rectangle 	Washbasin 600 mm Rectangle 	Surface-mounted washbasin 600 mm Rectangle 	Washbasin Vita 600 mm Rectangle 	Washbasin 600 mm Rectangle 	Washbasin 600 mm Rectangle
Artis 4172 58 (66)	Loop & Friends 5154 00 (225)	Architettura 4188 60 (44)	Architettura 4127 60 (46)	Architettura Vita 5178 60 (63)	Avento 4158 60 (69)	Collaro 4A33 60 (81)

WASHBASINS ACCORDING TO SHAPE AND DIMENSION

Washbasin	Surface-mounted washbasin			Built-in washbasin	Washbasin	Surface-mounted washbasin
600 mm Rectangle	600 mm Rectangle	600 mm Rectangle	600 mm Rectangle	600 mm Rectangle	600 mm Rectangle	600 mm Rectangle
						
Finion 4168 60 (113)	Finion 4143 61 (114)	Finion 4142 60 (114)	La Belle 4A01 60 (310)	Loop & Friends 6145 00 (227)	Memento 5133 60 (249)	Memento 5135 60 (251)
Washbasin	Surface-mounted washbasin	Built-in washbasin	Washbasin Vita	Washbasin	Washbasin	Built-in washbasin
600 mm Rectangle	600 mm Rectangle	600 mm Rectangle	600 mm Rectangle	600 mm Rectangle	600 mm Rectangle	615 mm Rectangle
						
Memento 2.0 4A22 60 (239)	Memento 2.0 4A07 60 (242)	O.novo 4A32 60 (280)	O.novo Vita 7119 63 (305)	Subway 2.0 7113 60 (315)	Venticello 4124 60 (349)	Architettura 4167 60 (47)
Undercounter washbasin	Built-in washbasin	Washbasin	Washbasin	Surface-mounted washbasin	Washbasin	Washbasin Vita
615 mm Rectangle	630 mm Rectangle	630 mm Rectangle	630 mm Rectangle	650 mm Rectangle	650 mm Rectangle	650 mm Rectangle
						
Loop & Friends 6163 20 (228)	Hommage 7102 63 (154)	Subway 2.0 4115 6R (317)	Subway 2.0 4115 6L (317)	Antheus 4A10 65 (36)	Architettura 4188 65 (44)	Architettura Vita 5178 67 (63)
Washbasin	Washbasin	Washbasin	Washbasin	Washbasin	Built-in washbasin	Washbasin Vita
650 mm Rectangle	650 mm Rectangle	650 mm Rectangle	650 mm Rectangle	650 mm Rectangle	675 mm Rectangle	700 mm Rectangle
						
Avento 4158 65 (69)	Collaro 4A33 65 (80)	Hommage 7101 65 (154)	Subway 2.0 7113 65 (315)	Venticello 4124 65 (349)	Loop & Friends 6145 20 (227)	Architettura Vita 5174 70 (63)
Washbasin	Double sink	Vanity washbasin	Washbasin	Washbasin	Washbasin	Washbasin
750 mm Rectangle	795 mm Rectangle	800 mm Rectangle	800 mm Rectangle	800 mm Rectangle	800 mm Rectangle	800 mm Rectangle
						
Hommage 7101 75 (154)	O.novo 6331 00 (302)	Architettura 6116 80 (43)	Avento 4156 80 (68)	Collaro 4A33 80 (79)	Finion 4168 80 (112)	Finion 4164 80 (110)

OVERVIEW

WASHBASINS ACCORDING TO SHAPE AND DIMENSION

OVERVIEW

Vanity washbasin

800 mm Rectangle	800 mm Rectangle	800 mm Rectangle	800 mm Rectangle	Laundry sink 860 mm Rectangle	Vanity washbasin 1000 mm Rectangle	1000 mm Rectangle
Memento 5133 81 (248)	Memento 2.0 4A22 80 (238)	Subway 2.0 7175 80 (314)	Venticello 4104 8L (348)	O.novo 6922 10 (301)	Antheus 4A09 A2 (36)	Architettura 6116 10 (43)

Vanity washbasin

1000 mm Rectangle	1000 mm Rectangle	1000 mm Rectangle	1000 mm Rectangle	1000 mm Rectangle	1000 mm Rectangle	1000 mm Rectangle
Avento 4156 A1 (68)	Collaro 4A33 A5 (78)	Finion 4164 A1 (109)	Finion 4168 A5 (111)	Memento 5133 A1 (247)	Memento 2.0 4A22 A4 (235)	Metric Art 5195 11 (310)

Multiple washbasin

1000 mm Rectangle	Vanity washbasin 1000 mm Rectangle	1000 mm Rectangle	1000 mm Rectangle	1000 mm Rectangle	1200 mm Rectangle	1200 mm Rectangle
O.novo 6820 00 (301)	Subway 2.0 7175 A0 (314)	Venticello 4134 L1 (347)	Venticello 4104 AK (347)	Venticello 4134 R1 (348)	Avento 4A23 CK (68)	Collaro 4A33 C4 (77)

Vanity washbasin







1200 mm Rectangle	1200 mm Rectangle	1200 mm Rectangle	1200 mm Rectangle	1300 mm Rectangle	1300 mm Rectangle	1300 mm Rectangle
Finion 4164 C1 (109)	Memento 5133 C1 (246)	Memento 2.0 4A22 C4 (233)	Venticello 4104 CK (346)	Architettura 6131 13 (43)	Architettura 6118 13 (43)	Collaro 4A34 D4 (77)








Vanity washbasin



1300 mm Rectangle	1300 mm Rectangle	1300 mm Rectangle	1300 mm Rectangle	Undercounter washbasin 280 mm Round	330 mm Round	340 mm Round
Finion 4139 D5 (110)	Subway 2.0 7176 D0 (313)	Subway 2.0 7175 D0 (313)	Venticello 4111 DL (346)	Loop & Friends 6180 28 (227)	Loop & Friends 6180 33 (227)	Architettura 4175 40 (48)

WASHBASINS ACCORDING TO SHAPE AND DIMENSION

OVERVIEW

Surface-mounted washbasin		Undercounter wash-basin	Built-in washbasin	Surface-mounted washbasin		Built-in washbasin
380 mm Round	380 mm Round	380 mm Round	390 mm Round	400 mm Round	400 mm Round	415 mm Round
						
Loop & Friends 5148 00 (224)	Loop & Friends 4118 00 (224)	Loop & Friends 6180 38 (227)	Loop & Friends 6140 39 (226)	Architectura 4125 40 (45)	Collaro 4A18 40 (84)	Architectura 4165 40 (46)

Surface-mounted washbasin			Undercounter wash-basin	Built-in washbasin	Surface-mounted washbasin	Built-in washbasin
430 mm Round	430 mm Round	430 mm Round	440 mm Round	450 mm Round	450 mm Round	535 mm Round
						
Artis 4179 43 (66)	Loop & Friends 5144 00 (224)	Loop & Friends 4114 00 (224)	Loop & Friends 6180 43 (227)	Loop & Friends 6140 45 (226)	My Nature 4110 45 (311)	Loop & Friends 6140 51 (226)

Undercounter wash-basin	Surface-mounted washbasin		Undercounter wash-basin	Built-in washbasin	Surface-mounted washbasin	
340 mm Square	380 mm Square	380 mm Square	380 mm Square	405 mm Square	410 mm Square	430 mm Square
						
Loop & Friends 6162 10 (229)	Collaro 4A21 38 (84)	Loop & Friends 5149 00 (226)	Loop & Friends 6162 20 (229)	Loop & Friends 6156 10 (227)	Artis 4178 41 (66)	Loop & Friends 5149 10 (226)

Built-in washbasin
450 mm Square

Loop & Friends 6156 20 (227)








OVERVIEW TOILETS








OVERVIEW

Rimless Combi-Pack		WC Complete		Rimless Combi-Pack			
wall-mounted	wall-mounted	wall-mounted		wall-mounted	wall-mounted	wall-mounted	wall-mounted
Architectura 5684 HR (52)	Architectura 5685 HR (54)	Architectura 5684 H1 (53)		Architectura 4694 HR (51)	Architectura 4687 HR (55)	Avento 5656 HR (71)	Avento 5656 RS (72)
Rimless Combi-Pack		WC Complete		Rimless Combi-Pack		WC Complete	
wall-mounted	wall-mounted	wall-mounted		wall-mounted	wall-mounted	wall-mounted	wall-mounted
Joyce 5607 R2 (161)	Joyce 5607 HR (161)	O.novo 5660 H1 (284)		O.novo 5688 HR (286)	O.novo 5660 HR (283)	O.novo 5688 H1 (287)	Subway 2.0 5614 R2 (323)
Rimless Combi-Pack		Washdown WC Compact				Rimless wash-out toilet	
wall-mounted	wall-mounted	wall-mounted	wall-mounted	wall-mounted	wall-mounted	floor-standing	
Venticello 4611 RS (351)	Venticello 4611 RL (352)	O.novo 5688 10 (287)	O.novo 7667 10 (288)	Subway 6604 10 (337)	Subway 2.0 5606 10 (326)	O.novo 7619 R0 (291)	
Rimless wash-out toilet	Shower-toilet, wash-down toilet, rimless	Combi-Pack Viconnect		Washdown WC			
floor-standing	wall-mounted	wall-mounted	wall-mounted	wall-mounted	wall-mounted	floor-standing	
O.novo 7619 R1 (291)	ViClean V0E1 00 (363)	O.novo 5660 D3 (284)	O.novo 5660 D2 (284)	Architectura 5684 10 (53)	Hommage 6661 B0 (156)	Lunea 5623 10 (231)	
Washdown WC							
wall-mounted	floor-standing	floor-standing	floor-standing	wall-mounted	wall-mounted	wall-mounted	
O.novo 7677 10 (288)	O.novo 7618 10 (292)	O.novo 5657 10 (289)	O.novo 7618 01 (292)	O.novo 7682 10 (285)	O.novo 5660 10 (284)	Subway 6600 10 (336)	








OVERVIEW TOILETS

OVERVIEW

Washdown WC	ViClean Washdown WC	Washdown WC	Washdown WC	Washdown WC Comfort, rimless	Washdown WC Compact, rimless	Washdown WC Compact, rimless
floor-standing	wall-mounted	wall-mounted	wall-mounted	wall-mounted	wall-mounted	wall-mounted
						
Subway 6607 10 (338)	Subway 2.0 5600 50 (325, 365)	Subway 2.0 5600 10 (324)	Tube 5635 10 (344)	Subway 2.0 4609 R0 (326)	Architectura 4687 R0 (55)	O.novo 5688 R0 (286)

Washdown WC Compact, rimless	Washdown WC Vita	Washdown WC Vita, rimless	Washdown WC Vita, rimless	Washdown WC Vita, rimless	Washdown WC XL, rimless	Washdown WC for close-coupled WC-suite
wall-mounted	floor-standing	wall-mounted	wall-mounted	wall-mounted	wall-mounted	floor-standing
						
Subway 2.0 5606 R0 (325)	O.novo Vita 4683 10 (306)	Architectura Vita 5649 R0 (64)	O.novo Vita 4695 R0 (305)	O.novo Vita 4601 R0 (306)	Architectura 4688 R0 (56)	Architectura 5686 10 (57)

Washdown WC for close-coupled WC-suite						
floor-standing	floor-standing	floor-standing	floor-standing	floor-standing	wall-mounted	floor-standing
						
Architectura 5687 10 (58)	Hommage 6662 10 (156)	O.novo 5661 01 (294)	O.novo 5661 10 (294)	O.novo 5658 10 (295)	O.novo 6623 10 (289)	Subway 6609 10 (340)

Washdown WC for close-coupled WC-suite			Washdown WC for close-coupled WC-suite, rimless			
floor-standing	floor-standing	floor-standing	floor-standing	floor-standing	floor-standing	floor-standing
						
Subway 6610 10 (339)	Tube 5640 10 (344)	Antheus 5616 R0 (37)	Avento 5644 R0 (72)	O.novo 5661 R0 (293)	Subway 2.0 5617 R0 (328)	Venticello 4612 R0 (353)

OVERVIEW TOILETS

OVERVIEW

Washdown WC for close-coupled WC-suite, rimless Compact

floor-standing



O.novo
5689 R0 (295)

Washdown WC for close-coupled WC-suite, rimless Vita

floor-standing



O.novo Vita
4620 R0 (308)

Washdown WC, rimless

wall-mounted



Antheus
4608 R0 (36)

wall-mounted



Architectura
5685 R0 (54)

floor-standing



Architectura
5690 R0 (56)

wall-mounted



Architectura
5684 R0 (52)

wall-mounted



Architectura
4694 R0 (51)

Washdown WC, rimless

wall-mounted



Finion
4664 R0 (115)

wall-mounted



Joyce
5607 R0 (161)

wall-mounted



Memento 2.0
4633 R0 (243)

floor-standing



O.novo
7618 R1 (290)

floor-standing



O.novo
4624 R0 (290)

wall-mounted



O.novo
5660 R0 (283)

floor-standing



O.novo
7618 R0 (290)

Washdown WC, rimless

floor-standing



Subway 2.0
5602 R0 (327)

wall-mounted



Subway 2.0
5614 A1 (321)

wall-mounted



Subway 2.0
5614 R0 (321)

ViClean Wash-down WC, rimless

wall-mounted



Subway 2.0
5614 R5 (322, 364)

wall-mounted



Subway 2.0
5614 R4 (323, 366)

Washdown WC, rimless

floor-standing



Venticello
4613 R0 (352)

wall-mounted



Venticello
4611 R0 (351)

Wash-out WC

floor-standing



O.novo
7619 01 (292)

wall-mounted



O.novo
5662 10 (285)

floor-standing



O.novo
7619 10 (292)

wall-mounted



Subway
6603 10 (337)

Wash-out WC Vita

floor-standing



O.novo Vita
4684 10 (307)

OVERVIEW BIDETS

Bidet

wall-mounted



Architectura
5484 00 (50)

wall-mounted



Architectura
4485 00 (50)

floor-standing



Architectura
4486 00 (50)

wall-mounted



Avento
5405 00 (71)

wall-mounted



Finion
4465 00 (115)

wall-mounted



Hommage
7441 B0 (155)

floor-standing



Hommage
7442 00 (155)

Bidet

wall-mounted



Memento 2.0
4433 00 (243)

wall-mounted



O.novo
5460 00 (282)

floor-standing



O.novo
5461 00 (282)

wall-mounted



Subway
7400 00 (336)

wall-mounted



Subway 2.0
5400 00 (319)

floor-standing



Subway 2.0
5401 00 (320)

Bidet compact

wall-mounted



Subway 2.0
5406 00 (320)

Bidet

wall-mounted



Venticello
4411 00 (350)

floor-standing



Venticello
4412 00 (351)

OVERVIEW

OVERVIEW SIPHONIC URINALS

OVERVIEW

Siphonic urinal

concealed water inlet
concealed outlet



Architectura
5586 00 (60)

concealed water inlet
concealed outlet



Architectura
5587 00 (61)

concealed water inlet
Outlet may be concealed depending on the type of extractor section



Architectura
5574 00 (59)

concealed water inlet
Outlet may be concealed depending on the type of extractor section



O.novo
7527 00 (297)

concealed water inlet
Outlet may be concealed depending on the type of extractor section



O.novo
7507 00 (299)

Rimless siphonic urinal

concealed water inlet
Outlet may be concealed depending on the type of extractor section



O.novo
7524 00 (300)

Siphonic urinal Compact

concealed water inlet
Outlet may be concealed depending on the type of extractor section



O.novo
7557 00 (298)

Siphonic urinal Compact

concealed water inlet
Outlet may be concealed depending on the type of extractor section



O.novo
7557 01 (298)

Siphonic urinal

concealed water inlet
Outlet may be concealed depending on the type of extractor section



Subway
7513 00 (73, 329, 341)

concealed water inlet
Outlet may be concealed depending on the type of extractor section



Subway
7513 01 (73, 329, 341)

Rimless siphonic urinal

concealed water inlet
Outlet may be concealed depending on the type of extractor section



Venticello
5504 R0 (116, 244, 354)

concealed water inlet
Outlet may be concealed depending on the type of extractor section



Venticello
5504 R1 (116, 244, 354)

Siphonic urinal

water inlet from above
Outlet may be concealed depending on the type of extractor section



O.novo
7526 00 (296)

water inlet from above
Outlet may be concealed depending on the type of extractor section



O.novo
7508 00 (299)

Rimless siphonic urinal

water inlet from above
Outlet may be concealed depending on the type of extractor section



O.novo
7523 00 (300)

AquaZero urinal

without water inlet
concealed outlet



Subway
7517 00 (342)

ANTHEUS

Sanitaryware and Bathroom Furniture





- Premium segment
- Matching furniture programme Antheus
- Matching bath: Antheus, Theano

PRO.VILLEROY-BOCH.COM/TECHNICALDRAWINGS




ANTHEUS



Ceramic colours

			
R1 = White Alpin CeramicPlus	R2 = Star White CeramicPlus	RW = Stone White CeramicPlus	AD = Art Decór CeramicPlus

Front- / Body colours

	
PV = American Walnut	PW = Black Ash

Colours countertop

	
RC = Carrara	RP = Nero Marquina

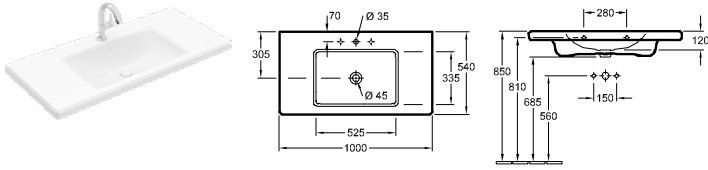
ANTHEUS

€ excl. VAT

registered design

Please order tap fittings and soap dispenser separately

VANITY WASHBASIN



Article number	Description	Titan Ceram	plus	plus	plus	pcs/ pal.	kg/ pc.
			R1	R2	RW		
4A09 A5 XX	1000 x 540 mm		1.007,-	1.007,-	1.191,-	-	6 30,9
4A09 A2 XX	1000 x 540 mm		1.007,-	1.007,-	1.191,-	-	6 30,9

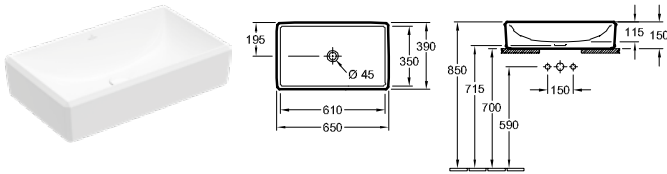
wall fastening, matching furniture programme: Antheus

For further information about matching valves, see pages 379-383

Please note: unclosable outlet valve must be used with models without overflow

9221 49 00	WASHBASIN INSTALLATION ELEMENT 525 x 1120 x 75 mm For further ViConnect models, see pages 367-378		-	-	-	175,-	8,05
------------	--	--	---	---	---	-------	------

SURFACE-MOUNTED WASHBASIN



Article number	Description	Titan Ceram	plus	plus	plus	pcs/ pal.	kg/ pc.
			R1	R2	RW		
4A10 65 XX ¹	650 x 388 mm for wall-mounted washbasin mixers or tall pillar tap fittings, without tap hole area		710,-	710,-	835,-	-	10 18,2

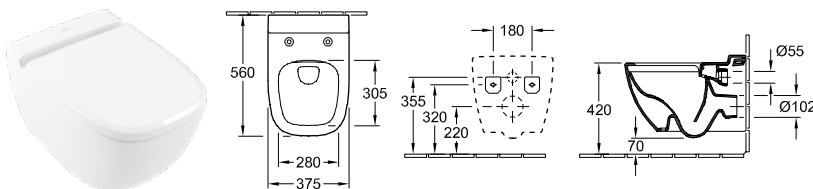
incl. template, fastening set included, matching furniture programme: Antheus

For further information about matching valves, see pages 379-383

Please note: unclosable outlet valve must be used with models without overflow

WASHDOWN TOILET, RIMLESS

DirectFlush



Article number	Description	SupraFix 3.0	AQUAREDUCT	Direct Flush	plus	plus	plus	pcs/ pal.	kg/ pc.
					R1	R2	RW		
4608 R0 XX	375 x 560 mm				673,-	673,-	790,-	-	12 25,8

wall-mounted, horizontal outlet, incl. fastening set "SupraFix 3.0", with water-saving AQUAREDUCT® system: flush volume 3 / 4,5 litres, not suitable for installation with flush valves

8M18 S1 XX	TOILET SEAT AND COVER with QuickRelease and SoftClosing hinges, hinges in stainless steel				259,-	285,-	310,-	-	2,7
9222 87 00	VIPROTECT SOUNDPROOFING SET (optional) incl. accessories				-	-	-	19,-	600 0,09
9224 61 00	TOILET INSTALLATION SYSTEM for dry-wall construction, standard height 525 x 1120 x 135 mm For further ViConnect models, see pages 367-378				-	-	-	320,-	10 14
9224 65 00	TOILET INSTALLATION SYSTEM for dry-wall construction, low 450 x 1120 x 165 mm For further ViConnect models, see pages 367-378				-	-	-	432,-	8 19,78

XX = Colour code to be indicated

R1 = White Alpin CeramicPlus, R2 = Star White CeramicPlus, RW = Stone White CeramicPlus, AD = Art Decór CeramicPlus

¹DÉCOR

Surcharge on White Alpin Ceramicplus R1 / item:
€ 557 / AD = Art Decór CeramicPlus

ANTHEUS

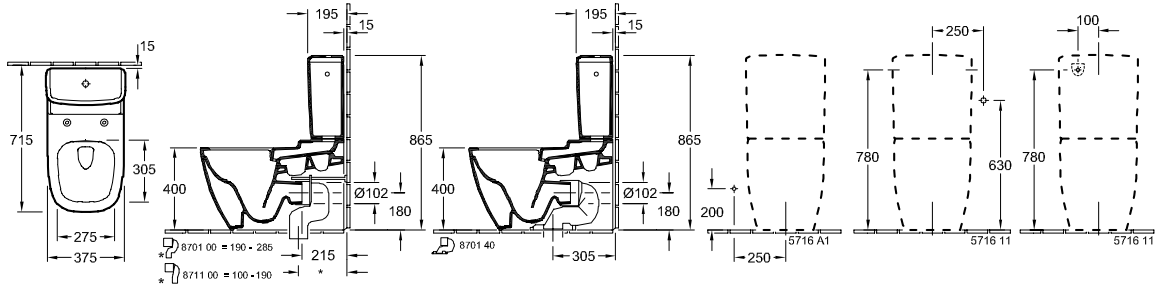
€ excl. VAT

registered design

Please order tap fittings and soap dispenser separately

WASHDOWN TOILET FOR CLOSE-COUPLED TOILET-SUITE, RIMLESS

DirectFlush



Article number	Description		plus R1	plus R2	plus RW		pcs/ pal.	kg/ pc.
5616 R0 XX	375 x 700 mm	Direct Flush	788,-	788,-	928,-	-		43,1
floor-standing, back to wall, horizontal outlet, with fastening set for concealed fastening. Recommendation: to be installed at a distance of 15 mm from the wall, not suitable for installation with flush valves								
5716 11 XX	CISTERN water inlet from the sides or rear, flushing mechanism with DualFlush water-saving button, chrome		515,-	515,-	601,-	-	14	14,7
8M18 S1 XX	TOILET SEAT AND COVER with QuickRelease and SoftClosing hinges, hinges in stainless steel		259,-	285,-	310,-	-		2,7
8701 00 00	VARIO DRAINBEND for vertical outlet 190 - 285 mm	?	-	-	-	113,-	100	0,74
8711 00 00	VARIO DRAINBEND for vertical outlet 100 - 190 mm	?	-	-	-	113,-		0,72

XX = Colour code to be indicated

R1 = White Alpin CeramicPlus, R2 = Star White CeramicPlus, RW = Stone White CeramicPlus, AD = Art Décor CeramicPlus

¹DÉCOR

Surcharge on White Alpin Ceramicplus R1 / item:
€ 557 / AD = Art Décor CeramicPlus

ANTHEUS

ANTHEUS

€ excl. VAT

registered design

Goods in stock, The washbasins are to be ordered separately.

Express Delivery These products are always in stock.

Front:

veneered MDF, silk matt lacquered finish in PV (19 mm)
 veneered MDF, matt black lacquered finish in PW (19 mm)
 horizontal grain in PV, PW
 interior colour to match décor

Body:

veneered chipboard, silk matt lacquered finish in PV (16 mm)
 veneered chipboard, matt black lacquered finish in PW (16 mm)
 horizontal grain in PV, PW
 interior colour direct-laminated Anthracite for vanity units
 interior colour to match décor for additional elements

Washbasin countertop:

marble in RC, RP (20 mm)

Frame:

high-gloss steel (10 mm)

Glass shelf:

Optiwhite single-pane safety glass (8 mm)

Drawers:

slip-resistant base
 SoftClosing feature

Doors:

SoftClosing feature

Handles:

handle profile made from solid wood in PV, PW

Interior compartments :

removable wooden boxes made of solid wood with aluminium profile
 glass partitions (for vanity units without high-gloss steel frame)

Mirrors:

mirror (4 mm) bonded to frame

Mirror frame :

solid wood, silk matt lacquered finish in PV
 solid wood, matt black lacquered finish in PW

Mirror shelf:

mirror (4 mm) on chipboard, melamine-laminated (8 mm)
 veneer edge silk matt lacquered finish in PV
 veneer edge, matt black lacquered finish in PW
 shelf, veneered chipboard, silk matt lacquered finish in PV (16 mm)
 shelf, veneered chipboard, matt black lacquered finish in PW (16 mm)

Towel holder:

high-gloss steel (3 mm)

Please note:

For further information such as tap fitting positions, installation and fastening dimensions etc. please see the technical drawings.

	MARBLE COUNTERTOP WITH FRAME MADE OF HIGH-GLOSS STEEL	MARBLE COUNTERTOP WITH FRAME MADE OF HIGH-GLOSS STEEL
	Express Delivery	Express Delivery
Article number	B064 00 YY	B064 01 YY
Dimensions (w x h x d)	1200 x 745 x 570 mm	1200 x 745 x 570 mm
Version	-	with drilled tap holes
For combination with	Antheus 4A10 65 La Belle 4A01 60/61	Antheus 4A10 65 La Belle 4A01 60/61
Equipped with	1x glass shelf 1x frame made of high-gloss steel 1x marble countertop	1x glass shelf 1x frame made of high-gloss steel 1x marble countertop
Please note	with wall-mount	with wall-mount
Installation	floor-standing	floor-standing
Scope of delivery	fastening set included	fastening set included
RC, RP	4.936,-	4.936,-

XX = Insert front and body colour
 PV = American Walnut, PW = Black Ash

YY = Insert washbasin countertop colours
 RC = Carrara, RP = Nero Marquina

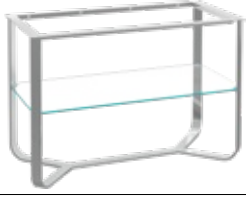

ANTHEUS



€ excl. VAT



registered design

Goods in stock, The washbasins are to be ordered separately.

Express Delivery These products are always in stock.

FRAME MADE OF HIGH-GLOSS STEEL	
	
	
Article number	B064 50 00
Dimensions (w x h x d)	1084 x 725 x 523 mm
Equipped with	1x glass shelf 1x frame made of high-gloss steel
Please note	with wall-mount
Installation	floor-standing
Scope of delivery	fastening set included
	3.431,-

VANITY UNIT WITH FRAME MADE OF HIGH-GLOSS STEEL	VANITY UNIT
	
	
Article number	B065 10 XX
Dimensions (w x h x d)	927 x 852 x 500 mm
For combination with	Antheus 4A09 A2/A5
Equipped with	1x frame made of high-gloss steel 1x pull-out compartment with non-slip mat 1x wooden box L 1x wooden box S
Please note	with wall-mount
Installation	floor-standing
Scope of delivery	space saving siphon, fastening set included
PV, PW	5.043,-

VANITY UNIT	
	
	
Article number	B066 10 XX
Dimensions (w x h x d)	925 x 348 x 500 mm
For combination with	Antheus 4A09 A2/A5
Equipped with	1x pull-out compartment with non-slip mat 1x wooden box L 1x wooden box S 2x wide glass drawer dividers
Please note	-
Installation	wall-mounted
Scope of delivery	space saving siphon, fastening set included
PV, PW	1.818,-

XX = Insert front and body colour
PV = American Walnut, PW = Black Ash

YY = Insert washbasin countertop colours
RC = Carrara, RP = Nero Marquina


ANTHEUS





€ excl. VAT

registered design

Goods in stock, The washbasins are to be ordered separately.

Express Delivery These products are always in stock.

	FRAME MADE OF HIGH-GLOSS STEEL
	
	Express Delivery
Article number	B065 50 00
Dimensions (w x h x d)	928 x 852 x 494 mm
For combination with	Antheus 4A09 A2/A5
Equipped with	1x frame made of high-gloss steel
Please note	with wall-mount
Installation	floor-standing
Scope of delivery	fastening set included
	3.216,-

	TALL CABINET	TALL CABINET	SIDE CABINET	SIDE CABINET
				
	Express Delivery	Express Delivery	Express Delivery	Express Delivery
Article number	B068 00 XX	B068 01 XX	B067 00 XX	B067 01 XX
Dimensions (w x h x d)	480 x 1700 x 200 mm	480 x 1700 x 200 mm	400 x 850 x 400 mm	400 x 850 x 400 mm
Hinges	hinges on left	hinges on right	hinges on left	hinges on right
Equipped with	2x doors 1x fixed shelf 4x glass shelves	2x doors 1x fixed shelf 4x glass shelves	1x door 1x pull-out compartment with non-slip mat 1x glass shelf	1x door 1x pull-out compartment with non-slip mat 1x glass shelf
Installation	wall-mounted	wall-mounted	wall-mounted	wall-mounted
Scope of delivery	fastening set included	fastening set included	fastening set included	fastening set included
PV, PW	1.710,-	1.710,-	1.496,-	1.496,-

	MIRROR SHELF	MIRROR
		
	Express Delivery	Express Delivery
Article number	B306 00 XX	B305 00 XX
Dimensions (w x h x d)	600 x 1400 x 178 mm	850 x 850 x 35 mm, 850 mm Diameter
Equipped with	4x shelves on each side	with solid wood frame
Installation	wall-mounted	wall-mounted
Scope of delivery	fastening set included	fastening set included
PV, PW	1.604,-	1.388,-

XX = Insert front and body colour
PV = American Walnut, PW = Black Ash

YY = Insert washbasin countertop colours
RC = Carrara, RP = Nero Marquina

ANTHEUS


€ excl. VAT

registered design

Goods in stock, The washbasins are to be ordered separately.

Express Delivery

These products are always in stock.

	TOWEL RAIL
	
	Express Delivery
Article number	B069 80 00
Dimensions (w x h x d)	800 x 38 x 80 mm
Colour	high-gloss steel
Please note	for wall-mounting
Scope of delivery	fastening set included
	421,-

ANTHEUS

XX = Insert front and body colour
 PV = American Walnut, PW = Black Ash

YY = Insert washbasin countertop colours
 RC = Carrara, RP = Nero Marquina

ARCHITECTURA

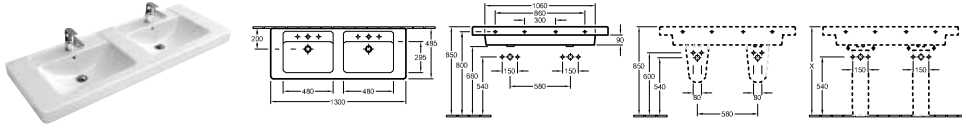
€ excl. VAT


registered design

Please order tap fittings and soap dispenser separately

DOUBLE VANITY WASHBASIN

previously Omnia Architectura



Article number	Description	01	plus R1	T1	plus T2	pcs/ pal.	kg/ pc.
6131 13 XX	1300 x 485 mm 2x 	1.042,-	1.127,-	-	-	8	44,6

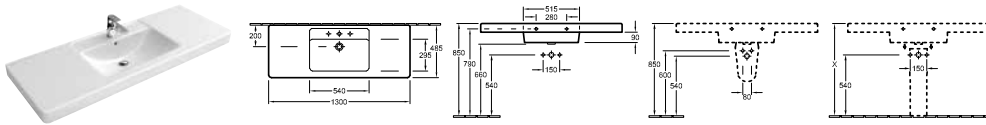
wall fastening


For further information about matching valves, see pages 379-383

7250 50 XX	PEDESTAL	306,-	391,-	-	-	48	7,9
7264 00 XX	TRAP COVER cannot be combined with 3-hole tap fittings, incl. fastening set "SmartFix"	214,-	299,-	-	-	45	7,05
9221 49 00	WASHBASIN INSTALLATION ELEMENT 525 x 1120 x 75 mm For further ViConnect models, see pages 367-378	-	-	-	-	175,-	8,05

VANITY WASHBASIN

previously Omnia Architectura



Article number	Description	01	plus R1	T1	plus T2	pcs/ pal.	kg/ pc.
6118 13 XX	1300 x 485 mm 	889,-	974,-	-	-	9	34,99

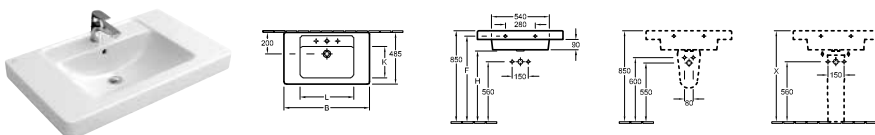
wall fastening

For further information about matching valves, see pages 379-383



7250 50 XX	PEDESTAL	306,-	391,-	-	-	48	7,9
7264 00 XX	TRAP COVER cannot be combined with 3-hole tap fittings, incl. fastening set "SmartFix"	214,-	299,-	-	-	45	7,05
9221 49 00	WASHBASIN INSTALLATION ELEMENT 525 x 1120 x 75 mm For further ViConnect models, see pages 367-378	-	-	-	-	175,-	8,05

VANITY WASHBASIN

previously Omnia Architectura



Article no.	B	F	G	H	K	L
611610XX	1000	790	535	655	290	540
611680XX	800	800	540	660	290	490

Article number	Description	01	plus R1	T1	plus T2	pcs/ pal.	kg/ pc.
6116 10 XX	1000 x 485 mm 	748,-	833,-	-	-	8	30,2
6116 80 XX	800 x 485 mm 	606,-	691,-	-	-	8	26,4

wall fastening

For further information about matching valves, see pages 379-383

7250 50 XX	PEDESTAL	306,-	391,-	-	-	48	7,9
7264 00 XX	TRAP COVER cannot be combined with 3-hole tap fittings, incl. fastening set "SmartFix"	214,-	299,-	-	-	45	7,05
9221 49 00	WASHBASIN INSTALLATION ELEMENT 525 x 1120 x 75 mm For further ViConnect models, see pages 367-378	-	-	-	-	175,-	8,05

XX = Colour code to be indicated

01 = White Alpin, R1 = White Alpin CeramicPlus, T1 = White Alpin AntiBac, T2 = White Alpin AntiBac CeramicPlus

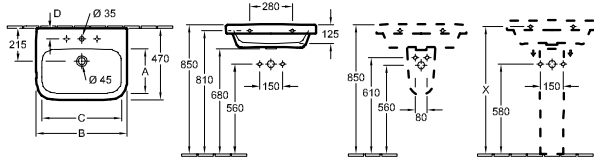
ARCHITECTURA

€ excl. VAT



registered design

Please order tap fittings and soap dispenser separately

WASHBASIN



Article no.	A	B	C	D	K	L
418865XX	295	650	575	65	295	575
418866XX	295	650	575	65	295	575
418860XX	295	600	535	70	295	535
418861XX	295	600	535	70	295	535
418855XX	300	550	480	70	300	480
418856XX	300	550	480	70	300	480

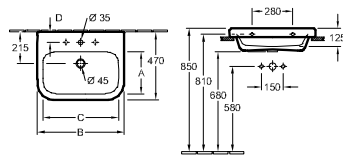
Article number	Description	01	plus R1	T1	plus T2	pcs/ pal.	kg/ pc.
4188 65 XX	650 x 470 mm   	187,-	272,-	248,-	-	14	20,3
4188 66 XX	650 x 470 mm   	187,-	272,-	248,-	-	14	20,3
4188 60 XX	600 x 470 mm   	158,-	243,-	219,-	-	16	19,5
4188 61 XX	600 x 470 mm   	158,-	243,-	219,-	-	16	19,5
4188 55 XX	550 x 470 mm   	149,-	234,-	210,-	-	16	18,7
4188 56 XX	550 x 470 mm   	149,-	234,-	210,-	-	16	18,7

For further information about matching valves, see pages 379-383
















Please note: unclosable outlet valve must be used with models without overflow

7250 50 XX	PEDESTAL	306,-	391,-	-	-	-	48	7,9
7264 00 XX	TRAP COVER cannot be combined with 3-hole tap fittings, incl. fastening set "SmartFix"	214,-	299,-	-	-	-	45	7,05
9221 49 00	WASHBASIN INSTALLATION ELEMENT 525 x 1120 x 75 mm For further ViConnect models, see pages 367-378	-	-	-	-	175,-		8,05

WASHBASIN



Article no.	A	B	C	D	K	L
4188KGXX	295	650	575	65	295	575
4188KLXX	295	650	575	65	295	575
4188GXX	295	600	535	70	295	535
4188LXX	295	600	535	70	295	535
41885GXX	300	550	480	70	300	480
41885LXX	300	550	480	70	300	480

Article number	Description	01	plus R1	T1	plus T2	pcs/ pal.	kg/ pc.
4188 KG XX	650 x 470 mm  	218,-	303,-	-	-	10	20,3
4188 KL XX	650 x 470 mm   	218,-	303,-	279,-	-	10	20,3
4188 6G XX	600 x 470 mm  	189,-	274,-	-	-	10	19,5
4188 6L XX	600 x 470 mm   	189,-	274,-	250,-	-	10	19,5
4188 5G XX	550 x 470 mm  	180,-	265,-	-	-	14	18,7
4188 5L XX	550 x 470 mm   	180,-	265,-	241,-	-	14	18,7

ground underside, incl. template

For further information about matching valves, see pages 379-383

Please note: unclosable outlet valve must be used with models without overflow

9221 49 00	WASHBASIN INSTALLATION ELEMENT 525 x 1120 x 75 mm For further ViConnect models, see pages 367-378	-	-	-	-	175,-		8,05
------------	---	---	---	---	---	-------	--	------

XX = Colour code to be indicated

01 = White Alpin, R1 = White Alpin CeramicPlus, T1 = White Alpin AntiBac, T2 = White Alpin AntiBac CeramicPlus

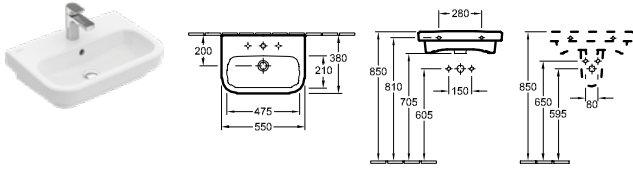
ARCHITECTURA

€ excl. VAT

registered design

Please order tap fittings and soap dispenser separately

WASHBASIN COMPACT



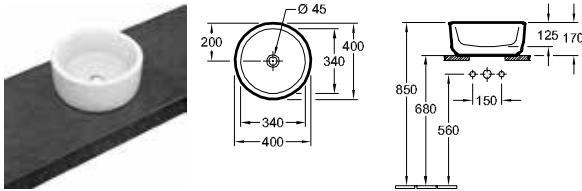
Article number	Description	01	plus R1	T1	plus T2		pcs/ pal.	kg/ pc.
4189 55 XX	550 x 380 mm	179,-	264,-	-	-	-	16	15
4189 56 XX	550 x 380 mm	179,-	264,-	-	-	-	16	15

For further information about matching valves, see pages 379-383

Please note: unclosable outlet valve must be used with models without overflow

7264 00 XX	TRAP COVER cannot be combined with 3-hole tap fittings, incl. fastening set "SmartFix"		214,-	299,-	-	-	-	45	7,05
9221 49 00	WASHBASIN INSTALLATION ELEMENT 525 x 1120 x 75 mm For further ViConnect models, see pages 367-378		-	-	-	-	175,-		8,05

SURFACE-MOUNTED WASHBASIN



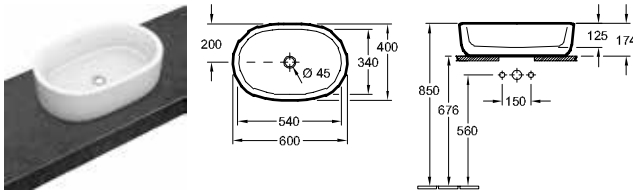
Article number	Description	01	plus R1	T1	plus T2		pcs/ pal.	kg/ pc.
4125 40 XX	400 mm Diameter for wall-mounted washbasin mixers or tall pillar tap fittings, without tap hole area	253,-	338,-	-	-	-	14	14
4125 41 XX	400 mm Diameter for wall-mounted washbasin mixers or tall pillar tap fittings, without tap hole area	253,-	338,-	-	-	-	14	11,5

incl. template, fastening set included

For further information about matching valves, see pages 379-383

Please note: unclosable outlet valve must be used with models without overflow

SURFACE-MOUNTED WASHBASIN



Article number	Description	01	plus R1	T1	plus T2		pcs/ pal.	kg/ pc.
4126 60 XX	600 x 400 mm for wall-mounted washbasin mixers or tall pillar tap fittings, without tap hole area	293,-	378,-	-	-	-	10	18
4126 61 XX	600 x 400 mm for wall-mounted washbasin mixers or tall pillar tap fittings, without tap hole area	293,-	378,-	-	-	-	10	18

incl. template, fastening set included

For further information about matching valves, see pages 379-383

Please note: unclosable outlet valve must be used with models without overflow

XX = Colour code to be indicated

01 = White Alpin, R1 = White Alpin CeramicPlus, T1 = White Alpin AntiBac, T2 = White Alpin AntiBac CeramicPlus

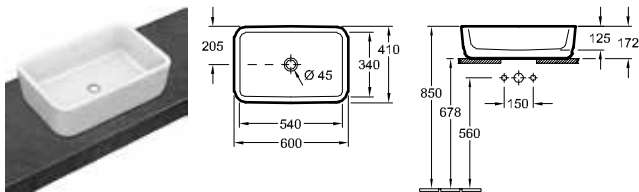
ARCHITECTURA



€ excl. VAT

registered design

Please order tap fittings and soap dispenser separately

SURFACE-MOUNTED WASHBASIN



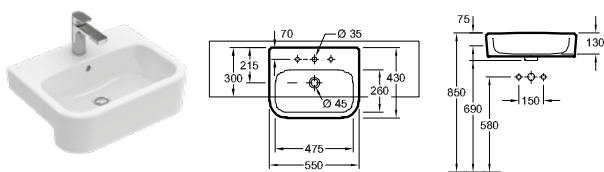
Article number	Description	01	plus R1	T1	plus T2	pcs/ pal.	kg/ pc.
4127 60 XX	600 x 400 mm for wall-mounted washbasin mixers or tall pillar tap fittings, without tap hole area 	293,-	378,-	-	-	10	19,7
4127 61 XX	600 x 400 mm for wall-mounted washbasin mixers or tall pillar tap fittings, without tap hole area 	293,-	378,-	-	-	10	19,7







incl. template, fastening set included

For further information about matching valves, see pages 379-383

Please note: unclosable outlet valve must be used with models without overflow

SEMI-RECESSED WASHBASIN

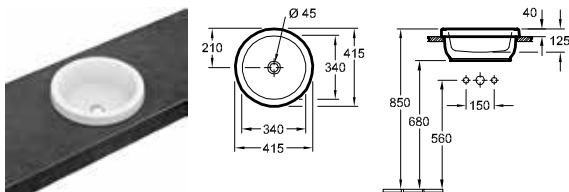




Article number	Description	01	plus R1	T1	plus T2	pcs/ pal.	kg/ pc.
4190 55 XX	550 x 430 mm   	257,-	342,-	318,-	-	10	17
4190 56 XX	550 x 430 mm   	257,-	342,-	318,-	-	10	17

For further information about matching valves, see pages 379-383

Please note: unclosable outlet valve must be used with models without overflow

BUILT-IN WASHBASIN



Article number	Description	01	plus R1	T1	plus T2	pcs/ pal.	kg/ pc.
4165 40 XX	415 mm Diameter without tap hole area 	230,-	315,-	-	-	14	12,1
4165 41 XX	415 mm Diameter without tap hole area 	230,-	315,-	-	-	14	12,1

outside surface glazed, incl. template

For further information about matching valves, see pages 379-383

Please note: unclosable outlet valve must be used with models without overflow

XX = Colour code to be indicated

01 = White Alpin, R1 = White Alpin CeramicPlus, T1 = White Alpin AntiBac, T2 = White Alpin AntiBac CeramicPlus

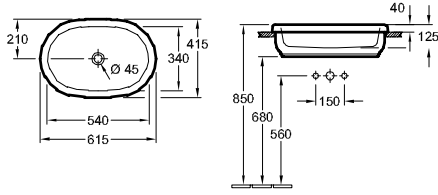
ARCHITECTURA



€ excl. VAT

registered design

Please order tap fittings and soap dispenser separately

BUILT-IN WASHBASIN



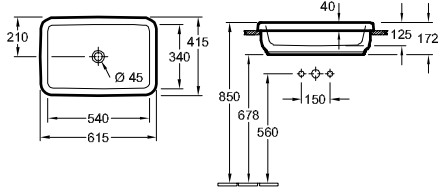
Article number	Description	01	plus R1	T1	plus T2		pcs/ pal.	kg/ pc.
4166 60 XX	615 x 415 mm without tap hole area 	287,-	372,-	-	-	-	10	18,5
4166 61 XX	615 x 415 mm without tap hole area 	287,-	372,-	-	-	-	10	18,5



outside surface glazed, incl. template

For further information about matching valves, see pages 379-383

Please note: unclosable outlet valve must be used with models without overflow

BUILT-IN WASHBASIN



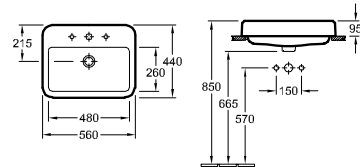
Article number	Description	01	plus R1	T1	plus T2		pcs/ pal.	kg/ pc.
4167 60 XX	615 x 415 mm without tap hole area 	287,-	372,-	-	-	-	10	20,6
4167 61 XX	615 x 415 mm without tap hole area 	287,-	372,-	-	-	-	18	20,6





outside surface glazed, incl. template

For further information about matching valves, see pages 379-383

Please note: unclosable outlet valve must be used with models without overflow

BUILT-IN WASHBASIN



Article number	Description	01	plus R1	T1	plus T2		pcs/ pal.	kg/ pc.
4193 55 XX	550 x 430 mm  	314,-	399,-	375,-	-	-	10	15,8
4193 56 XX	550 x 430 mm  	314,-	399,-	375,-	-	-	10	19,3

outside surface glazed

For further information about matching valves, see pages 379-383

Please note: unclosable outlet valve must be used with models without overflow

XX = Colour code to be indicated

01 = White Alpin, R1 = White Alpin CeramicPlus, T1 = White Alpin AntiBac, T2 = White Alpin AntiBac CeramicPlus

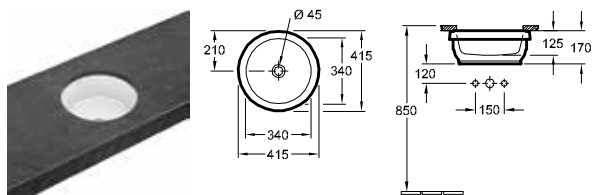
ARCHITECTURA





€ excl. VAT

registered design

Please order tap fittings and soap dispenser separately

UNDERCOUNTER WASHBASIN



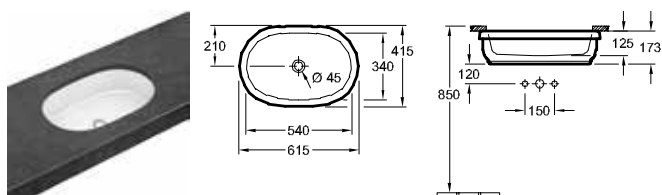
Article number	Description	01	 R1	T1	 T2		pcs/ pal.	kg/ pc.
4175 40 XX	340 mm Diameter without tap hole area 	223,-	308,-	-	-	-	14	11,4
4175 41 XX	340 mm Diameter without tap hole area 	223,-	308,-	-	-	-	14	11,4





outside surface glazed, the hole for the washbasin can only be cut out using the original washbasin because tolerances of several millimetres are possible, fastening set included

For further information about matching valves, see pages 379-383

Please note: unclosable outlet valve must be used with models without overflow

UNDERCOUNTER WASHBASIN



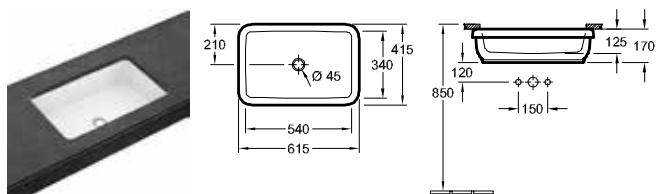
Article number	Description	01	 R1	T1	 T2		pcs/ pal.	kg/ pc.
4176 60 XX	540 x 340 mm without tap hole area 	276,-	361,-	-	-	-	10	19
4176 61 XX	540 x 340 mm without tap hole area 	276,-	361,-	-	-	-	10	19





outside surface glazed, the hole for the washbasin can only be cut out using the original washbasin because tolerances of several millimetres are possible, fastening set included

For further information about matching valves, see pages 379-383

Please note: unclosable outlet valve must be used with models without overflow

UNDERCOUNTER WASHBASIN



Article number	Description	01	 R1	T1	 T2		pcs/ pal.	kg/ pc.
4177 60 XX	540 x 340 mm without tap hole area 	276,-	361,-	-	-	-	10	20,6
4177 61 XX	540 x 340 mm without tap hole area 	276,-	361,-	-	-	-	10	20,6

outside surface glazed, the hole for the washbasin can only be cut out using the original washbasin because tolerances of several millimetres are possible, fastening set included

For further information about matching valves, see pages 379-383

Please note: unclosable outlet valve must be used with models without overflow

XX = Colour code to be indicated

01 = White Alpin, R1 = White Alpin CeramicPlus, T1 = White Alpin AntiBac, T2 = White Alpin AntiBac CeramicPlus

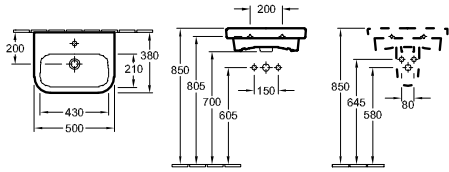
ARCHITECTURA

€ excl. VAT

registered design

Please order tap fittings and soap dispenser separately

HANDWASHBASIN



Article no.	B	C	E	F	H	L
437350XX	500	200	605	800	700	430
437351XX	500	200	605	800	700	430

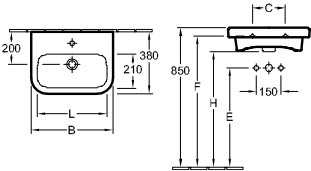
Article number	Description	01	plus R1	T1	plus T2	pcs/ pal.	kg/ pc.
4373 50 XX	500 x 380 mm ○ ○	152,-	237,-	-	-	24	12,9
4373 51 XX	500 x 380 mm ○ ⊗	152,-	237,-	-	-	24	12,9

For further information about matching valves, see pages 379-383

Please note: unclosable outlet valve must be used with models without overflow

7264 00 XX	TRAP COVER cannot be combined with 3-hole tap fittings, incl. fastening set "SmartFix"	SmartFix	214,-	299,-	-	-	-	45	7,05
9221 49 00	WASHBASIN INSTALLATION ELEMENT 525 x 1120 x 75 mm For further ViConnect models, see pages 367-378	⊞	-	-	-	-	175,-		8,05

HANDWASHBASIN



Article no.	B	C	E	F	H	L
437345XX	450	150	620	810	705	385
437346XX	450	150	620	810	705	385

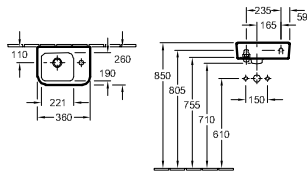
Article number	Description	01	plus R1	T1	plus T2	pcs/ pal.	kg/ pc.		
4373 45 XX	450 x 380 mm ○ ○	AntiBac	138,-	223,-	199,-	-	-	24	12
4373 46 XX	450 x 380 mm ○ ⊗	AntiBac	138,-	223,-	199,-	-	-	24	12

For further information about matching valves, see pages 379-383

Please note: unclosable outlet valve must be used with models without overflow

9221 49 00	WASHBASIN INSTALLATION ELEMENT 525 x 1120 x 75 mm For further ViConnect models, see pages 367-378	⊞	-	-	-	-	175,-		8,05
------------	--	---	---	---	---	---	-------	--	------

HANDWASHBASIN



Article number	Description	01	plus R1	T1	plus T2	pcs/ pal.	kg/ pc.	
4373 36 XX	360 x 260 mm suitable for 1-hole tap fittings, tap hole punched out on right ○	141,-	226,-	-	-	-	48	7
4373 37 XX	360 x 260 mm suitable for 1-hole tap fittings, tap hole punched out on right ⊗	141,-	226,-	-	-	-	48	7

fastening set included

For further information about matching valves, see pages 379-383

Please note: unclosable outlet valve must be used with models without overflow

XX = Colour code to be indicated

01 = White Alpin, R1 = White Alpin CeramicPlus, T1 = White Alpin AntiBac, T2 = White Alpin AntiBac CeramicPlus

ARCHITECTURA

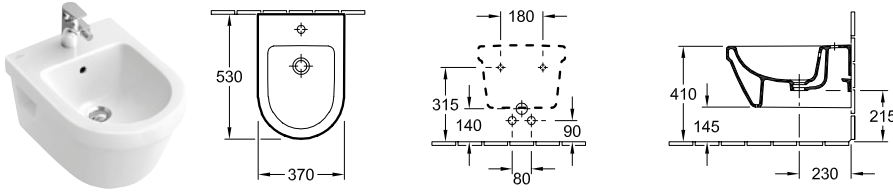
€ excl. VAT

registered design

Please order tap fittings and soap dispenser separately

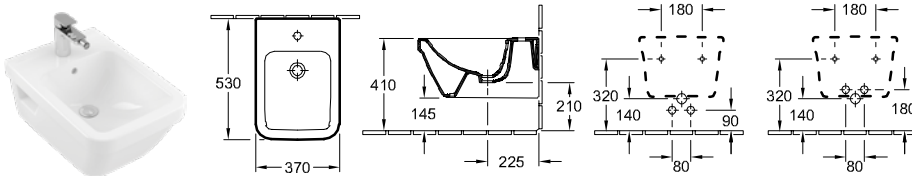
BIDET

previously Omnia Architectura



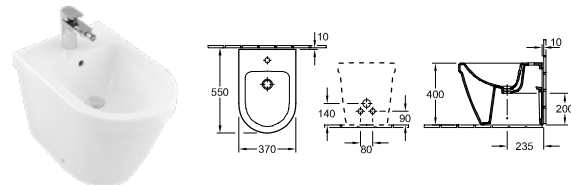
Article number	Description	01	plus R1	T1	plus T2	pcs/ pal.	kg/ pc.
5484 00 XX	370 x 530 mm ○ ○	400,-	485,-	-	-	16	19,3
wall-mounted							
9953 00 00	FASTENING FRAME (optional)	-	-	-	-	180,-	2,93
9961 00 00	FASTENING SET (optional)	-	-	-	-	40,-	0,3
9221 48 00	BIDET INSTALLATION SYSTEM 525 x 1120 x 100 mm For further ViConnect models, see pages 367-378	-	-	-	-	280,-	10,54

BIDET



Article number	Description	01	plus R1	T1	plus T2	pcs/ pal.	kg/ pc.
4485 00 XX	370 x 530 mm ○ ○	400,-	485,-	-	-	12	20
wall-mounted							
9221 48 00	BIDET INSTALLATION SYSTEM 525 x 1120 x 100 mm For further ViConnect models, see pages 367-378	-	-	-	-	280,-	10,54

BIDET



Article number	Description	01	plus R1	T1	plus T2	pcs/ pal.	kg/ pc.
4486 00 XX	370 x 550 mm ○ ○	363,-	448,-	-	-	8	24
floor-standing, with fastening set for concealed fastening							
9221 48 00	BIDET INSTALLATION SYSTEM 525 x 1120 x 100 mm For further ViConnect models, see pages 367-378	-	-	-	-	280,-	10,54

XX = Colour code to be indicated

01 = White Alpin, R1 = White Alpin CeramicPlus, T1 = White Alpin AntiBac, T2 = White Alpin AntiBac CeramicPlus

ARCHITECTURA

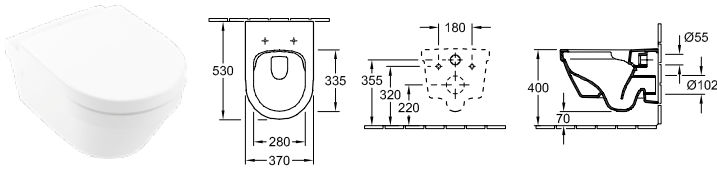
€ excl. VAT

registered design

Please order tap fittings and soap dispenser separately

WASHDOWN TOILET, RIMLESS

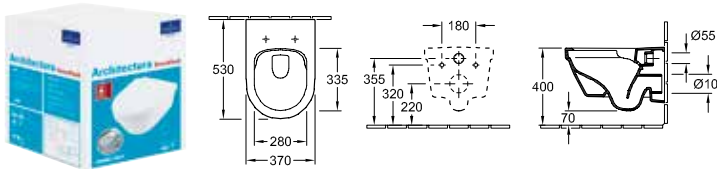
DirectFlush



Article number	Description	01	plus R1	T1	plus T2		pcs/ pal.	kg/ pc.
4694 R0 XX	370 x 530 mm	313,-	398,-	-	-	-	14	24,7
wall-mounted, horizontal outlet, fastening set included, with water-saving AQUAREDUCT® system: flush volume 3 / 4,5 litres, not suitable for installation with flush valves								
98M9 C1 01	TOILET SEAT AND COVER with QuickRelease and SoftClosing hinges, hinges in stainless steel	162,-	-	-	-	-	144	2,52
98M9 D1 01	TOILET SEAT AND COVER hinges in stainless steel	119,-	-	-	-	-	90	2,57
9M70 S1 01	TOILET SEAT AND COVER SLIMSEAT with QuickRelease and SoftClosing hinges, hinges in stainless steel	194,-	-	-	-	-	90	2,97
9M70 61 01	TOILET SEAT AND COVER SLIMSEAT hinges in stainless steel	142,-	-	-	-	-	90	2,97
9M63 61 01	SEAT with continuous hinge bolt, hinges in stainless steel	141,-	-	-	-	-	90	1,68
9953 00 00	FASTENING FRAME (optional)	-	-	-	-	180,-		2,93
9961 00 00	FASTENING SET (optional)	-	-	-	-	40,-		0,3
9222 87 00	VIPROTECT SOUNDPROOFING SET (optional) incl. accessories	-	-	-	-	19,-	600	0,09
9224 61 00	TOILET INSTALLATION SYSTEM for dry-wall construction, standard height 525 x 1120 x 135 mm For further ViConnect models, see pages 367-378	-	-	-	-	320,-	10	14

COMBI-PACK

DirectFlush



Article number	Description	01	plus R1	T1	plus T2		pcs/ pal.	kg/ pc.
4694 HR XX	individual packaging materials, wall-mounted, horizontal outlet composed of: Washdown WC DirectFlush 4694 R0 XX, WC-seat and cover with QuickRelease and SoftClosing hinges 98M9 C1 01	463,-	548,-	-	-	-		24,7

XX = Colour code to be indicated

01 = White Alpin, R1 = White Alpin CeramicPlus, T1 = White Alpin AntiBac, T2 = White Alpin AntiBac CeramicPlus

ARCHITECTURA

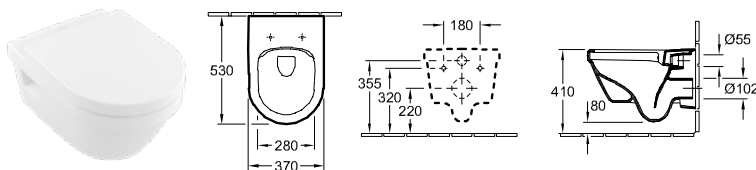
€ excl. VAT

registered design

Please order tap fittings and soap dispenser separately

WASHDOWN TOILET, RIMLESS

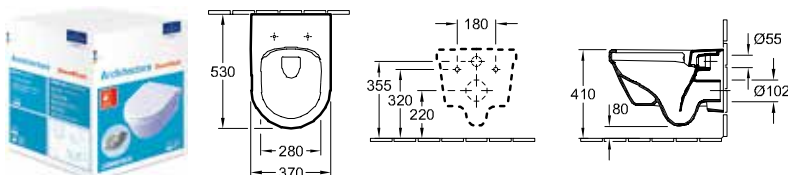
previously Omnia Architectura, DirectFlush



Article number	Description	01	plus R1	T1	plus T2		pcs/ pal.	kg/ pc.
5684 R0 XX	370 x 530 mm	276,-	361,-	337,-	422,-	-	14	20,3
wall-mounted, horizontal outlet, with water-saving AQUAREDUCT® system: flush volume 3 / 4,5 litres, not suitable for installation with flush valves								
98M9 C1 01	TOILET SEAT AND COVER with QuickRelease and SoftClosing hinges, hinges in stainless steel	162,-	-	-	-	-	144	2,52
98M9 D1 01	TOILET SEAT AND COVER hinges in stainless steel	119,-	-	-	-	-	90	2,57
9M70 S1 01	TOILET SEAT AND COVER SLIMSEAT with QuickRelease and SoftClosing hinges, hinges in stainless steel	194,-	-	-	-	-	90	2,97
9M70 61 01	TOILET SEAT AND COVER SLIMSEAT hinges in stainless steel	142,-	-	-	-	-	90	2,97
9M63 61 01	SEAT with continuous hinge bolt, hinges in stainless steel	141,-	-	-	-	-	90	1,68
9953 00 00	FASTENING FRAME (optional)	-	-	-	-	180,-		2,93
9961 00 00	FASTENING SET (optional)	-	-	-	-	40,-		0,3
9222 87 00	VIPROTECT SOUNDPROOFING SET (optional) incl. accessories	-	-	-	-	19,-	600	0,09
9224 61 00	TOILET INSTALLATION SYSTEM for dry-wall construction, standard height 525 x 1120 x 135 mm For further ViConnect models, see pages 367-378	-	-	-	-	320,-	10	14

COMBI-PACK

previously Omnia Architectura, DirectFlush



Article number	Description	01	plus R1	T1	plus T2		pcs/ pal.	kg/ pc.
5684 HR XX	individual packaging materials, wall-mounted, horizontal outlet composed of: Washdown WC DirectFlush 5684 R0 XX, WC-seat and cover with QuickRelease and SoftClosing hinges 98M9 C1 01	418,-	503,-	-	-	-	12	24,2

XX = Colour code to be indicated

01 = White Alpin, R1 = White Alpin CeramicPlus, T1 = White Alpin AntiBac, T2 = White Alpin AntiBac CeramicPlus

ARCHITECTURA

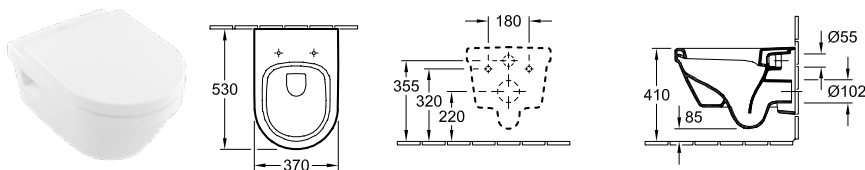
€ excl. VAT

registered design

Please order tap fittings and soap dispenser separately

WASHDOWN TOILET

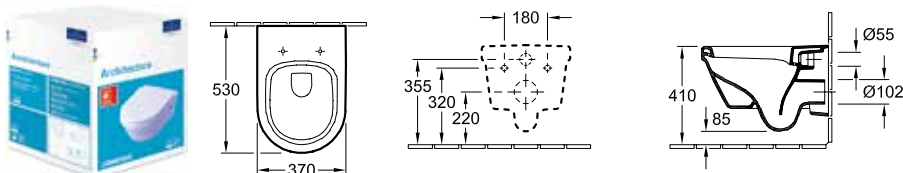
previously Omnia Architectura



Article number	Description	01	plus R1	T1	plus T2	pcs/ pal.	kg/ pc.
5684 10 XX	370 x 530 mm	312,-	397,-	373,-	-	14	21
wall-mounted, horizontal outlet, with water-saving AQUAREDUCT® system: flush volume 3 / 4,5 litres							
98M9 C1 01	TOILET SEAT AND COVER with QuickRelease and SoftClosing hinges, hinges in stainless steel	162,-	-	-	-	144	2,52
98M9 D1 01	TOILET SEAT AND COVER hinges in stainless steel	119,-	-	-	-	90	2,57
9M70 S1 01	TOILET SEAT AND COVER SLIMSEAT with QuickRelease and SoftClosing hinges, hinges in stainless steel	194,-	-	-	-	90	2,97
9M70 61 01	TOILET SEAT AND COVER SLIMSEAT hinges in stainless steel	142,-	-	-	-	90	2,97
9M63 61 01	SEAT with continuous hinge bolt, hinges in stainless steel	141,-	-	-	-	90	1,68
9953 00 00	FASTENING FRAME (optional)	-	-	-	-	180,-	2,93
9961 00 00	FASTENING SET (optional)	-	-	-	-	40,-	0,3
9222 87 00	VIPROTECT SOUNDPROOFING SET (optional) incl. accessories	-	-	-	-	19,-	600
9224 61 00	TOILET INSTALLATION SYSTEM for dry-wall construction, standard height 525 x 1120 x 135 mm For further ViConnect models, see pages 367-378	-	-	-	-	320,-	10

COMBI-PACK

previously Omnia Architectura



Article number	Description	01	plus R1	T1	plus T2	pcs/ pal.	kg/ pc.
5684 H1 XX	individual packaging materials, wall-mounted, horizontal outlet composed of: Washdown WC 5684 10 XX, WC-seat and cover with QuickRelease and SoftClosing hinges 98M9 C1 01	457,-	542,-	-	-	12	23,25

XX = Colour code to be indicated

01 = White Alpin, R1 = White Alpin CeramicPlus, T1 = White Alpin AntiBac, T2 = White Alpin AntiBac CeramicPlus

ARCHITECTURA

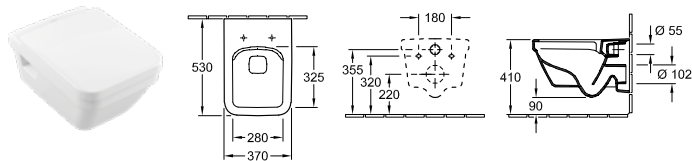
€ excl. VAT






registered design

Please order tap fittings and soap dispenser separately

WASHDOWN TOILET, RIMLESS

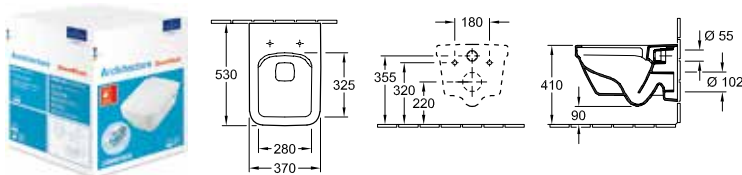
DirectFlush



Article number	Description	01	plus R1	T1	plus T2		pcs/ pal.	kg/ pc.
5685 R0 XX	370 x 530 mm   	276,-	361,-	337,-	422,-	-	14	22
wall-mounted, horizontal outlet, with water-saving AQUAREDUCT® system: flush volume 3 / 4,5 litres, not suitable for installation with flush valves								
9M58 S1 01	TOILET SEAT AND COVER with QuickRelease and SoftClosing hinges, hinges in stainless steel	162,-	-	-	-	-	72	2,71
9M60 61 01	TOILET SEAT AND COVER hinges in stainless steel	119,-	-	-	-	-	144	2,63
9M81 S1 01	TOILET SEAT AND COVER SLIMSEAT with QuickRelease and SoftClosing hinges, hinges in stainless steel 	194,-	-	-	-	-	40	2,65
9961 00 00	FASTENING SET (optional)	-	-	-	-	40,-		0,3
9953 00 00	FASTENING FRAME (optional)	-	-	-	-	180,-		2,93
9222 87 00	VIPROTECT SOUNDPROOFING SET (optional) incl. accessories	-	-	-	-	19,-	600	0,09
9224 61 00	TOILET INSTALLATION SYSTEM for dry-wall construction, standard height 525 x 1120 x 135 mm  For further ViConnect models, see pages 367-378	-	-	-	-	320,-	10	14

COMBI-PACK

DirectFlush



Article number	Description	01	plus R1	T1	plus T2		pcs/ pal.	kg/ pc.
5685 HR XX	individual packaging materials, wall-mounted, horizontal outlet composed of: Washdown WC DirectFlush 5685 R0 XX, WC-seat and cover with QuickRelease and SoftClosing hinges 9M58 S1 01   	418,-	503,-	-	-	-	12	22

XX = Colour code to be indicated

01 = White Alpin, R1 = White Alpin CeramicPlus, T1 = White Alpin AntiBac, T2 = White Alpin AntiBac CeramicPlus

ARCHITECTURA

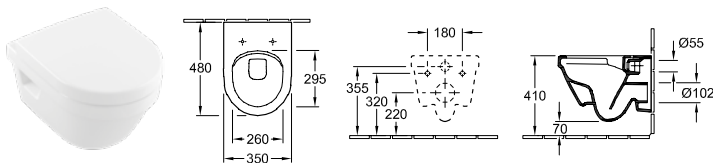
€ excl. VAT

registered design

Please order tap fittings and soap dispenser separately

WASHDOWN TOILET COMPACT, RIMLESS

DirectFlush



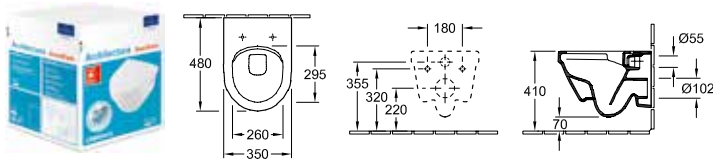
Article number	Description	01	plus R1	T1	plus T2		pcs/ pal.	kg/ pc.
4687 R0 XX	350 x 480 mm	360,-	445,-	421,-	506,-	-	14	18

wall-mounted, horizontal outlet, with water-saving AQUAREDUCT® system: flush volume 3 / 4,5 litres, not suitable for installation with flush valves

9M66 S2 01	TOILET SEAT AND COVER COMPACT with QuickRelease and SoftClosing hinges, hinges in stainless steel	194,-	-	-	-	-	90	2,88
9M66 E1 01	TOILET SEAT AND COVER COMPACT hinges in stainless steel	122,-	-	-	-	-	90	3,02
9953 00 00	FASTENING FRAME (optional)	-	-	-	-	180,-		2,93
9961 00 00	FASTENING SET (optional)	-	-	-	-	40,-		0,3
9222 87 00	VIPROTECT SOUNDPROOFING SET (optional) incl. accessories	-	-	-	-	19,-	600	0,09
9224 61 00	TOILET INSTALLATION SYSTEM for dry-wall construction, standard height 525 x 1120 x 135 mm For further ViConnect models, see pages 367-378	-	-	-	-	320,-	10	14
9224 65 00	TOILET INSTALLATION SYSTEM for dry-wall construction, low 450 x 1120 x 165 mm For further ViConnect models, see pages 367-378	-	-	-	-	432,-	8	19,78

COMBI-PACK

DirectFlush



Article number	Description	01	plus R1	T1	plus T2		pcs/ pal.	kg/ pc.
4687 HR XX	individual packaging materials, wall-mounted, horizontal outlet composed of: Washdown WC DirectFlush 4687 R0 XX, WC-seat and cover with QuickRelease and SoftClosing hinges 9M66 S2 01	534,-	619,-	-	-	-	12	21

XX = Colour code to be indicated

01 = White Alpin, R1 = White Alpin CeramicPlus, T1 = White Alpin AntiBac, T2 = White Alpin AntiBac CeramicPlus

ARCHITECTURA

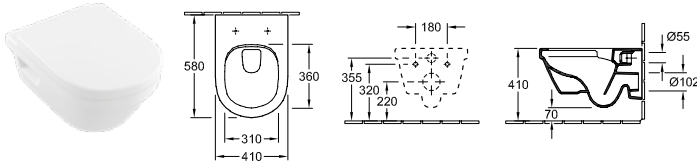
€ excl. VAT

registered design

Please order tap fittings and soap dispenser separately

WASHDOWN TOILET XL, RIMLESS

DirectFlush



Article number	Description	01	plus R1	T1	plus T2		pcs/ pal.	kg/ pc.
4688 R0 XX	410 x 580 mm	367,-	452,-	428,-	513,-	-	12	24

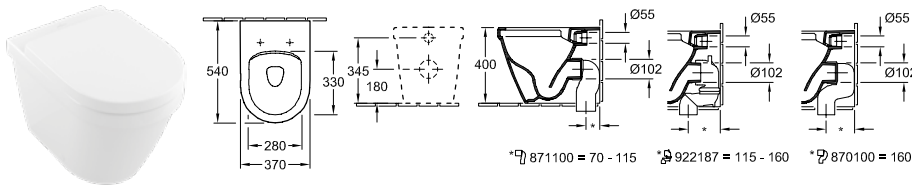
Direct Flush AntiBac

wall-mounted, horizontal outlet, not suitable for installation with flush valves

9M83 S1 01	TOILET SEAT AND COVER with QuickRelease and SoftClosing hinges, hinges in stainless steel	204,-	-	-	-	-	60	3,51
9M83 61 01	TOILET SEAT AND COVER hinges in stainless steel	157,-	-	-	-	-	96	3,43
9953 00 00	FASTENING FRAME (optional)	-	-	-	-	180,-		2,93
9961 00 00	FASTENING SET (optional)	-	-	-	-	40,-		0,3
9222 87 00	VIPROTECT SOUNDPROOFING SET (optional) incl. accessories	-	-	-	-	19,-	600	0,09
9224 61 00	TOILET INSTALLATION SYSTEM for dry-wall construction, standard height 525 x 1120 x 135 mm For further ViConnect models, see pages 367-378	-	-	-	-	320,-	10	14
9224 65 00	TOILET INSTALLATION SYSTEM for dry-wall construction, low 450 x 1120 x 165 mm For further ViConnect models, see pages 367-378	-	-	-	-	432,-	8	19,78

WASHDOWN TOILET, RIMLESS

DirectFlush



Article number	Description	01	plus R1	T1	plus T2		pcs/ pal.	kg/ pc.
5690 R0 XX	370 x 540 mm	400,-	485,-	-	-	-	12	25,5

Direct Flush

floor-standing, back to wall, horizontal outlet, with fastening set for concealed fastening, with water-saving AQUAREDUCT® system: flush volume 3 / 4,5 litres

98M9 C1 01	TOILET SEAT AND COVER with QuickRelease and SoftClosing hinges, hinges in stainless steel	162,-	-	-	-	-	144	2,52
98M9 D1 01	TOILET SEAT AND COVER hinges in stainless steel	119,-	-	-	-	-	90	2,57
9M70 S1 01	TOILET SEAT AND COVER SLIMSEAT with QuickRelease and SoftClosing hinges, hinges in stainless steel	194,-	-	-	-	-	90	2,97
9M70 61 01	TOILET SEAT AND COVER SLIMSEAT hinges in stainless steel	142,-	-	-	-	-	90	2,97
8711 00 00	VARIO DRAINBEND for vertical outlet for installation close to the wall 70 - 115 mm	-	-	-	-	113,-		0,72
9221 87 00	VARIO DRAINBEND for vertical outlet for installation close to the wall 115 - 160 mm	-	-	-	-	136,-		2,1
8701 00 00	VARIO DRAINBEND for vertical outlet for installation close to the wall 160 mm	-	-	-	-	113,-	100	0,74

XX = Colour code to be indicated

01 = White Alpin, R1 = White Alpin CeramicPlus, T1 = White Alpin AntiBac, T2 = White Alpin AntiBac CeramicPlus

ARCHITECTURA

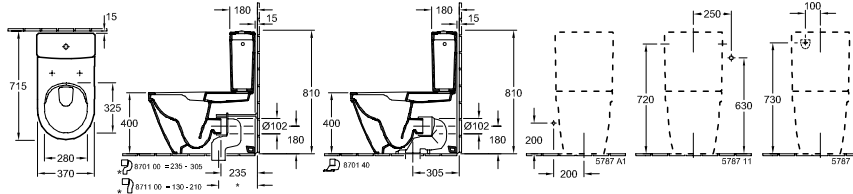
€ excl. VAT

registered design

Please order tap fittings and soap dispenser separately

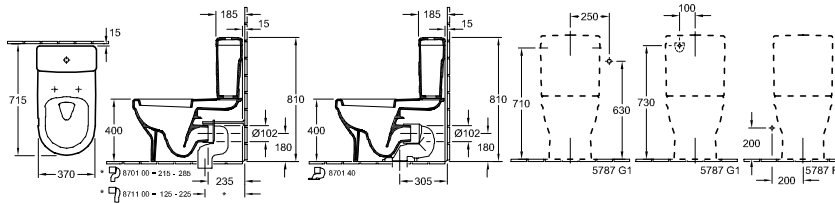
WASHDOWN TOILET FOR CLOSE-COUPLED TOILET-SUITE, RIMLESS

DirectFlush



Article number	Description	01	plus R1	T1	plus T2	pcs/ pal.	kg/ pc.
5691 R0 XX	370 x 700 mm	428,-	513,-	-	-	6	37,2
floor-standing, back to wall, horizontal outlet, with fastening set for concealed fastening, with water-saving AQUAREDUCT® system: flush volume 3 / 4,5 litres, Recommendation: to be installed at a distance of 15 mm from the wall							
5787 G1 XX	CISTERN water inlet from the sides or rear, flushing mechanism with DualFlush water-saving button, chrome	358,-	443,-	-	-	48	15
5787 R1 XX	CISTERN bottom water inlet, flushing mechanism with DualFlush water-saving button, chrome	358,-	443,-	-	-	48	15,26
98M9 C1 01	TOILET SEAT AND COVER with QuickRelease and SoftClosing hinges, hinges in stainless steel	162,-	-	-	-	144	2,52
98M9 D1 01	TOILET SEAT AND COVER hinges in stainless steel	119,-	-	-	-	90	2,57
9M70 S1 01	TOILET SEAT AND COVER SLIMSEAT with QuickRelease and SoftClosing hinges, hinges in stainless steel	194,-	-	-	-	90	2,97
9M70 61 01	TOILET SEAT AND COVER SLIMSEAT hinges in stainless steel	142,-	-	-	-	90	2,97
8701 00 00	VARIO DRAINBEND for vertical outlet, 210 - 300 mm	-	-	-	-	113,-	0,74
8711 00 00	VARIO DRAINBEND for vertical outlet, 120 - 200 mm	-	-	-	-	113,-	0,72

WASHDOWN TOILET FOR CLOSE-COUPLED TOILET-SUITE



Article number	Description	01	plus R1	T1	plus T2	pcs/ pal.	kg/ pc.
5686 10 XX	370 x 700 mm	428,-	513,-	489,-	-	6	36,6
floor-standing, back to wall, horizontal outlet, with fastening set for concealed fastening, Recommendation: to be installed at a distance of 15 mm from the wall							
5787 G1 XX	CISTERN water inlet from the sides or rear, flushing mechanism with DualFlush water-saving button, chrome	358,-	443,-	-	-	48	15
5787 R1 XX	CISTERN bottom water inlet, flushing mechanism with DualFlush water-saving button, chrome	358,-	443,-	-	-	48	15,26
98M9 C1 01	TOILET SEAT AND COVER with QuickRelease and SoftClosing hinges, hinges in stainless steel	162,-	-	-	-	144	2,52
98M9 D1 01	TOILET SEAT AND COVER hinges in stainless steel	119,-	-	-	-	90	2,57
9M70 S1 01	TOILET SEAT AND COVER SLIMSEAT with QuickRelease and SoftClosing hinges, hinges in stainless steel	194,-	-	-	-	90	2,97
9M70 61 01	TOILET SEAT AND COVER SLIMSEAT hinges in stainless steel	142,-	-	-	-	90	2,97
8701 00 00	VARIO DRAINBEND for vertical outlet, 215 - 285 mm	-	-	-	-	113,-	0,74
8711 00 00	VARIO DRAINBEND for vertical outlet, 125 - 225 mm	-	-	-	-	113,-	0,72

XX = Colour code to be indicated

01 = White Alpin, R1 = White Alpin CeramicPlus, T1 = White Alpin AntiBac, T2 = White Alpin AntiBac CeramicPlus

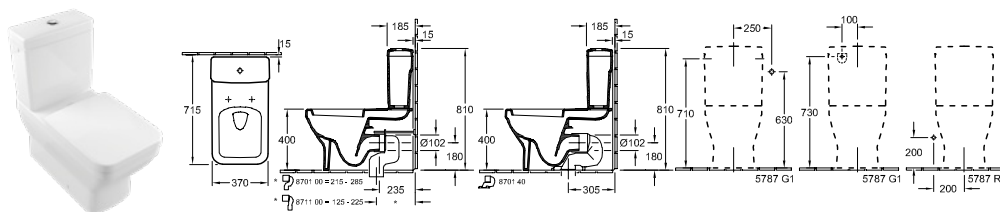
ARCHITECTURA

€ excl. VAT

registered design

Please order tap fittings and soap dispenser separately

WASHDOWN TOILET FOR CLOSE-COUPLED TOILET-SUITE



Article number	Description	01	plus R1	T1	plus T2	pcs/ pal.	kg/ pc.
5687 10 XX	370 x 700 mm AntiBac	428,-	513,-	489,-	-	6	39,5
floor-standing, back to wall, horizontal outlet, with fastening set for concealed fastening, Recommendation: to be installed at a distance of 15 mm from the wall							
5787 G1 XX	CISTERN water inlet from the sides or rear, flushing mechanism with DualFlush water-saving button, chrome	358,-	443,-	-	-	48	15
5787 R1 XX	CISTERN bottom water inlet, flushing mechanism with DualFlush water-saving button, chrome	358,-	443,-	-	-	48	15,26
9M58 S1 01	TOILET SEAT AND COVER with QuickRelease and SoftClosing hinges, hinges in stainless steel	162,-	-	-	-	72	2,71
9M60 61 01	TOILET SEAT AND COVER hinges in stainless steel	119,-	-	-	-	144	2,63
9M81 S1 01	TOILET SEAT AND COVER SLIMSEAT with QuickRelease and SoftClosing hinges, hinges in stainless steel Slim Seat	194,-	-	-	-	40	2,65
8701 00 00	VARIO DRAINBEND for vertical outlet 215 - 285 mm ?	-	-	-	-	113,-	100
8711 00 00	VARIO DRAINBEND for vertical outlet 125 - 225 mm ?	-	-	-	-	113,-	0,72

TOILET SEAT AND COVER SLIMSEAT

previously Omnia Architectura



Article number	Description	01				pcs/ pal.	kg/ pc.
9M70 S1 01	with QuickRelease and SoftClosing hinges, hinges in stainless steel Slim Seat	194,-	-	-	-	90	2,97
9M70 61 01	hinges in stainless steel Slim Seat	142,-	-	-	-	90	2,97

TOILET SEAT AND COVER SLIMSEAT



Article number	Description	01				pcs/ pal.	kg/ pc.
9M81 S1 01	with QuickRelease and SoftClosing hinges, hinges in stainless steel Slim Seat	194,-	-	-	-	40	2,65

XX = Colour code to be indicated

01 = White Alpin, R1 = White Alpin CeramicPlus, T1 = White Alpin AntiBac, T2 = White Alpin AntiBac CeramicPlus

ARCHITECTURA

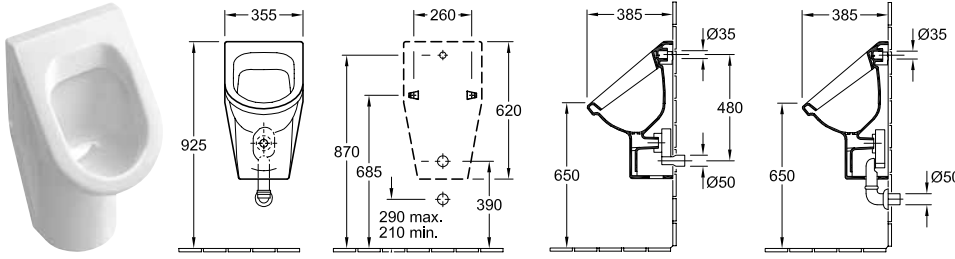
€ excl. VAT





registered design

Please order tap fittings and soap dispenser separately

SIPHONIC URINAL

previously Omnia Architectura



Article number	Description		01	plus R1	T1	plus T2		pcs/ pal.	kg/ pc.
5574 00 XX	355 x 620 x 385 mm splash-reducing	AntiBac	285,-	370,-	346,-	-	-	20	18,55
5574 05 XX	355 x 620 x 385 mm splash-reducing with target		335,-	420,-	-	-	-	20	18,55
5574 20 XX	355 x 620 x 385 mm splash-reducing, with ceramic strainer	AntiBac	330,-	415,-	391,-	-	-	20	18,55
5574 25 XX	355 x 620 x 385 mm splash-reducing, with ceramic strainer with target		380,-	465,-	-	-	-	20	18,55
fastening set included, concealed water inlet, Outlet may be concealed depending on the type of extractor section									
9326 00 00	EXTRACTOR (optional) horizontal outlet, Flush volume: 1,0 l		-	-	-	-	79,-		0,16
9327 00 00	EXTRACTOR (optional) vertical outlet, Flush volume: 1,0 l		-	-	-	-	79,-		0,18
9319 00 00	CONNECTION PIECES (optional) comprising: collar, outlet elbow, drain pipe 150 mm long		-	-	-	-	126,-		0,23
9933 00 00	WATER-INLET CONNECTOR (optional)		-	-	-	-	52,-		0,2
9190 B1 00	PRODETECT 2 RADAR FLUSH CONTROL FOR URINALS (optional) electronic urinal flushing system, battery-operated (6 x 1.5 V AAA required), pipe thread inlet connector 1/2"	Pro Detect 2	-	-	-	-	1.008,-		0,97
9190 N1 00	PRODETECT 2 RADAR FLUSH CONTROL FOR URINALS (optional) electronic urinal flushing system, mains-powered (110 - 240 V), Bluetooth-compatible thanks to optional adapter, pipe thread inlet connector 1/2"	Pro Detect 2	-	-	-	-	977,-		1,01
9190 61 00	BLUETOOTH ADAPTER (optional) Bluetooth-adapter for 9190 N1 for wireless function change and maintenance, incl. free app for iOS and Android, suitable for smartphones and tablets	Pro Detect 2	-	-	-	-	272,-		0,03
9190 57 00	ADAPTER FOR MAINS POWER SUPPLY CONNECTION (optional) Recommendation: to be installed with power supply unit 9190 N1 00	Pro Detect 2	-	-	-	-	107,-		0,04
9221 85 00	URINAL INSTALLATION SYSTEM FOR PRODETECT 525 x 1120 x 80 mm For further ViConnect models, see pages 367-378		-	-	-	-	225,-		7,15
9219 89 00	URINAL INSTALLATION SYSTEM 525 x 1120 x 98 mm For further ViConnect models, see pages 367-378		-	-	-	-	309,-		8,05

XX = Colour code to be indicated

01 = White Alpin, R1 = White Alpin CeramicPlus, T1 = White Alpin AntiBac, T2 = White Alpin AntiBac CeramicPlus

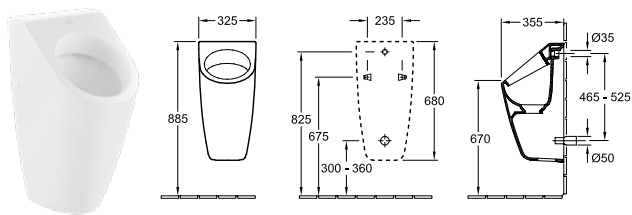
ARCHITECTURA








€ excl. VAT

registered design

Please order tap fittings and soap dispenser separately

SIPHONIC URINAL



Article number	Description	01	plus R1	T1	plus T2		pcs/ pal.	kg/ pc.
5586 00 XX	325 x 680 x 355 mm 	623,-	708,-	684,-	-	-	9	22,6
5586 05 XX	325 x 680 x 355 mm with target	673,-	758,-	-	-	-	9	22,6
Incl. outlet, consisting of ViChange siphon cartridge and ceramic outlet cover, fastening set included, concealed water inlet, concealed outlet								
8706 20 00	ViCHANGE SIPHON CARTRIDGE (required spare part) 1 ViChange replacement siphon cartridge incl. 1 glove, 1 disposal bag per set	-	-	-	-	37,-		0,1
8706 10 00	ViCHANGE SIPHON CARTRIDGE (required spare part) 10 ViChange replacement siphon cartridges incl. 1 glove, 1 disposal bag per set	-	-	-	-	316,-		0,09
9933 00 00	WATER-INLET CONNECTOR (optional)	-	-	-	-	52,-		0,2
9220 67 00	FLEXIBLE WATER-INLET CONNECTOR (optional) not suitable for installation with ProDetect	-	-	-	-	113,-		0,29
9190 B1 00	PRODETECT 2 RADAR FLUSH CONTROL FOR URINALS (optional) electronic urinal flushing system, battery-operated (6 x 1.5 V AAA required), pipe thread inlet connector 1/2"		-	-	-	1.008,-		0,97
9190 N1 00	PRODETECT 2 RADAR FLUSH CONTROL FOR URINALS (optional) electronic urinal flushing system, mains-powered (110 - 240 V), Bluetooth-compatible thanks to optional adapter, pipe thread inlet connector 1/2"		-	-	-	977,-		1,01
9190 61 00	BLUETOOTH ADAPTER (optional) Bluetooth-adapter for 9190 N1 for wireless function change and maintenance, incl. free app for iOS and Android, suitable for smartphones and tablets		-	-	-	272,-		0,03
9190 57 00	ADAPTER FOR MAINS POWER SUPPLY CONNECTION (optional) Recommendation: to be installed with power supply unit 9190 N1 00		-	-	-	107,-		0,04
9221 85 00	URINAL INSTALLATION SYSTEM FOR PRODETECT 525 x 1120 x 80 mm For further ViConnect models, see pages 367-378		-	-	-	225,-		7,15
9219 89 00	URINAL INSTALLATION SYSTEM 525 x 1120 x 98 mm For further ViConnect models, see pages 367-378		-	-	-	309,-		8,05

XX = Colour code to be indicated

01 = White Alpin, R1 = White Alpin CeramicPlus, T1 = White Alpin AntiBac, T2 = White Alpin AntiBac CeramicPlus

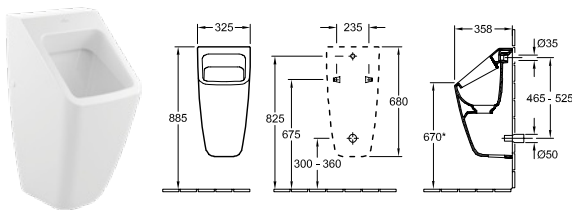
ARCHITECTURA








€ excl. VAT

registered design

Please order tap fittings and soap dispenser separately

SIPHONIC URINAL



Article number	Description	01	plus R1	T1	plus T2		pcs/ pal.	kg/ pc.
5587 00 XX	325 x 680 x 355 mm 	623,-	708,-	684,-	-	-	9	24,3
5587 05 XX	325 x 680 x 355 mm with target	673,-	758,-	-	-	-	9	24,3
Incl. outlet, consisting of ViChange siphon cartridge and ceramic outlet cover, fastening set included, concealed water inlet, concealed outlet								
8706 20 00	VICHANGE SIPHON CARTRIDGE (required spare part) 1 ViChange replacement siphon cartridge incl. 1 glove, 1 disposal bag per set	-	-	-	-	37,-		0,1
8706 10 00	VICHANGE SIPHON CARTRIDGE (required spare part) 10 ViChange replacement siphon cartridges incl. 1 glove, 1 disposal bag per set	-	-	-	-	316,-		0,09
9933 00 00	WATER-INLET CONNECTOR (optional)	-	-	-	-	52,-		0,2
9220 67 00	FLEXIBLE WATER-INLET CONNECTOR (optional) not suitable for installation with ProDetect	-	-	-	-	113,-		0,29
9190 B1 00	PRODETECT 2 RADAR FLUSH CONTROL FOR URINALS (optional) electronic urinal flushing system, battery-operated (6 x 1.5 V AAA required), pipe thread inlet connector 1/2" 	-	-	-	-	1.008,-		0,97
9190 N1 00	PRODETECT 2 RADAR FLUSH CONTROL FOR URINALS (optional) electronic urinal flushing system, mains-powered (110 - 240 V), Bluetooth-compatible thanks to optional adapter, pipe thread inlet connector 1/2" 	-	-	-	-	977,-		1,01
9190 61 00	BLUETOOTH ADAPTER (optional) Bluetooth-adapter for 9190 N1 for wireless function change and maintenance, incl. free app for iOS and Android, suitable for smartphones and tablets 	-	-	-	-	272,-		0,03
9190 57 00	ADAPTER FOR MAINS POWER SUPPLY CONNECTION (optional) Recommendation: to be installed with power supply unit 9190 N1 00 	-	-	-	-	107,-		0,04
9221 85 00	URINAL INSTALLATION SYSTEM FOR PRODETECT 525 x 1120 x 80 mm  For further ViConnect models, see pages 367-378	-	-	-	-	225,-		7,15
9219 89 00	URINAL INSTALLATION SYSTEM 525 x 1120 x 98 mm  For further ViConnect models, see pages 367-378	-	-	-	-	309,-		8,05

XX = Colour code to be indicated

01 = White Alpin, R1 = White Alpin CeramicPlus, T1 = White Alpin AntiBac, T2 = White Alpin AntiBac CeramicPlus

ARCHITECTURA VITA

Sanitaryware

• Profi segment

PRO.VILLEROY-BOCH.COM/TECHNICALDRAWINGS



Ceramic colours



01 = White Alpin



R1 = White Alpin
CeramicPlus



T1 = White Alpin
AntiBac



T2 = White
Alpin AntiBac
CeramicPlus

ARCHITECTURA VITA

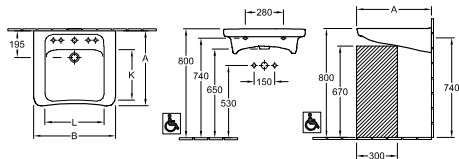
€ excl. VAT

registered design

















Please order tap fittings and soap dispenser separately

WASHBASIN VITA

previously Omnia Architectura





Article no.	A	B	E	K	L
517867XX	550	650	740	375	480
517868XX	550	650	740	375	480
517865XX	550	650	740	375	480
517866XX	550	650	740	375	480
517860XX	555	600	750	370	435
517861XX	555	600	750	370	435
517862XX	555	600	750	370	435
517863XX	555	600	750	370	435

Article number	Description		01	plus R1	T1	plus T2		pcs/ pal.	kg/ pc.
5178 67 XX	650 x 550 mm central tap hole punched out 		371,-	456,-	432,-	517,-	-	18	20,85
5178 68 XX	650 x 550 mm central tap hole punched out 		371,-	456,-	432,-	517,-	-	18	21
5178 65 XX	650 x 550 mm 5 tap hole positions can be selected as required 		371,-	456,-	432,-	517,-	-	18	20,65
5178 66 XX	650 x 550 mm 5 tap hole positions can be selected as required 		371,-	456,-	432,-	517,-	-	18	21
5178 60 XX	600 x 555 mm central tap hole punched out 		319,-	404,-	380,-	465,-	-	16	19,5
5178 61 XX	600 x 555 mm central tap hole punched out 		319,-	404,-	380,-	465,-	-	16	19,5
5178 62 XX	600 x 555 mm 5 tap hole positions can be selected as required 		319,-	404,-	380,-	465,-	-	16	19,5
5178 63 XX	600 x 555 mm 5 tap hole positions can be selected as required 		319,-	404,-	380,-	465,-	-	16	19,5

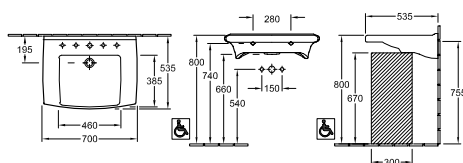
For further information about matching valves, see pages 379-383

Please note: unclosable outlet valve must be used with models without overflow





7264 00 XX	TRAP COVER cannot be combined with 3-hole tap fittings, incl. fastening set "SmartFix"		214,-	299,-	-	-	-	45	7,05
9221 49 00	WASHBASIN INSTALLATION ELEMENT 525 x 1120 x 75 mm For further ViConnect models, see pages 367-378		-	-	-	-	175,-		8,05

WASHBASIN

previously Lifetime



Article no.	A	B	F	H	K	L	R	S	T
517470XX	535	700	790	710	385	460	590	640	600

Article number	Description		01	plus R1	T1	plus T2		pcs/ pal.	kg/ pc.
5174 70 XX	700 x 535 mm   		446,-	531,-	-	-	-	12	20,4
9221 49 00	WASHBASIN INSTALLATION ELEMENT 525 x 1120 x 75 mm For further ViConnect models, see pages 367-378		-	-	-	-	175,-		8,05

XX = Insert front colour

01 = White Alpin, R1 = White Alpin CeramicPlus, T1 = White Alpin AntiBac, T2 = White Alpin AntiBac CeramicPlus

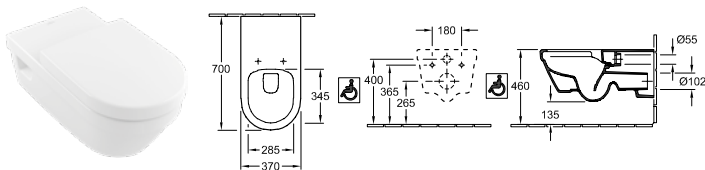
ARCHITECTURA VITA

€ excl. VAT

registered design

Please order tap fittings and soap dispenser separately

WASHDOWN TOILET VITA, RIMLESS

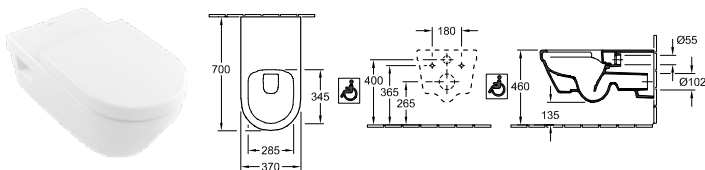


Article number	Description	01	plus R1	T1	plus T2		pcs/ pal.	kg/ pc.
5649 R0 XX	370 x 700 mm	583,-	668,-	644,-	729,-	-	14	31

wall-mounted, horizontal outlet, incl. extended 400 mm long inlet connector, projection: 700 mm, not suitable for installation with flush valves

9M51 B1 01	TOILET SEAT AND COVER VITA with special buffers to prevent slipping to the sides, with QuickRelease and SoftClosing hinges, hinges in stainless steel	219,-	-	-	-	-	40	3.8
9M63 61 01	SEAT with continuous hinge bolt, hinges in stainless steel	141,-	-	-	-	-	90	1.68
9953 00 00	FASTENING FRAME (optional)	-	-	-	-	180,-		2.93
9961 00 00	FASTENING SET (optional)	-	-	-	-	40,-		0.3
9222 87 00	VIPROTECT SOUNDPROOFING SET (optional) incl. accessories	-	-	-	-	19,-	600	0.09
9224 61 00	TOILET INSTALLATION SYSTEM for dry-wall construction, standard height 525 x 1120 x 135 mm For further ViConnect models, see pages 367-378	-	-	-	-	320,-	10	14
9224 65 00	TOILET INSTALLATION SYSTEM for dry-wall construction, low 450 x 1120 x 165 mm For further ViConnect models, see pages 367-378	-	-	-	-	432,-	8	19.78

WASHDOWN TOILET VITA, RIMLESS



Article number	Description	01	plus R1	T1	plus T2		pcs/ pal.	kg/ pc.
5649 R2 XX	370 x 700 mm	583,-	668,-	644,-	729,-	-	14	31

without holes for WC-seat and cover, wall-mounted, horizontal outlet, incl. extended 400 mm long inlet connector, projection: 700 mm, not suitable for installation with flush valves

9953 00 00	FASTENING FRAME (optional)	-	-	-	-	180,-		2.93
9961 00 00	FASTENING SET (optional)	-	-	-	-	40,-		0.3
9222 87 00	VIPROTECT SOUNDPROOFING SET (optional) incl. accessories	-	-	-	-	19,-	600	0.09
9224 61 00	TOILET INSTALLATION SYSTEM for dry-wall construction, standard height 525 x 1120 x 135 mm For further ViConnect models, see pages 367-378	-	-	-	-	320,-	10	14
9224 65 00	TOILET INSTALLATION SYSTEM for dry-wall construction, low 450 x 1120 x 165 mm For further ViConnect models, see pages 367-378	-	-	-	-	432,-	8	19.78

XX = Insert front colour

01 = White Alpin, R1 = White Alpin CeramicPlus, T1 = White Alpin AntiBac, T2 = White Alpin AntiBac CeramicPlus

ARTIS

Sanitaryware


- Premium segment
- Matching furniture programme Finion, Legato
- Designed to match all mirror collections
- Designed to match all mirror cabinet collections
- Matching baths Aveo New Generation, La Belle, La Belle Excellence, Loop & Friends, Squaro Excellence, Squaro Edge 12

PRO.VILLEROY-BOCH.COM/TECHNICALDRAWINGS




ARTIS

Ceramic colours



Ceramic colours Bicolour



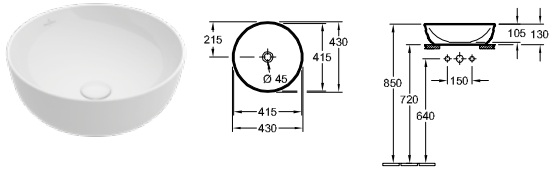
Due to the different materials used, there may be variations in colour between the images and the actual products. For further information, see page 15



ARTIS

€ excl. VAT

Please order tap fittings and soap dispenser separately

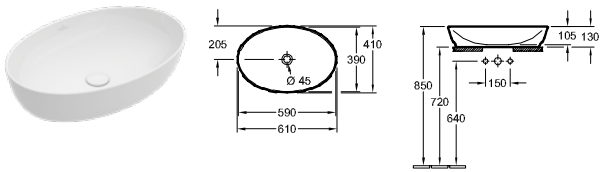
SURFACE-MOUNTED WASHBASIN





Article number	Description	01	plus R1	plus R2	plus RW	BC	pcs/ pal.	kg/ pc.
4179 43 XX	430 mm Diameter for wall-mounted washbasin mixers or tall pillar tap fittings, without tap hole area  	522,-	607,-	607,-	712,-	712,-	18	8.2

incl. template, fastening set included, matching furniture programme: Legato, Finion
For further information about matching valves, see pages 379-383
Please note: unclosable outlet valve must be used with models without overflow

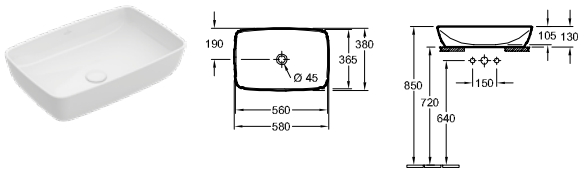
SURFACE-MOUNTED WASHBASIN





Article number	Description	01	plus R1	plus R2	plus RW	BC	pcs/ pal.	kg/ pc.
4198 61 XX	610 x 410 mm for wall-mounted washbasin mixers or tall pillar tap fittings, without tap hole area  	624,-	709,-	709,-	833,-	833,-	10	10.5

incl. template, fastening set included, matching furniture programme: Legato, Finion
For further information about matching valves, see pages 379-383
Please note: unclosable outlet valve must be used with models without overflow

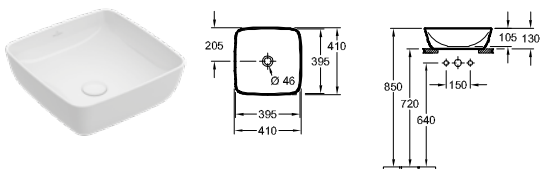
SURFACE-MOUNTED WASHBASIN





Article number	Description	01	plus R1	plus R2	plus RW	BC	pcs/ pal.	kg/ pc.
4172 58 XX	580 x 380 mm for wall-mounted washbasin mixers or tall pillar tap fittings, without tap hole area  	612,-	697,-	697,-	820,-	820,-	10	11.5

incl. template, fastening set included, matching furniture programme: Legato, Finion
For further information about matching valves, see pages 379-383
Please note: unclosable outlet valve must be used with models without overflow

SURFACE-MOUNTED WASHBASIN



Article number	Description	01	plus R1	plus R2	plus RW	BC	pcs/ pal.	kg/ pc.
4178 41 XX	410 x 410 mm for wall-mounted washbasin mixers or tall pillar tap fittings, without tap hole area  	516,-	601,-	601,-	704,-	704,-	12	8.2

incl. template, fastening set included, matching furniture programme: Legato, Finion
For further information about matching valves, see pages 379-383
Please note: unclosable outlet valve must be used with models without overflow

The colours Bicolour are made to order. Please enquire about delivery times when ordering.

XX = Colour code to be indicated
01 = White Alpin, R1 = White Alpin CeramicPlus, R2 = Star White CeramicPlus, RW = Stone White CeramicPlus
Bicolour:
BCW0 = Fog, BCW1 = Frost, BCW2 = Ocean, BCW3 = Mint, BCW4 = Sencha, BCW5 = Cedar, BCT0 = Powder, BCT1 = Ballet, BCT2 = Rose, BCT3 = Macaroon, BCT4 = Lemon, BCT5 = Mustard, BCT6 = Full Moon, BCT7 = French Linen, BCT8 = Coal Black

AVENTO

Sanitaryware and Bathroom Furniture

PRO.VILLEROY-BOCH.COM/TECHNICALDRAWINGS

- Mainstream segment
- Matching furniture programme Avento
- Designed to match all mirror collections
- Designed to match all mirror cabinet collections
- NEW: Avento is now also available in the colour Stone White (RW)



AVENTO

Ceramic colours



01 = White Alpin



R1 = White Alpin
CeramicPlus



RW = Stone
White
CeramicPlus

Front- / Body colours



B1 = Crystal
Grey



B3 = Crystal
Black



B4 = Crystal
White



PN = Elm
Impresso



VH = Arizona
Oak



VJ = Nordic Oak

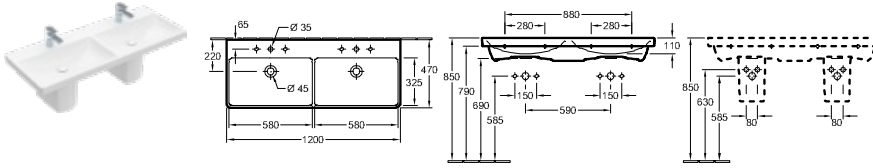
AVENTO











€ excl. VAT

Please order tap fittings and soap dispenser separately

DOUBLE VANITY WASHBASIN

Articles in the colour RW are available from July 2020





Article number	Description	01	plus R1	plus RW		pcs/ pal.	kg/ pc.
4A23 CK XX	1200 x 470 mm 2x     	926,-	1.011,-	1.196,-	-	8	32,5
4A23 CG XX	1200 x 470 mm 2x     	926,-	1.011,-	1.196,-	-	8	32,5

matching furniture programme: Avento

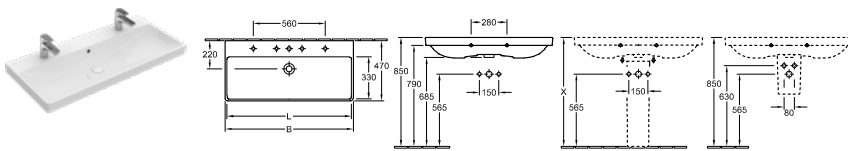
For further information about matching valves and CAP, see pages 379-383

Please note: unclosable outlet valve must be used with models without overflow



















5244 00 XX	TRAP COVER cannot be combined with 3-hole tap fittings, incl. fastening set "SmartFix"		216,-	301,-	-	-	40	5,59
9221 49 00	WASHBASIN INSTALLATION ELEMENT 525 x 1120 x 75 mm For further ViConnect models, see pages 367-378		-	-	-	175,-		8,05

VANITY WASHBASIN

Articles in the colour RW are available from July 2020





Article no.	B	L
4156A4XX	1000	980
4156A1XX	1000	980
4156A5XX	1000	980
4156A2XX	1000	980
415680XX	800	770
415681XX	800	770

Article number	Description	01	plus R1	plus RW		pcs/ pal.	kg/ pc.
4156 A4 XX	1000 x 470 mm 2x  	685,-	770,-	907,-	-	8	25
4156 A1 XX	1000 x 470 mm 2x  	685,-	770,-	907,-	-	8	25
4156 A5 XX	1000 x 470 mm    	685,-	770,-	907,-	-	8	25
4156 A2 XX	1000 x 470 mm    	685,-	770,-	907,-	-	8	25
4156 80 XX	800 x 470 mm   	514,-	599,-	702,-	-	12	20,5
4156 81 XX	800 x 470 mm   	514,-	599,-	702,-	-	12	20,5

matching furniture programme: Avento

For further information about matching valves and CAP, see pages 379-383

Please note: unclosable outlet valve must be used with models without overflow

5243 00 XX	PEDESTAL	309,-	394,-	-	-	30	10,9	
5244 00 XX	TRAP COVER cannot be combined with 3-hole tap fittings, incl. fastening set "SmartFix"		216,-	301,-	-	-	40	5,59
9221 49 00	WASHBASIN INSTALLATION ELEMENT 525 x 1120 x 75 mm For further ViConnect models, see pages 367-378		-	-	-	175,-		8,05

XX = Colour code to be indicated

01 = White Alpin, R1 = White Alpin CeramicPlus, RW = Stone White CeramicPlus

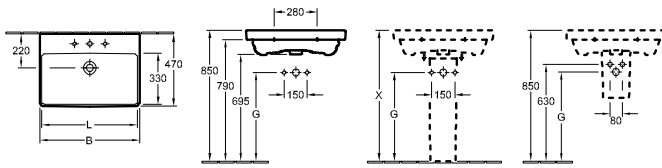
AVENTO

€ excl. VAT













Please order tap fittings and soap dispenser separately

WASHBASIN

Articles in the colour RW are available from July 2020





Article no.	B	G	L
415865XX	650	575	620
415866XX	650	575	620
415860XX	600	585	570
415861XX	600	585	570

Article number	Description	01	plus R1	plus RW		pcs/ pal.	kg/ pc.
4158 65 XX	650 x 470 mm   	225,-	310,-	355,-	-	24	19
4158 66 XX	650 x 470 mm   	225,-	310,-	355,-	-	24	19
4158 60 XX	600 x 470 mm   	222,-	307,-	351,-	-	24	16,5
4158 61 XX	600 x 470 mm   	222,-	307,-	351,-	-	24	16,5

matching furniture programme: Avento

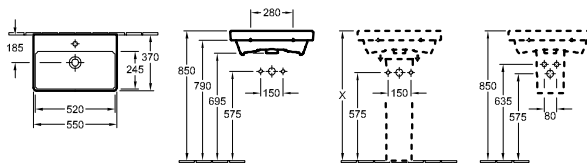
For further information about matching valves and CAP, see pages 379-383





Please note: unclosable outlet valve must be used with models without overflow

5243 00 XX	PEDESTAL	309,-	394,-	-	-	30	10,9
5244 00 XX	TRAP COVER cannot be combined with 3-hole tap fittings, incl. fastening set "SmartFix"	 216,-	301,-	-	-	40	5,59
9221 49 00	WASHBASIN INSTALLATION ELEMENT 525 x 1120 x 75 mm For further ViConnect models, see pages 367-378	 -	-	-	175,-		8,05

WASHBASIN COMPACT

Articles in the colour RW are available from July 2020




Article number	Description	01	plus R1	plus RW		pcs/ pal.	kg/ pc.
4A00 55 XX	550 x 370 mm  	195,-	280,-	319,-	-	36	13
4A00 56 XX	550 x 370 mm  	195,-	280,-	319,-	-	36	13

matching furniture programme: Avento

For further information about matching valves and CAP, see pages 379-383

Please note: unclosable outlet valve must be used with models without overflow

5243 00 XX	PEDESTAL	309,-	394,-	-	-	30	10,9
5222 00 XX	TRAP COVER cannot be combined with 3-hole tap fittings, fastening set included	216,-	301,-	-	-	50	7,35
9221 49 00	WASHBASIN INSTALLATION ELEMENT 525 x 1120 x 75 mm For further ViConnect models, see pages 367-378	 -	-	-	175,-		8,05

XX = Colour code to be indicated

01 = White Alpin, R1 = White Alpin CeramicPlus, RW = Stone White CeramicPlus

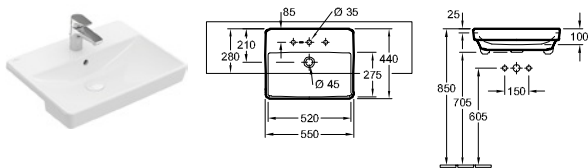
AVENTO







€ excl. VAT

Please order tap fittings and soap dispenser separately

SEMI-RECESSED WASHBASIN

Articles in the colour RW are available from July 2020



Article number	Description	01	plus R1	plus RW		pcs/ pal.	kg/ pc.
4A06 55 XX	550 x 440 mm   	359,-	444,-	516,-	-	12	14,7
4A06 56 XX	550 x 440 mm   	359,-	444,-	516,-	-	12	14,7

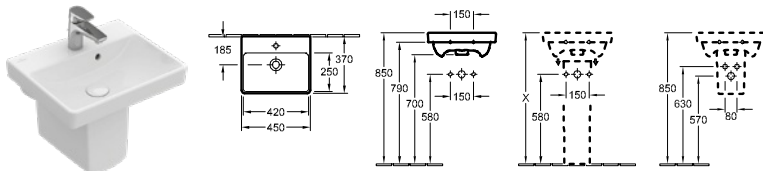
incl. template, fastening set included





For further information about matching valves, see pages 379-383

Please note: unclosable outlet valve must be used with models without overflow

HANDWASHBASIN

Articles in the colour RW are available from July 2020




Article number	Description	01	plus R1	plus RW		pcs/ pal.	kg/ pc.
7358 45 XX	450 x 370 mm  	156,-	241,-	272,-	-	48	10,4
7358 46 XX	450 x 370 mm  	156,-	241,-	272,-	-	48	10,4

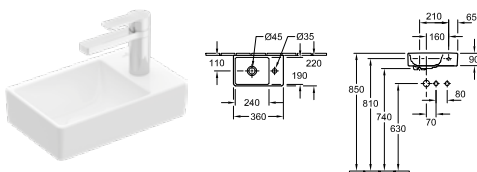
matching furniture programme: Avento



For further information about matching valves, see pages 379-383

Please note: unclosable outlet valve must be used with models without overflow

5243 00 XX	PEDESTAL	309,-	394,-	-	-	30	10,9
5222 00 XX	TRAP COVER cannot be combined with 3-hole tap fittings, fastening set included	216,-	301,-	-	-	50	7,35
9221 49 00	WASHBASIN INSTALLATION ELEMENT 525 x 1120 x 75 mm For further ViConnect models, see pages 367-378		-	-	175,-		8,05

HANDWASHBASIN



Article number	Description	01	plus R1	plus RW		pcs/ pal.	kg/ pc.
4300 3L XX	360 x 220 mm  	NEW 170,-	255,-	289,-	-	90	5,5

basin left

For further information about matching valves, see pages 379-383

Please note: unclosable outlet valve must be used with models without overflow

XX = Colour code to be indicated

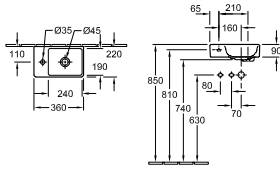
01 = White Alpin, R1 = White Alpin CeramicPlus, RW = Stone White CeramicPlus



AVENTO

€ excl. VAT

Please order tap fittings and soap dispenser separately

HANDWASHBASIN



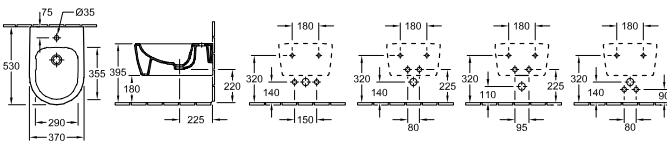
Article number	Description	01	plus R1	plus RW		pcs/ pal.	kg/ pc.	
4300 3R XX	360 x 220 mm  	NEW	170,-	255,-	289,-	-	90	5.5



basin right

For further information about matching valves, see pages 379-383

Please note: unclosable outlet valve must be used with models without overflow


BIDET



Article number	Description	01	plus R1	plus RW		pcs/ pal.	kg/ pc.	
5405 00 XX	370 x 530 mm  		415,-	500,-	582,-	-	12	18.9

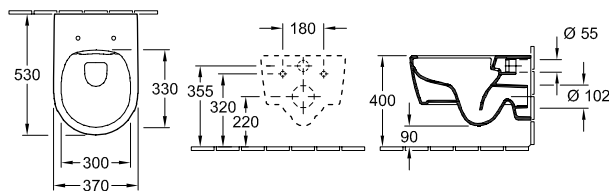
wall-mounted, with fastening set for concealed fastening



For further information about matching valves, see pages 379-383

9953 00 00	FASTENING FRAME (optional)	-	-	-	180,-		2.93	
9223 78 61	DESIGNER SIPHON (optional) chrome	-	-	-	69,-		0.52	
9221 48 00	BIDET INSTALLATION SYSTEM 525 x 1120 x 100 mm For further ViConnect models, see pages 367-378		-	-	-	280,-	10	10.54

COMBI-PACK

DirectFlush



Article number	Description	01	plus R1	plus RW		pcs/ pal.	kg/ pc.	
5656 HR XX	individual packaging materials, wall-mounted, horizontal outlet composed of: Washdown WC DirectFlush 5656 R0 XX, WC-seat with QuickRelease and SoftClosing hinges 9M77 C1 XX	 	617,-	702,-	826,-	-	12	22

XX = Colour code to be indicated

01 = White Alpin, R1 = White Alpin CeramicPlus, RW = Stone White CeramicPlus

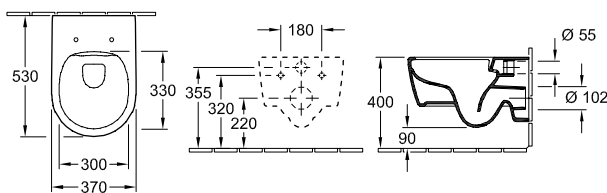
AVENTO

€ excl. VAT

Please order tap fittings and soap dispenser separately

COMBI-PACK

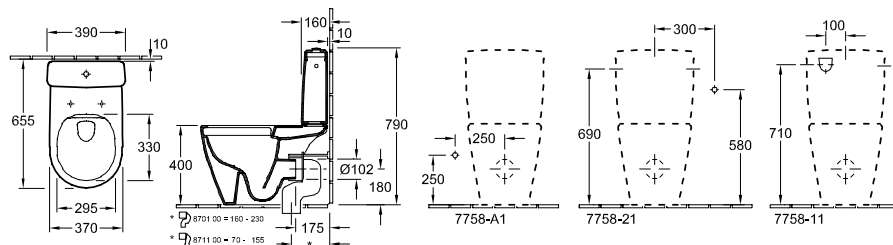
DirectFlush



Article number	Description	01	plus R1	plus RW		pcs/ pal.	kg/ pc.
5656 RS XX	individual packaging materials, wall-mounted, horizontal outlet composed of: Washdown WC DirectFlush 5656 R0 XX, SlimSeat with QuickRelease and SoftClosing hinges 9M87 S1 01	633,-	718,-	-	-	12	22

WASHDOWN TOILET FOR CLOSE-COUPLED TOILET-SUITE, RIMLESS

DirectFlush



Article number	Description	01	plus R1	plus RW		pcs/ pal.	kg/ pc.
5644 R0 XX	370 x 640 mm	455,-	540,-	630,-	-	8	29

floor-standing, horizontal outlet, with fastening set for concealed fastening, with water-saving AQUAREDUCT® system: flush volume 3 / 4,5 litres

7758 11 XX	CISTERN water inlet from the sides or rear, flushing mechanism with DualFlush water-saving button, chrome	191,-	276,-	314,-	-	16	10,8
9M77 C1 XX	TOILET SEAT AND COVER with QuickRelease and SoftClosing hinges, hinges in stainless steel	173,-	-	208,-	-	108	2,61
9M87 S1 01	TOILET SEAT AND COVER SLIMSEAT with QuickRelease and SoftClosing hinges, hinges in stainless steel	189,-	-	-	-	90	2,91
8701 00 00	VARIO DRAINBEND for vertical outlet 160 - 230 mm	-	-	-	113,-	100	0,74
8711 00 00	VARIO DRAINBEND for vertical outlet 70 - 155 mm	-	-	-	113,-		0,72
9224 61 00	TOILET INSTALLATION SYSTEM for dry-wall construction, standard height 525 x 1120 x 135 mm For further ViConnect models, see pages 367-378	-	-	-	320,-	10	14

XX = Colour code to be indicated

01 = White Alpin, R1 = White Alpin CeramicPlus, RW = Stone White CeramicPlus

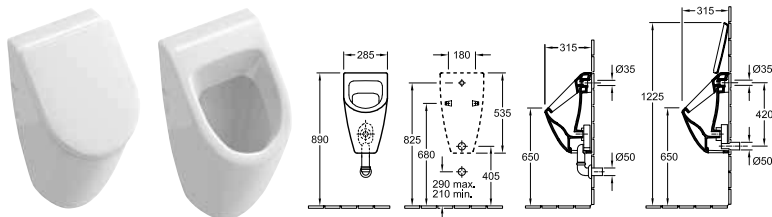
AVENTO

€ excl. VAT

Please order tap fittings and soap dispenser separately

SIPHONIC URINAL

We recommend the urinal from SUBWAY for use with AVENTO



Article number	Description	01	plus R1	plus RW		pcs/ pal.	kg/ pc.
7513 01 XX	285 x 535 x 315 mm for cover	497,-	582,-	681,-	-	15	16,82
7513 00 XX	285 x 535 x 315 mm without cover	483,-	568,-	665,-	-	15	16,82
7513 05 XX	285 x 535 x 315 mm with target without cover	533,-	618,-	715,-	-	15	16,82
with fastening set for concealed fastening, concealed water inlet, Outlet may be concealed depending on the type of extractor section							
9956 S1 XX	COVER with SoftClosing hinges, chrome hinges	220,-	-	264,-	-	90	2
9326 00 00	EXTRACTOR (optional) horizontal outlet, Flush volume: 1,0 l		-	-	79,-		0,16
9327 00 00	EXTRACTOR (optional) vertical outlet, Flush volume: 1,0 l		-	-	79,-		0,18
9319 00 00	CONNECTION PIECES (optional) comprising: collar, outlet elbow, drain pipe 150 mm long	-	-	-	126,-		0,23
9933 00 00	WATER-INLET CONNECTOR (optional)	-	-	-	52,-		0,2
9190 B1 00	PRODETECT 2 RADAR FLUSH CONTROL FOR URINALS (optional) electronic urinal flushing system, battery-operated (6 x 1.5 V AAA required), pipe thread inlet connector 1/2"		-	-	-	1.008,-	0,97
9190 N1 00	PRODETECT 2 RADAR FLUSH CONTROL FOR URINALS (optional) electronic urinal flushing system, mains-powered (110 - 240 V), Bluetooth-compatible thanks to optional adapter, pipe thread inlet connector 1/2"		-	-	-	977,-	1,01
9190 61 00	BLUETOOTH ADAPTER (optional) Bluetooth-adapter for 9190 N1 for wireless function change and maintenance, incl. free app for iOS and Android, suitable for smartphones and tablets		-	-	-	272,-	0,03
9190 57 00	ADAPTER FOR MAINS POWER SUPPLY CONNECTION (optional) Recommendation: to be installed with power supply unit 9190 N1 00		-	-	-	107,-	0,04
9221 85 00	URINAL INSTALLATION SYSTEM FOR PRODETECT 525 x 1120 x 80 mm For further ViConnect models, see pages 367-378		-	-	-	225,-	7,15
9219 89 00	URINAL INSTALLATION SYSTEM 525 x 1120 x 98 mm For further ViConnect models, see pages 367-378		-	-	-	309,-	8,05

AVENTO

XX = Colour code to be indicated
01 = White Alpin, R1 = White Alpin CeramicPlus, RW = Stone White CeramicPlus

AVENTO

€ excl. VAT

Goods in stock, The washbasins are to be ordered separately.

Express Delivery These products are always in stock.

Front:
MDF with acrylic layer in B1, B3, B4 (19 mm)
coated chipboard in PN, VH, VJ (16 mm)
horizontal grain in PN, VH, VJ
interior colour to match décor

Body:
MDF with acrylic layer in B1, B3, B4 (19 mm)
coated chipboard in PN, VH, VJ (16 mm)

horizontal grain in PN, VH, VJ
interior colour to match décor

Drawers:
SoftClosing feature

Doors:
SoftClosing feature

Handles:
glossy chrome

Please note:

For further information such as tap fitting positions, installation and fastening dimensions etc. please see the technical drawings.

	VANITY UNIT	VANITY UNIT	VANITY UNIT
Article number	A893 00 XX	A892 00 XX	A891 00 XX
Dimensions (w x h x d)	1180 x 514 x 452 mm	980 x 514 x 452 mm	780 x 514 x 452 mm
For combination with	Avento 4A23 CG/CK	Avento 4156 A1/A2/A4/A5	Avento 4156 80/81
Equipped with	4x pull-out compartments	2x pull-out compartments	2x pull-out compartments
Installation	wall-mounted	wall-mounted	wall-mounted
Scope of delivery	fastening set included	fastening set included	fastening set included
B1, B3, B4, PN, VH, VJ	1.388,-	833,-	793,-

	VANITY UNIT	VANITY UNIT	VANITY UNIT	VANITY UNIT
Article number	A890 00 XX	A889 00 XX	A888 00 XX	A888 01 XX
Dimensions (w x h x d)	630 x 514 x 452 mm	580 x 514 x 452 mm	530 x 514 x 352 mm	530 x 514 x 352 mm
Hinges	-	-	hinges on left	hinges on right
For combination with	Avento 4158 65/66	Avento 4158 60/61	Avento 4A00 55/56	Avento 4A00 55/56
Equipped with	2x pull-out compartments	2x pull-out compartments	1x door	1x door
Installation	wall-mounted	wall-mounted	wall-mounted	wall-mounted
Scope of delivery	fastening set included	fastening set included	fastening set included	fastening set included
B1, B3, B4, PN, VH, VJ	683,-	662,-	500,-	500,-

XX = Insert front and body colour
B1 = Crystal Grey, B3 = Crystal Black, B4 = Crystal White, PN = Elm Impres-
so, VH = Arizona Oak, VJ = Nordic Oak














AVENTO

€ excl. VAT

Goods in stock, The washbasins are to be ordered separately.

Express
Delivery

These products are always in stock.

	VANITY UNIT	VANITY UNIT	VANITY UNIT	VANITY UNIT
				
			NEW	NEW
				
Article number	A887 00 XX	A887 01 XX	A876 00 XX	A876 01 XX
Dimensions (w x h x d)	430 x 514 x 352 mm	430 x 514 x 352 mm	340 x 514 x 202 mm	340 x 514 x 202 mm
Hinges	hinges on left	hinges on right	hinges on left	hinges on right
For combination with	Avento 7358 45/46	Avento 7358 45/46	Avento 4300 3L/3R	Avento 4300 3L/3R
Equipped with	1x door	1x door	1x door	1x door
Installation	wall-mounted	wall-mounted	wall-mounted	wall-mounted
Scope of delivery	fastening set included	fastening set included	fastening set included	fastening set included
B1, B3, B4, PN, VH, VJ	459,-	459,-	399,-	399,-
	TALL CABINET	TALL CABINET	SIDE CABINET	SIDE CABINET
				
				
Article number	A894 00 XX	A894 01 XX	A895 00 XX	A895 01 XX
Dimensions (w x h x d)	350 x 1760 x 372 mm	350 x 1760 x 372 mm	350 x 890 x 373 mm	350 x 890 x 373 mm
Hinges	hinges on left	hinges on right	hinges on left	hinges on right
Equipped with	2x doors 4x glass shelves	2x doors 4x glass shelves	1x door 2x glass shelves	1x door 2x glass shelves
Installation	wall-mounted	wall-mounted	wall-mounted	wall-mounted
Scope of delivery	fastening set included	fastening set included	fastening set included	fastening set included
B1, B3, B4, PN, VH, VJ	729,-	729,-	586,-	586,-

AVENTO

XX = Insert front and body colour

B1 = Crystal Grey, B3 = Crystal Black, B4 = Crystal White, PN = Elm Impres-
so, VH = Arizona Oak, VJ = Nordic Oak

COLLARO

Sanitaryware and Bathroom Furniture

PRO.VILLEROY-BOCH.COM/TECHNICALDRAWINGS

- Mainstream segment
- Matching furniture programme: Collaro - NEW: for combination with Collaro surface-mounted washbasins
- Selected washbasins also match the furniture programmes Finion, Legato
- Designed to match all mirror collections
- Designed to match all mirror cabinet collections



COLLARO

Ceramic colours



01 = White Alpin



R1 = White Alpin
CeramicPlus



RW = Stone
White
CeramicPlus

Front- / Body colours



DH = Glossy
White



FP = Glossy
Grey



MS = White Matt



PD = Black Matt
Lacquer



VG = Truffle
Grey



VK = Soft Grey



E8 = White
Wood



FQ = Oak
Graphite



VH = Arizona
Oak



VJ = Nordic Oak

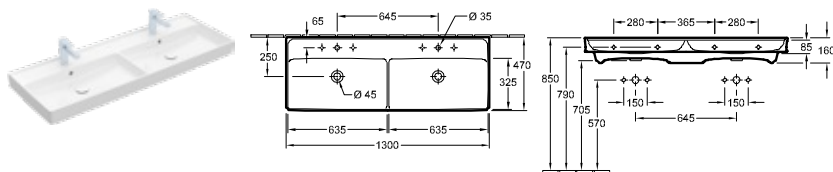
COLLARO







€ excl. VAT

Please order tap fittings and soap dispenser separately


DOUBLE VANITY WASHBASIN

Registered design



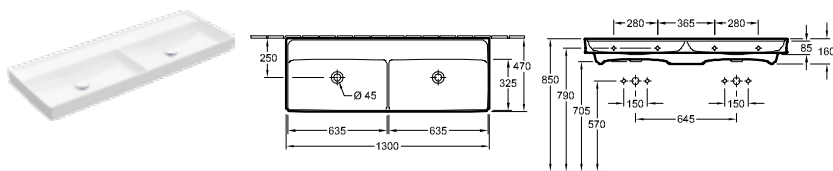
Article number	Description		01	plus R1	plus RW		pcs/ pal.	kg/ pc.
4A34 D4 XX	1300 x 470 mm 2x  		930,-	1.015,-	1.201,-	-	8	38
4A34 D1 XX	1300 x 470 mm 2x  		930,-	1.015,-	1.201,-	-	8	38




wall fastening, matching furniture programme: Collaro
 For further information about matching valves and CAP, see pages 379-383
 A non-closing valve or the ViFlow (concealed overflow) must be used for models without overflow function.

9221 49 00	WASHBASIN INSTALLATION ELEMENT 525 x 1120 x 75 mm For further ViConnect models, see pages 367-378		-	-	-	175,-		8,05
------------	--	---	---	---	---	-------	--	------

DOUBLE VANITY WASHBASIN

Registered design



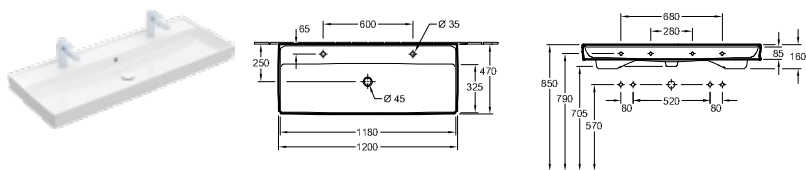
Article number	Description		01	plus R1	plus RW		pcs/ pal.	kg/ pc.
4A34 D2 XX	1300 x 470 mm  		968,-	1.053,-	1.239,-	-	8	38







wall fastening, when using a wall-mounted tap fitting, we recommend a projection of at least 210 mm, matching furniture programme: Collaro
 For further information about matching valves and CAP, see pages 379-383
 Please note: unclosable outlet valve must be used with models without overflow

9221 49 00	WASHBASIN INSTALLATION ELEMENT 525 x 1120 x 75 mm For further ViConnect models, see pages 367-378		-	-	-	175,-		8,05
------------	--	---	---	---	---	-------	--	------


VANITY WASHBASIN

Registered design



Article number	Description		01	plus R1	plus RW		pcs/ pal.	kg/ pc.
4A33 C4 XX	1200 x 470 mm 2x   with 2 single-lever mixers and turn-knob operation or in conjunction with toggle valve, as well as push-open valve, please do not exceed a flow rate of max. 7.5 l/min per tap fitting.		890,-	975,-	1.153,-	-	8	32,2
4A33 C1 XX	1200 x 470 mm 2x  		890,-	975,-	1.153,-	-	8	32,2

wall fastening, matching furniture programme: Collaro
 For further information about matching valves and CAP, see pages 379-383
 A non-closing valve or the ViFlow (concealed overflow) must be used for models without overflow function.

9221 49 00	WASHBASIN INSTALLATION ELEMENT 525 x 1120 x 75 mm For further ViConnect models, see pages 367-378		-	-	-	175,-		8,05
------------	--	---	---	---	---	-------	--	------

We recommend the VENTICELLO WCs and bidets in combination with the models COLLARO.

XX = Colour code to be indicated
 01 = White Alpin, R1 = White Alpin CeramicPlus, RW = Stone White CeramicPlus

COLLARO

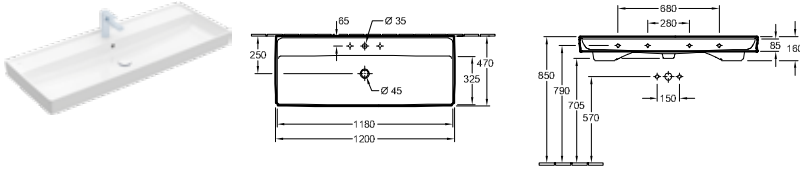
COLLARO









€ excl. VAT

Please order tap fittings and soap dispenser separately

VANITY WASHBASIN

Registered design



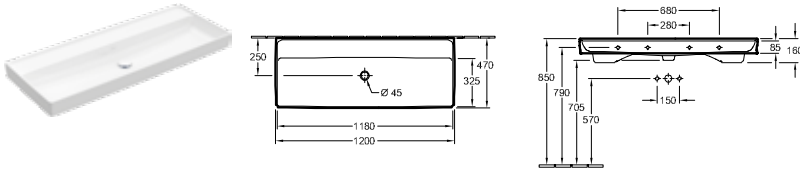
Article number	Description		01	plus R1	plus RW		pcs/ pal.	kg/ pc.
4A33 C5 XX	1200 x 470 mm   		890,-	975,-	1.153,-	-	8	32,2
4A33 C2 XX	1200 x 470 mm   		890,-	975,-	1.153,-	-	8	32,2





wall fastening, matching furniture programme: Collaro
 For further information about matching valves and CAP, see pages 379-383
 A non-closing valve or the ViFlow (concealed overflow) must be used for models without overflow function.

9221 49 00	WASHBASIN INSTALLATION ELEMENT 525 x 1120 x 75 mm For further ViConnect models, see pages 367-378		-	-	-	175,-		8,05
------------	--	---	---	---	---	-------	--	------

VANITY WASHBASIN

Registered design



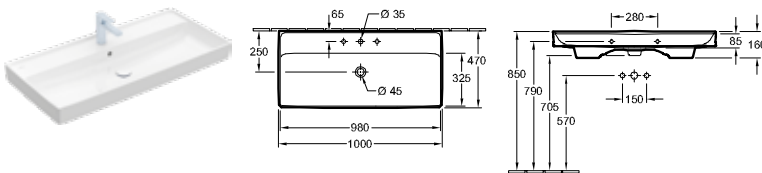
Article number	Description		01	plus R1	plus RW		pcs/ pal.	kg/ pc.
4A33 C3 XX	1200 x 470 mm   		928,-	1.013,-	1.191,-	-	8	32,2









wall fastening, when using a wall-mounted tap fitting, we recommend a projection of at least 210 mm, matching furniture programme: Collaro
 For further information about matching valves and CAP, see pages 379-383
 A non-closing valve or the ViFlow (concealed overflow) must be used for models without overflow function.

9221 49 00	WASHBASIN INSTALLATION ELEMENT 525 x 1120 x 75 mm For further ViConnect models, see pages 367-378		-	-	-	175,-		8,05
------------	--	---	---	---	---	-------	--	------


VANITY WASHBASIN

Registered design



Article number	Description		01	plus R1	plus RW		pcs/ pal.	kg/ pc.
4A33 A5 XX	1000 x 470 mm   		690,-	775,-	913,-	-	8	26,7
4A33 A2 XX	1000 x 470 mm   		690,-	775,-	913,-	-	8	26,7

wall fastening, matching furniture programme: Collaro
 For further information about matching valves and CAP, see pages 379-383
 A non-closing valve or the ViFlow (concealed overflow) must be used for models without overflow function.

9221 49 00	WASHBASIN INSTALLATION ELEMENT 525 x 1120 x 75 mm For further ViConnect models, see pages 367-378		-	-	-	175,-		8,05
------------	--	---	---	---	---	-------	--	------

.We recommend the VENTICELLO WCs and bidets in combination with the models COLLARO.

XX = Colour code to be indicated
 01 = White Alpin, R1 = White Alpin CeramicPlus, RW = Stone White CeramicPlus

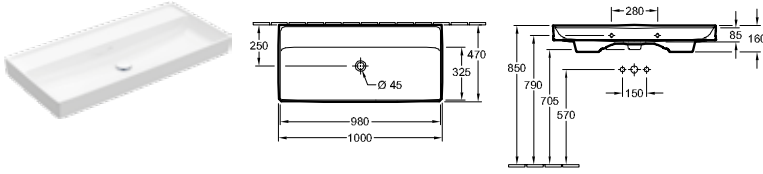
COLLARO

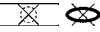
€ excl. VAT

Please order tap fittings and soap dispenser separately

VANITY WASHBASIN

Registered design



Article number	Description	01	plus R1	plus RW		pcs/ pal.	kg/ pc.
4A33 A3 XX	1000 x 470 mm 	Titan Ceram	728,-	813,-	951,-	-	8 26,7

wall fastening, when using a wall-mounted tap fitting, we recommend a projection of at least 210 mm, matching furniture programme: Collaro

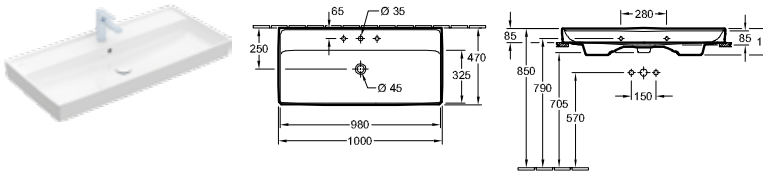
For further information about matching valves and CAP, see pages 379-383


A non-closing valve or the ViFlow (concealed overflow) must be used for models without overflow function.

9221 49 00	WASHBASIN INSTALLATION ELEMENT 525 x 1120 x 75 mm For further ViConnect models, see pages 367-378		-	-	-	175,-	8,05
------------	---	---	---	---	---	-------	------

VANITY WASHBASIN

Registered design



Article number	Description	01	plus R1	plus RW		pcs/ pal.	kg/ pc.
4A33 1G XX	1000 x 470 mm 	Titan Ceram	758,-	843,-	981,-	-	8 26,3

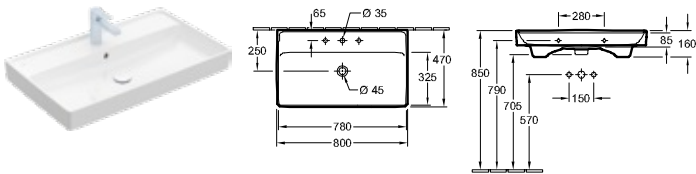
ground underside, wall fastening, matching furniture programme: Collaro



For further information about matching valves and CAP, see pages 379-383

9221 49 00	WASHBASIN INSTALLATION ELEMENT 525 x 1120 x 75 mm For further ViConnect models, see pages 367-378		-	-	-	175,-	8,05
------------	---	---	---	---	---	-------	------

VANITY WASHBASIN

Registered design



Article number	Description	01	plus R1	plus RW		pcs/ pal.	kg/ pc.
4A33 80 XX	800 x 470 mm 	Titan Ceram	590,-	675,-	793,-	-	12 21
4A33 81 XX	800 x 470 mm 	Titan Ceram	590,-	675,-	793,-	-	12 21

wall fastening, matching furniture programme: Collaro

For further information about matching valves and CAP, see pages 379-383

A non-closing valve or the ViFlow (concealed overflow) must be used for models without overflow function.

9221 49 00	WASHBASIN INSTALLATION ELEMENT 525 x 1120 x 75 mm For further ViConnect models, see pages 367-378		-	-	-	175,-	8,05
------------	---	---	---	---	---	-------	------

We recommend the VENTICELLO WCs and bidets in combination with the models COLLARO.

XX = Colour code to be indicated

01 = White Alpin, R1 = White Alpin CeramicPlus, RW = Stone White CeramicPlus

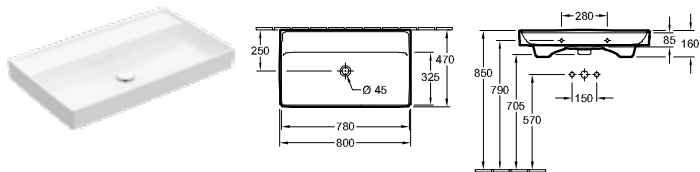
COLLARO

€ excl. VAT

Please order tap fittings and soap dispenser separately

VANITY WASHBASIN

Registered design



Article number	Description	01	plus R1	plus RW		pcs/ pal.	kg/ pc.
4A33 83 XX	800 x 470 mm	Titan Ceram 628,-	713,-	831,-	-	12	21

wall fastening, when using a wall-mounted tap fitting, we recommend a projection of at least 210 mm, matching furniture programme: Collaro

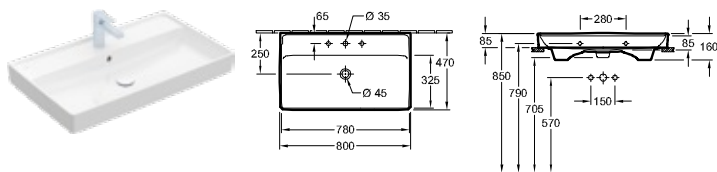
For further information about matching valves and CAP, see pages 379-383

A non-closing valve or the ViFlow (concealed overflow) must be used for models without overflow function.

9221 49 00	WASHBASIN INSTALLATION ELEMENT 525 x 1120 x 75 mm For further ViConnect models, see pages 367-378		-	-	-	175,-	8,05
------------	---	--	---	---	---	-------	------

VANITY WASHBASIN

Registered design



Article number	Description	01	plus R1	plus RW		pcs/ pal.	kg/ pc.
4A33 8G XX	800 x 470 mm	Titan Ceram 658,-	743,-	861,-	-	12	21

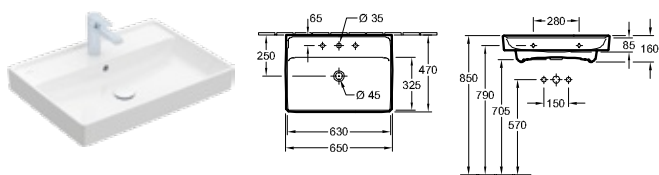
ground underside, wall fastening, matching furniture programme: Collaro

For further information about matching valves and CAP, see pages 379-383

9221 49 00	WASHBASIN INSTALLATION ELEMENT 525 x 1120 x 75 mm For further ViConnect models, see pages 367-378		-	-	-	175,-	8,05
------------	---	--	---	---	---	-------	------

WASHBASIN

Registered design



Article number	Description	01	plus R1	plus RW		pcs/ pal.	kg/ pc.
4A33 65 XX	650 x 470 mm	Titan Ceram 333,-	418,-	485,-	-	16	19,2
4A33 66 XX	650 x 470 mm	Titan Ceram 333,-	418,-	485,-	-	16	19,2
4A33 68 XX	650 x 470 mm when using a wall-mounted tap fitting, we recommend a projection of at least 210 mm	Titan Ceram 371,-	456,-	523,-	-	16	19,2

wall fastening, matching furniture programme: Collaro

For further information about matching valves and CAP, see pages 379-383

A non-closing valve or the ViFlow (concealed overflow) must be used for models without overflow function.

9221 49 00	WASHBASIN INSTALLATION ELEMENT 525 x 1120 x 75 mm For further ViConnect models, see pages 367-378		-	-	-	175,-	8,05
------------	---	--	---	---	---	-------	------

.We recommend the VENTICELLO WCs and bidets in combination with the models COLLARO.

XX = Colour code to be indicated

01 = White Alpin, R1 = White Alpin CeramicPlus, RW = Stone White CeramicPlus

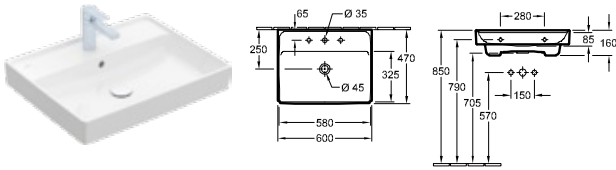
COLLARO












€ excl. VAT

Please order tap fittings and soap dispenser separately

WASHBASIN

Registered design



Article number	Description		01	plus R1	plus RW		pcs/ pal.	kg/ pc.
4A33 60 XX	600 x 470 mm   		310,-	395,-	457,-	-	18	17,4
4A33 61 XX	600 x 470 mm   		310,-	395,-	457,-	-	18	17,4
4A33 63 XX	600 x 470 mm   when using a wall-mounted tap fitting, we recommend a projection of at least 210 mm		348,-	433,-	495,-	-	18	17,4

wall fastening, matching furniture programme: Collaro

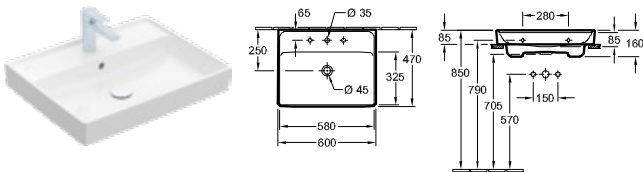
For further information about matching valves and CAP, see pages 379-383





A non-closing valve or the ViFlow (concealed overflow) must be used for models without overflow function.

9221 49 00	WASHBASIN INSTALLATION ELEMENT 525 x 1120 x 75 mm For further ViConnect models, see pages 367-378		-	-	-	175,-		8,05
------------	--	---	---	---	---	-------	--	------

WASHBASIN

Registered design



Article number	Description		01	plus R1	plus RW		pcs/ pal.	kg/ pc.
4A33 6G XX	600 x 470 mm   		378,-	463,-	525,-	-	10	17,4

ground underside, wall fastening, matching furniture programme: Collaro

For further information about matching valves and CAP, see pages 379-383

9221 49 00	WASHBASIN INSTALLATION ELEMENT 525 x 1120 x 75 mm For further ViConnect models, see pages 367-378		-	-	-	175,-		8,05
------------	--	---	---	---	---	-------	--	------

.We recommend the VENTICELLO WCs and bidets in combination with the models COLLARO.

XX = Colour code to be indicated

01 = White Alpin, R1 = White Alpin CeramicPlus, RW = Stone White CeramicPlus

COLLARO

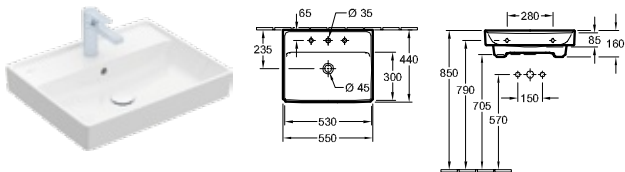
COLLARO





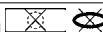

€ excl. VAT

Please order tap fittings and soap dispenser separately

WASHBASIN

Registered design



Article number	Description		01	plus R1	plus RW		pcs/ pal.	kg/ pc.
4A33 55 XX	550 x 440 mm 		290,-	375,-	433,-	-	18	16,4
4A33 56 XX	550 x 440 mm 		290,-	375,-	433,-	-	18	16,4
4A33 58 XX	550 x 440 mm  when using a wall-mounted tap fitting, we recommend a projection of at least 210 mm		328,-	413,-	471,-	-	18	16,4

wall fastening, matching furniture programme: Collaro

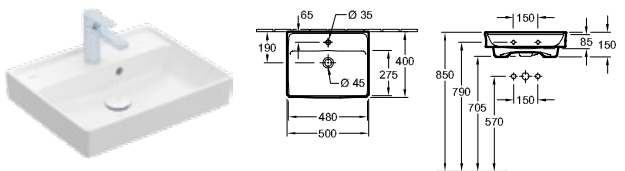
For further information about matching valves and CAP, see pages 379-383





A non-closing valve or the ViFlow (concealed overflow) must be used for models without overflow function.

9221 49 00	WASHBASIN INSTALLATION ELEMENT 525 x 1120 x 75 mm For further ViConnect models, see pages 367-378		-	-	-	175,-		8,05
------------	--	---	---	---	---	-------	--	------

HANDWASHBASIN

Registered design




Article number	Description		01	plus R1	plus RW		pcs/ pal.	kg/ pc.
4334 50 XX	500 x 400 mm 		270,-	355,-	409,-	-	24	13,3
4334 51 XX	500 x 400 mm 		270,-	355,-	409,-	-	24	13,3

wall fastening, matching furniture programme: Collaro

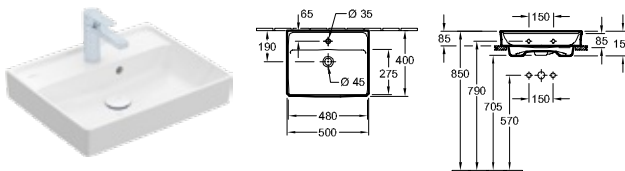
For further information about matching valves and CAP, see pages 379-383



A non-closing valve or the ViFlow (concealed overflow) must be used for models without overflow function.

9221 49 00	WASHBASIN INSTALLATION ELEMENT 525 x 1120 x 75 mm For further ViConnect models, see pages 367-378		-	-	-	175,-		8,05
------------	--	---	---	---	---	-------	--	------

HANDWASHBASIN

Registered design



Article number	Description		01	plus R1	plus RW		pcs/ pal.	kg/ pc.
4334 5G XX	500 x 400 mm 		338,-	423,-	477,-	-	12	13,3

ground underside, wall fastening, matching furniture programme: Collaro

For further information about matching valves and CAP, see pages 379-383

9221 49 00	WASHBASIN INSTALLATION ELEMENT 525 x 1120 x 75 mm For further ViConnect models, see pages 367-378		-	-	-	175,-		8,05
------------	--	---	---	---	---	-------	--	------

.We recommend the VENTICELLO WCs and bidets in combination with the models COLLARO.

XX = Colour code to be indicated

01 = White Alpin, R1 = White Alpin CeramicPlus, RW = Stone White CeramicPlus

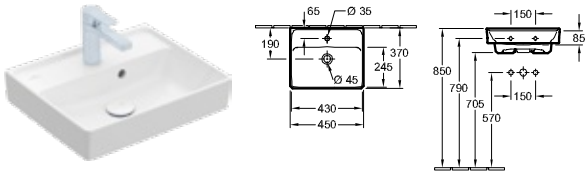
COLLARO

€ excl. VAT

Please order tap fittings and soap dispenser separately

HANDWASHBASIN

Registered design

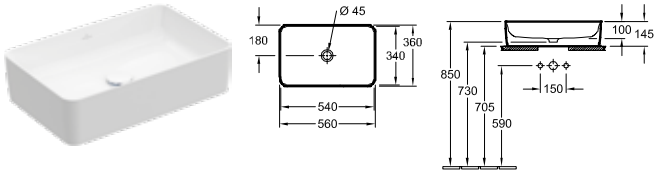


Article number	Description		01	plus R1	plus RW		pcs/ pal.	kg/ pc.
4334 45 XX	450 x 370 mm		255,-	340,-	391,-	-	36	11,2
4334 46 XX	450 x 370 mm		255,-	340,-	391,-	-	36	11,2

wall fastening, matching furniture programme: Collaro
 For further information about matching valves and CAP, see pages 379-383
 A non-closing valve or the ViFlow (concealed overflow) must be used for models without overflow function.

9221 49 00	WASHBASIN INSTALLATION ELEMENT 525 x 1120 x 75 mm For further ViConnect models, see pages 367-378		-	-	-	175,-		8,05
------------	--	--	---	---	---	-------	--	------

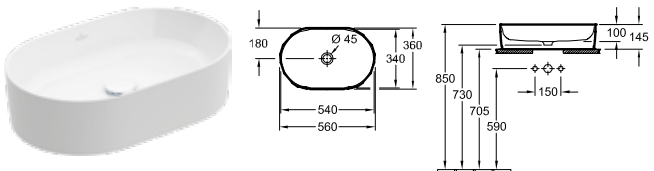
SURFACE-MOUNTED WASHBASIN



Article number	Description		01	plus R1	plus RW		pcs/ pal.	kg/ pc.
4A20 56 XX	560 x 360 mm for wall-mounted washbasin mixers or tall pillar tap fittings, without tap hole area		333,-	418,-	485,-	-	10	14,5

Recommendation: to be installed with a gap of at least 50 mm between the washbasin and the wall, incl. template, fastening set included, when using a wall-mounted tap fitting, we recommend a projection of at least 210 mm, matching furniture programme: Collaro, Legato, Finion
 For further information about matching valves and CAP, see pages 379-383
 Please note: unclosable outlet valve must be used with models without overflow

SURFACE-MOUNTED WASHBASIN



Article number	Description		01	plus R1	plus RW		pcs/ pal.	kg/ pc.
4A19 56 XX	560 x 360 mm for wall-mounted washbasin mixers or tall pillar tap fittings, without tap hole area		333,-	418,-	485,-	-	16	11,7

Recommendation: to be installed with a gap of at least 50 mm between the washbasin and the wall, incl. template, fastening set included, when using a wall-mounted tap fitting, we recommend a projection of at least 210 mm, matching furniture programme: Collaro, Legato, Finion
 For further information about matching valves and CAP, see pages 379-383
 Please note: unclosable outlet valve must be used with models without overflow

.We recommend the VENTICELLO WCs and bidets in combination with the models COLLARO.

XX = Colour code to be indicated
 01 = White Alpin, R1 = White Alpin CeramicPlus, RW = Stone White CeramicPlus

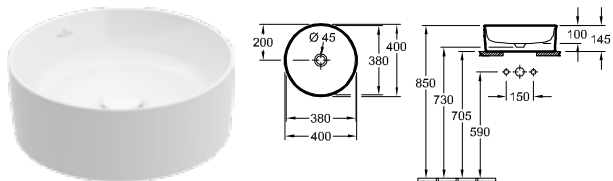
COLLARO

COLLARO

€ excl. VAT

Please order tap fittings and soap dispenser separately

SURFACE-MOUNTED WASHBASIN



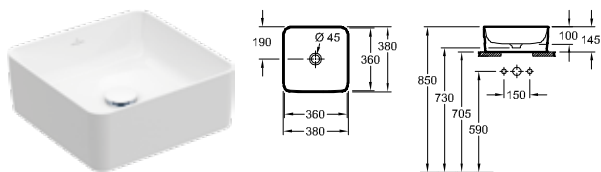
Article number	Description	01	plus R1	plus RW		pcs/ pal.	kg/ pc.
4A18 40 XX	400 mm Diameter for wall-mounted washbasin mixers or tall pillar tap fittings, without tap hole area	315,-	400,-	463,-	-	30	9,3

Recommendation: to be installed with a gap of at least 50 mm between the washbasin and the wall, incl. template, fastening set included, when using a wall-mounted tap fitting, we recommend a projection of at least 210 mm, matching furniture programme: Collaro, Legato, Finion

For further information about matching valves and CAP, see pages 379-383

Please note: unclosable outlet valve must be used with models without overflow

SURFACE-MOUNTED WASHBASIN



Article number	Description	01	plus R1	plus RW		pcs/ pal.	kg/ pc.
4A21 38 XX	380 x 380 mm for wall-mounted washbasin mixers or tall pillar tap fittings, without tap hole area	315,-	400,-	463,-	-	30	10,8

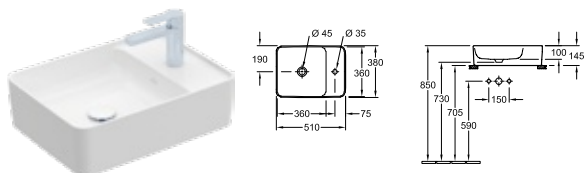
Recommendation: to be installed with a gap of at least 50 mm between the washbasin and the wall, incl. template, fastening set included, when using a wall-mounted tap fitting, we recommend a projection of at least 210 mm, matching furniture programme: Collaro, Legato, Finion

For further information about matching valves and CAP, see pages 379-383

Please note: unclosable outlet valve must be used with models without overflow

SURFACE-MOUNTED WASHBASIN

Registered design



Article number	Description	01	plus R1	plus RW		pcs/ pal.	kg/ pc.
4A17 51 XX	510 x 380 mm	333,-	418,-	485,-	-	16	14,2
4A17 53 XX	510 x 380 mm for wall outlet tap fitting or tap fitting with raised base, with tap hole surface, tap hole not punched through	333,-	418,-	485,-	-	16	14,2

reversible, incl. template, fastening set included, matching furniture programme: Collaro, Legato

For further information about matching valves and CAP, see pages 379-383

Please note: unclosable outlet valve must be used with models without overflow

.We recommend the VENTICELLO WCs and bidets in combination with the models COLLARO.

XX = Colour code to be indicated

01 = White Alpin, R1 = White Alpin CeramicPlus, RW = Stone White CeramicPlus

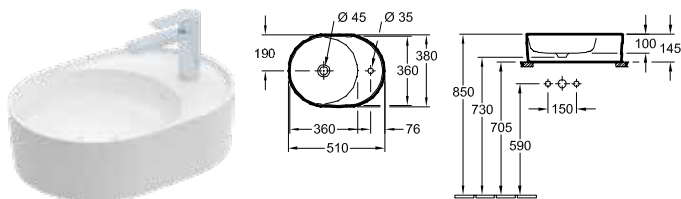
COLLARO





€ excl. VAT

Please order tap fittings and soap dispenser separately

SURFACE-MOUNTED WASHBASIN

Registered design



Article number	Description		01	plus R1	plus RW		pcs/ pal.	kg/ pc.
4A15 51 XX	510 x 380 mm 		333,-	418,-	485,-	-	16	11,4
4A15 53 XX	510 x 380 mm for wall outlet tap fitting or tap fitting with raised base, with tap hole surface, tap hole not punched through 		333,-	418,-	485,-	-	16	11,4

reversible, incl. template, fastening set included, matching furniture programme: Collaro, Legato

For further information about matching valves and CAP, see pages 379-383

Please note: unclosable outlet valve must be used with models without overflow

.We recommend the VENTICELLO WCs and bidets in combination with the models COLLARO.

XX = Colour code to be indicated

01 = White Alpin, R1 = White Alpin CeramicPlus, RW = Stone White CeramicPlus

COLLARO

€ excl. VAT

Produced to order (Please note that it is not always possible to cancel or change orders!), The washbasins are to be ordered separately.

Front:

laminated MDF in DH, FP (16 mm)
 direct-laminated chipboard in E8, FQ, MS, VG, VH, VJ, VK (16 mm)
 painted MDF in PD (16 mm)
 horizontal grain in E8, FQ, VH, VJ
 matching interior colour for DH, FP
 interior colour to match décor for E8, FQ, MS, VG, VH, VJ, VK
 interior colour Anthracite for PD

Body:

laminated MDF in DH, FP (8 mm)
 direct-laminated chipboard in E8, FQ, MS, VG, VH, VJ, VK (8 mm)
 painted MDF in PD (8 mm)
 horizontal grain in E8, FQ, VH, VJ

Interior body

direct-laminated chipboard in anthracite

Washbasin countertop:

painted MDF in DH, FP, PD (8 mm)
 direct-laminated chipboard in E8, FQ, MS, VG, VH, VJ, VK (8 mm)

Drawers:

slip-resistant base
 SoftClosing feature

Doors:

SoftClosing feature

Handles:

handle in lacquered Aluminium

Interior compartments :

adjustable glass partitions (8 mm)
 accessory boxes made of grey translucent plastic

Lighting:

integrated LED lighting
 continuously dimmable
 freely-adjustable light colour from DaylightWhite (6500 kelvin) to WarmWhite (2700 kelvin)
 with remote control
 memory feature - The lighting readjusts to the intensity and colour temperature that were set before the power was switched off.
 loose mains connection

Colour combinations of furniture finish and handle:




furniture finish in VG combined with handle strip in Truffle Grey
 furniture finish in PD combined with handle strip in Black Matt
 furniture finish in VK, VJ combined with handle strip in Soft Grey
 furniture finish in DH, E8, MS combined with handle strip in White Matt
 furniture finish in FP, FQ, VH combined with handle strip in Anthracite Matt

Please note:

A control unit is needed to operate the lighting in the furniture and mirror. This is not included in the scope of delivery and must be ordered separately under the following article number: G999 02 00. Only one control unit is required per bathroom.

For further information such as tap fitting positions, installation and fastening dimensions etc. please see the technical drawings.

The washbasin clippings shown are representative of all washbasin combination options.

	HANDLE STRIP	HANDLE STRIP	HANDLE STRIP	HANDLE STRIP
				
Colour	handle strip Truffle Grey	handle strip Black Matt	handle strip Soft Grey	handle strip White Matt
	HANDLE STRIP			
				
Colour	handle strip Anthracite Matt			
	ACCESSORIES PACKAGE 1			
Equipped with	1x wide glass drawer divider 2x narrow glass drawer dividers 1x accessory box L			

XX = Insert front and body colour

DH = Glossy White, FP = Glossy Grey, MS = White Matt, PD = Black Matt





Lacquer, VG = Truffle Grey, VK = Soft Grey, E8 = White Wood, FQ = Oak





Graphite, VH = Arizona Oak, VJ = Nordic Oak

COLLARO

€ excl. VAT

Produced to order (Please note that it is not always possible to cancel or change orders!), The washbasins are to be ordered separately.

	VANITY UNIT	VANITY UNIT	VANITY UNIT	VANITY UNIT
				
Article number	C013 00 XX	C013 L0 XX	C012 00 XX	C012 L0 XX
Dimensions (w x h x d)	1254 x 546 x 444 mm	1254 x 546 x 444 mm	1154 x 546 x 444 mm	1154 x 546 x 444 mm
For combination with	Collaro 4A34 D1/D2/D4	Collaro 4A34 D1/D2/D4	Collaro 4A33 C1/C2/C3/C5	Collaro 4A33 C1/C2/C3/C5
Lighting	-	LED lighting Illuminant 1x LED / 9,2 W Energy efficiency class A-A++	-	LED lighting Illuminant 1x LED / 8,5 W Energy efficiency class A-A++
Equipped with	2x Accessories package 1 4x pull-out compartments with non-slip mat	2x Accessories package 1 4x pull-out compartments with non-slip mat	2x Accessories package 1 4x pull-out compartments with non-slip mat	2x Accessories package 1 4x pull-out compartments with non-slip mat
Installation	wall-mounted	wall-mounted	wall-mounted	wall-mounted
Scope of delivery	fastening set included	fastening set included	fastening set included	fastening set included
Please note	-	-	vanity washbasin 4A33 C4 only available in combination with a push-open valve	vanity washbasin 4A33 C4 only available in combination with a push-open valve
DH, E8, FP, FQ, MS, VG, VH, VJ, VK	1.920,-	2.170,-	1.800,-	2.050,-
PD	2.210,-	2.460,-	2.070,-	2.320,-

	VANITY UNIT	VANITY UNIT	VANITY UNIT	VANITY UNIT
				
Article number	C011 00 XX	C011 L0 XX	C010 00 XX	C010 L0 XX
Dimensions (w x h x d)	954 x 546 x 444 mm	954 x 546 x 444 mm	754 x 546 x 444 mm	754 x 546 x 444 mm
For combination with	Collaro 4A33 A2/A3/A5	Collaro 4A33 A2/A3/A5	Collaro 4A33 80/81/83	Collaro 4A33 80/81/83
Lighting	-	LED lighting Illuminant 1x LED / 6,9 W Energy efficiency class A-A++	-	LED lighting Illuminant 1x LED / 5,4 W Energy efficiency class A-A++
Equipped with	1x Accessories package 1 2x pull-out compartments with non-slip mat	1x Accessories package 1 2x pull-out compartments with non-slip mat	1x Accessories package 1 2x pull-out compartments with non-slip mat	1x Accessories package 1 2x pull-out compartments with non-slip mat
Installation	wall-mounted	wall-mounted	wall-mounted	wall-mounted
Scope of delivery	fastening set included	fastening set included	fastening set included	fastening set included
DH, E8, FP, FQ, MS, VG, VH, VJ, VK	1.240,-	1.490,-	1.140,-	1.390,-
PD	1.425,-	1.675,-	1.315,-	1.565,-

XX = Insert front and body colour

DH = Glossy White, FP = Glossy Grey, MS = White Matt, PD = Black Matt









Lacquer, VG = Truffle Grey, VK = Soft Grey, E8 = White Wood, FQ = Oak

Graphite, VH = Arizona Oak, VJ = Nordic Oak

COLLARO

€ excl. VAT

Produced to order (Please note that it is not always possible to cancel or change orders!), The washbasins are to be ordered separately.

	VANITY UNIT	VANITY UNIT	VANITY UNIT	VANITY UNIT
				
Article number	C009 00 XX	C009 L0 XX	C008 00 XX	C008 L0 XX
Dimensions (w x h x d)	604 x 546 x 444 mm	604 x 546 x 444 mm	554 x 546 x 444 mm	554 x 546 x 444 mm
For combination with	Collaro 4A33 65/66/68	Collaro 4A33 65/66/68	Collaro 4A33 60/61/63	Collaro 4A33 60/61/63
Lighting	-	LED lighting Illuminant 1x LED / 4,2 W Energy efficiency class A-A++	-	LED lighting Illuminant 1x LED / 3,9 W Energy efficiency class A-A++
Equipped with	1x Accessories package 1 2x pull-out compartments with non-slip mat	1x Accessories package 1 2x pull-out compartments with non-slip mat	1x Accessories package 1 2x pull-out compartments with non-slip mat	1x Accessories package 1 2x pull-out compartments with non-slip mat
Installation	wall-mounted	wall-mounted	wall-mounted	wall-mounted
Scope of delivery	fastening set included	fastening set included	fastening set included	fastening set included
DH, E8, FP, FQ, MS, VG, VH, VJ, VK	1.000,-	1.250,-	955,-	1.205,-
PD	1.150,-	1.400,-	1.095,-	1.345,-
	VANITY UNIT	VANITY UNIT	VANITY UNIT	VANITY UNIT
				
Article number	C007 00 XX	C007 L0 XX	C006 00 XX	C006 L0 XX
Dimensions (w x h x d)	510 x 546 x 414 mm	510 x 546 x 414 mm	460 x 546 x 374 mm	460 x 546 x 374 mm
For combination with	Collaro 4A33 55/56/58	Collaro 4A33 55/56/58	Collaro 4334 50/51	Collaro 4334 50/51
Lighting	-	LED lighting Illuminant 1x LED / 3,5 W Energy efficiency class A-A++	-	LED lighting Illuminant 1x LED / 3,1 W Energy efficiency class A-A++
Equipped with	1x accessory box L 2x pull-out compartments with non-slip mat	1x accessory box L 2x pull-out compartments with non-slip mat	1x accessory box L 2x pull-out compartments with non-slip mat	1x accessory box L 2x pull-out compartments with non-slip mat
Installation	wall-mounted	wall-mounted	wall-mounted	wall-mounted
Scope of delivery	fastening set included	fastening set included	fastening set included	fastening set included
DH, E8, FP, FQ, MS, VG, VH, VJ, VK	900,-	1.150,-	885,-	1.135,-
PD	1.035,-	1.285,-	1.020,-	1.270,-


XX = Insert front and body colour



 DH = Glossy White, FP = Glossy Grey, MS = White Matt, PD = Black Matt
 Lacquer, VG = Truffle Grey, VK = Soft Grey, E8 = White Wood, FQ = Oak
 Graphite, VH = Arizona Oak, VJ = Nordic Oak

COLLARO

€ excl. VAT

Produced to order (Please note that it is not always possible to cancel or change orders!), The washbasins are to be ordered separately.

	VANITY UNIT	VANITY UNIT
		
Article number	C005 00 XX	C005 01 XX
Dimensions (w x h x d)	410 x 546 x 344 mm	410 x 546 x 344 mm
Hinges	hinges on left	hinges on right
For combination with	Collaro 4334 45/46	Collaro 4334 45/46
Equipped with	1x door 1x shelf	1x door 1x shelf
Installation	wall-mounted	wall-mounted
Scope of delivery	fastening set included	fastening set included
DH, E8, FP, FQ, MS, VG, VH, VJ, VK	600,-	600,-
PD	690,-	690,-

	VANITY UNIT	VANITY UNIT	VANITY UNIT	VANITY UNIT
				
Article number	C031 00 XX	C031 L0 XX	C029 00 XX	C029 L0 XX
Dimensions (w x h x d)	1600 x 548 x 500 mm	1600 x 548 x 500 mm	1600 x 548 x 500 mm	1600 x 548 x 500 mm
Version	washbasin on the middle	washbasin on the middle	washbasin on left	washbasin on left
For combination with	Collaro 4A33 1G	Collaro 4A33 1G	Collaro 4A33 1G	Collaro 4A33 1G
Lighting	-	LED lighting Illuminant 1x LED / 11,9 W Energy efficiency class A-A++	-	LED lighting Illuminant 1x LED / 11,9 W Energy efficiency class A-A++
Equipped with	2x Accessories package 1 4x pull-out compartments with non-slip mat	2x Accessories package 1 4x pull-out compartments with non-slip mat	2x Accessories package 1 4x pull-out compartments with non-slip mat	2x Accessories package 1 4x pull-out compartments with non-slip mat
Installation	wall-mounted	wall-mounted	wall-mounted	wall-mounted
Scope of delivery	fastening set included	fastening set included	fastening set included	fastening set included
DH, E8, FP, FQ, MS, VG, VH, VJ, VK	2.675,-	2.925,-	2.675,-	2.925,-
PD	3.080,-	3.360,-	3.080,-	3.360,-

COLLARO




XX = Insert front and body colour

 DH = Glossy White, FP = Glossy Grey, MS = White Matt, PD = Black Matt
 Lacquer, VG = Truffle Grey, VK = Soft Grey, E8 = White Wood, FQ = Oak
 Graphite, VH = Arizona Oak, VJ = Nordic Oak

COLLARO

€ excl. VAT



Produced to order (Please note that it is not always possible to cancel or change orders!), The washbasins are to be ordered separately.

	VANITY UNIT	VANITY UNIT	VANITY UNIT	VANITY UNIT
				
Article number	C030 00 XX	C030 L0 XX	C028 00 XX	C028 L0 XX
Dimensions (w x h x d)	1600 x 548 x 500 mm	1600 x 548 x 500 mm	1600 x 548 x 500 mm	1600 x 548 x 500 mm
Version	washbasin on right	washbasin on right	washbasin on the middle	washbasin on the middle
For combination with	Collaro 4A33 1G	Collaro 4A33 1G	Collaro 4A33 8G	Collaro 4A33 8G
Lighting	-	LED lighting Illuminant 1x LED / 11,9 W Energy efficiency class A-A++	-	LED lighting Illuminant 1x LED / 11,9 W Energy efficiency class A-A++
Equipped with	2x Accessories package 1 4x pull-out compartments with non-slip mat	2x Accessories package 1 4x pull-out compartments with non-slip mat	2x Accessories package 1 4x pull-out compartments with non-slip mat	2x Accessories package 1 4x pull-out compartments with non-slip mat
Installation	wall-mounted	wall-mounted	wall-mounted	wall-mounted
Scope of delivery	fastening set included	fastening set included	fastening set included	fastening set included
DH, E8, FP, FQ, MS, VG, VH, VJ, VK	2.675,-	2.925,-	2.675,-	2.925,-
PD	3.080,-	3.360,-	3.080,-	3.360,-
	VANITY UNIT	VANITY UNIT	VANITY UNIT	VANITY UNIT
				
Article number	C026 00 XX	C026 L0 XX	C027 00 XX	C027 L0 XX
Dimensions (w x h x d)	1600 x 548 x 500 mm	1600 x 548 x 500 mm	1600 x 548 x 500 mm	1600 x 548 x 500 mm
Version	washbasin on left	washbasin on left	washbasin on right	washbasin on right
For combination with	Collaro 4A33 8G	Collaro 4A33 8G	Collaro 4A33 8G	Collaro 4A33 8G
Lighting	-	LED lighting Illuminant 1x LED / 11,9 W Energy efficiency class A-A++	-	LED lighting Illuminant 1x LED / 11,9 W Energy efficiency class A-A++
Equipped with	2x Accessories package 1 4x pull-out compartments with non-slip mat	2x Accessories package 1 4x pull-out compartments with non-slip mat	2x Accessories package 1 4x pull-out compartments with non-slip mat	2x Accessories package 1 4x pull-out compartments with non-slip mat
Installation	wall-mounted	wall-mounted	wall-mounted	wall-mounted
Scope of delivery	fastening set included	fastening set included	fastening set included	fastening set included
DH, E8, FP, FQ, MS, VG, VH, VJ, VK	2.675,-	2.925,-	2.675,-	2.925,-
PD	3.080,-	3.360,-	3.080,-	3.360,-

COLLARO

€ excl. VAT

Produced to order (Please note that it is not always possible to cancel or change orders!), The washbasins are to be ordered separately.

	VANITY UNIT	VANITY UNIT	VANITY UNIT	VANITY UNIT
				
Article number	C024 00 XX	C024 L0 XX	C025 00 XX	C025 L0 XX
Dimensions (w x h x d)	1600 x 548 x 500 mm	1600 x 548 x 500 mm	1600 x 548 x 500 mm	1600 x 548 x 500 mm
Version	for 2 washbasins	for 2 washbasins	washbasin on the middle	washbasin on the middle
For combination with	Collaro 4A33 6G	Collaro 4A33 6G	Collaro 4A33 6G	Collaro 4A33 6G
Lighting	-	LED lighting Illuminant 1x LED / 11,9 W Energy efficiency class A-A++	-	LED lighting Illuminant 1x LED / 11,9 W Energy efficiency class A-A++
Equipped with	2x Accessories package 1 4x pull-out compartments with non-slip mat	2x Accessories package 1 4x pull-out compartments with non-slip mat	2x Accessories package 1 4x pull-out compartments with non-slip mat	2x Accessories package 1 4x pull-out compartments with non-slip mat
Installation	wall-mounted	wall-mounted	wall-mounted	wall-mounted
Scope of delivery	fastening set included	fastening set included	fastening set included	fastening set included
DH, E8, FP, FQ, MS, VG, VH, VJ, VK	2.675,-	2.925,-	2.675,-	2.925,-
PD	3.080,-	3.360,-	3.080,-	3.360,-
	VANITY UNIT	VANITY UNIT	VANITY UNIT	VANITY UNIT
				
Article number	C022 00 XX	C022 L0 XX	C023 00 XX	C023 L0 XX
Dimensions (w x h x d)	1600 x 548 x 500 mm	1600 x 548 x 500 mm	1600 x 548 x 500 mm	1600 x 548 x 500 mm
Version	washbasin on left	washbasin on left	washbasin on right	washbasin on right
For combination with	Collaro 4A33 6G	Collaro 4A33 6G	Collaro 4A33 6G	Collaro 4A33 6G
Lighting	-	LED lighting Illuminant 1x LED / 11,9 W Energy efficiency class A-A++	-	LED lighting Illuminant 1x LED / 11,9 W Energy efficiency class A-A++
Equipped with	2x Accessories package 1 4x pull-out compartments with non-slip mat	2x Accessories package 1 4x pull-out compartments with non-slip mat	2x Accessories package 1 4x pull-out compartments with non-slip mat	2x Accessories package 1 4x pull-out compartments with non-slip mat
Installation	wall-mounted	wall-mounted	wall-mounted	wall-mounted
Scope of delivery	fastening set included	fastening set included	fastening set included	fastening set included
DH, E8, FP, FQ, MS, VG, VH, VJ, VK	2.675,-	2.925,-	2.675,-	2.925,-
PD	3.080,-	3.360,-	3.080,-	3.360,-

COLLARO




XX = Insert front and body colour

 DH = Glossy White, FP = Glossy Grey, MS = White Matt, PD = Black Matt
 Lacquer, VG = Truffle Grey, VK = Soft Grey, E8 = White Wood, FQ = Oak
 Graphite, VH = Arizona Oak, VJ = Nordic Oak

COLLARO

€ excl. VAT

Produced to order (Please note that it is not always possible to cancel or change orders!), The washbasins are to be ordered separately.

	VANITY UNIT	VANITY UNIT	VANITY UNIT	VANITY UNIT
				
Article number	C021 00 XX	C021 L0 XX	C020 00 XX	C020 L0 XX
Dimensions (w x h x d)	1600 x 548 x 500 mm	1600 x 548 x 500 mm	1000 x 548 x 500 mm	1000 x 548 x 500 mm
Version	for 2 washbasins	for 2 washbasins	washbasin on the middle	washbasin on the middle
For combination with	Collaro 4334 5G	Collaro 4334 5G	Collaro 4A33 8G	Collaro 4A33 8G
Lighting	-	LED lighting Illuminant 1x LED / 11,9 W Energy efficiency class A-A++	-	LED lighting Illuminant 1x LED / 7,2 W Energy efficiency class A-A++
Equipped with	2x Accessories package 1 4x pull-out compartments with non-slip mat	2x Accessories package 1 4x pull-out compartments with non-slip mat	1x Accessories package 1 2x pull-out compartments with non-slip mat	1x Accessories package 1 2x pull-out compartments with non-slip mat
Installation	wall-mounted	wall-mounted	wall-mounted	wall-mounted
Scope of delivery	fastening set included	fastening set included	fastening set included	fastening set included
DH, E8, FP, FQ, MS, VG, VH, VJ, VK	2.675,-	2.925,-	1.760,-	2.010,-
PD	3.080,-	3.360,-	2.025,-	2.315,-
	VANITY UNIT	VANITY UNIT	VANITY UNIT	VANITY UNIT
				
Article number	C019 00 XX	C019 L0 XX	C017 00 XX	C017 L0 XX
Dimensions (w x h x d)	1000 x 548 x 500 mm	1000 x 548 x 500 mm	1000 x 548 x 500 mm	1000 x 548 x 500 mm
Version	washbasin on the middle	washbasin on the middle	washbasin on left	washbasin on left
For combination with	Collaro 4A33 6G	Collaro 4A33 6G	Collaro 4A33 6G	Collaro 4A33 6G
Lighting	-	LED lighting Illuminant 1x LED / 7,2 W Energy efficiency class A-A++	-	LED lighting Illuminant 1x LED / 7,2 W Energy efficiency class A-A++
Equipped with	1x Accessories package 1 2x pull-out compartments with non-slip mat	1x Accessories package 1 2x pull-out compartments with non-slip mat	1x Accessories package 1 2x pull-out compartments with non-slip mat	1x Accessories package 1 2x pull-out compartments with non-slip mat
Installation	wall-mounted	wall-mounted	wall-mounted	wall-mounted
Scope of delivery	fastening set included	fastening set included	fastening set included	fastening set included
DH, E8, FP, FQ, MS, VG, VH, VJ, VK	1.760,-	2.010,-	1.760,-	2.010,-
PD	2.025,-	2.315,-	2.025,-	2.315,-









COLLARO

XX = Insert front and body colour
 DH = Glossy White, FP = Glossy Grey, MS = White Matt, PD = Black Matt
 Lacquer, VG = Truffle Grey, VK = Soft Grey, E8 = White Wood, FQ = Oak
 Graphite, VH = Arizona Oak, VJ = Nordic Oak

COLLARO

€ excl. VAT

Produced to order (Please note that it is not always possible to cancel or change orders!), The washbasins are to be ordered separately.

	VANITY UNIT	VANITY UNIT	VANITY UNIT	VANITY UNIT
				
Article number	C018 00 XX	C018 L0 XX	C016 00 XX	C016 L0 XX
Dimensions (w x h x d)	1000 x 548 x 500 mm	1000 x 548 x 500 mm	1000 x 548 x 500 mm	1000 x 548 x 500 mm
Version	washbasin on right	washbasin on right	washbasin on the middle	washbasin on the middle
For combination with	Collaro 4A33 6G	Collaro 4A33 6G	Collaro 4334 5G	Collaro 4334 5G
Lighting	-	LED lighting Illuminant 1x LED / 7,2 W Energy efficiency class A-A++	-	LED lighting Illuminant 1x LED / 7,2 W Energy efficiency class A-A++
Equipped with	1x Accessories package 1 2x pull-out compartments with non-slip mat	1x Accessories package 1 2x pull-out compartments with non-slip mat	1x Accessories package 1 2x pull-out compartments with non-slip mat	1x Accessories package 1 2x pull-out compartments with non-slip mat
Installation	wall-mounted	wall-mounted	wall-mounted	wall-mounted
Scope of delivery	fastening set included	fastening set included	fastening set included	fastening set included
DH, E8, FP, FQ, MS, VG, VH, VJ, VK	1.760,-	2.010,-	1.760,-	2.010,-
PD	2.025,-	2.315,-	2.025,-	2.315,-
	VANITY UNIT	VANITY UNIT	VANITY UNIT	VANITY UNIT
				
Article number	C014 00 XX	C014 L0 XX	C015 00 XX	C015 L0 XX
Dimensions (w x h x d)	1000 x 548 x 500 mm	1000 x 548 x 500 mm	1000 x 548 x 500 mm	1000 x 548 x 500 mm
Version	washbasin on left	washbasin on left	washbasin on right	washbasin on right
For combination with	Collaro 4334 5G	Collaro 4334 5G	Collaro 4334 5G	Collaro 4334 5G
Lighting	-	LED lighting Illuminant 1x LED / 7,2 W Energy efficiency class A-A++	-	LED lighting Illuminant 1x LED / 7,2 W Energy efficiency class A-A++
Equipped with	1x Accessories package 1 2x pull-out compartments with non-slip mat	1x Accessories package 1 2x pull-out compartments with non-slip mat	1x Accessories package 1 2x pull-out compartments with non-slip mat	1x Accessories package 1 2x pull-out compartments with non-slip mat
Installation	wall-mounted	wall-mounted	wall-mounted	wall-mounted
Scope of delivery	fastening set included	fastening set included	fastening set included	fastening set included
DH, E8, FP, FQ, MS, VG, VH, VJ, VK	1.760,-	2.010,-	1.760,-	2.010,-
PD	2.025,-	2.315,-	2.025,-	2.315,-

COLLARO

XX = Insert front and body colour

DH = Glossy White, FP = Glossy Grey, MS = White Matt, PD = Black Matt









Lacquer, VG = Truffle Grey, VK = Soft Grey, E8 = White Wood, FQ = Oak

Graphite, VH = Arizona Oak, VJ = Nordic Oak

COLLARO

€ excl. VAT

Produced to order (Please note that it is not always possible to cancel or change orders!), The washbasins are to be ordered separately.

	VANITY UNIT	VANITY UNIT	VANITY UNIT	VANITY UNIT
				
	NEW	NEW	NEW	NEW
Article number	C068 00 XX	C068 L0 XX	C065 00 XX	C065 L0 XX
Dimensions (w x h x d)	1600 x 548 x 500 mm	1600 x 548 x 500 mm	1600 x 548 x 500 mm	1600 x 548 x 500 mm
Version	for 2 washbasins	for 2 washbasins	washbasin on the middle	washbasin on the middle
For combination with	Collaro 4A15 51, 4A17 51	Collaro 4A15 51, 4A17 51	Collaro 4A15 51, 4A17 51	Collaro 4A15 51, 4A17 51
Lighting	-	LED lighting Illuminant 1x LED / 11,9 W Energy efficiency class A-A++	-	LED lighting Illuminant 1x LED / 11,9 W Energy efficiency class A-A++
Equipped with	2x Accessories package 1 4x pull-out compartments with non-slip mat	2x Accessories package 1 4x pull-out compartments with non-slip mat	2x Accessories package 1 4x pull-out compartments with non-slip mat	2x Accessories package 1 4x pull-out compartments with non-slip mat
Please note	Installation of surface-mounted washbasin with tap hole surface on left or right.	Installation of surface-mounted washbasin with tap hole surface on left or right.	Installation of surface-mounted washbasin with tap hole surface on left or right.	Installation of surface-mounted washbasin with tap hole surface on left or right.
Installation	wall-mounted	wall-mounted	wall-mounted	wall-mounted
Scope of delivery	fastening set included	fastening set included	fastening set included	fastening set included
DH, E8, FP, FQ, MS, VG, VH, VJ, VK	2.675,-	2.925,-	2.675,-	2.925,-
PD	3.080,-	3.360,-	3.080,-	3.360,-
	VANITY UNIT	VANITY UNIT	VANITY UNIT	VANITY UNIT
				
	NEW	NEW	NEW	NEW
Article number	C066 00 XX	C066 L0 XX	C067 00 XX	C067 L0 XX
Dimensions (w x h x d)	1600 x 548 x 500 mm	1600 x 548 x 500 mm	1600 x 548 x 500 mm	1600 x 548 x 500 mm
Version	washbasin on left	washbasin on left	washbasin on right	washbasin on right
For combination with	Collaro 4A15 51, 4A17 51	Collaro 4A15 51, 4A17 51	Collaro 4A15 51, 4A17 51	Collaro 4A15 51, 4A17 51
Lighting	-	LED lighting Illuminant 1x LED / 11,9 W Energy efficiency class A-A++	-	LED lighting Illuminant 1x LED / 11,9 W Energy efficiency class A-A++
Equipped with	2x Accessories package 1 4x pull-out compartments with non-slip mat	2x Accessories package 1 4x pull-out compartments with non-slip mat	2x Accessories package 1 4x pull-out compartments with non-slip mat	2x Accessories package 1 4x pull-out compartments with non-slip mat
Please note	Installation of surface-mounted washbasin with tap hole surface on left or right.	Installation of surface-mounted washbasin with tap hole surface on left or right.	Installation of surface-mounted washbasin with tap hole surface on left or right.	Installation of surface-mounted washbasin with tap hole surface on left or right.
Installation	wall-mounted	wall-mounted	wall-mounted	wall-mounted
Scope of delivery	fastening set included	fastening set included	fastening set included	fastening set included
DH, E8, FP, FQ, MS, VG, VH, VJ, VK	2.675,-	2.925,-	2.675,-	2.925,-
PD	3.080,-	3.360,-	3.080,-	3.360,-

XX = Insert front and body colour

DH = Glossy White, FP = Glossy Grey, MS = White Matt, PD = Black Matt









Lacquer, VG = Truffle Grey, VK = Soft Grey, E8 = White Wood, FQ = Oak

Graphite, VH = Arizona Oak, VJ = Nordic Oak

COLLARO

€ excl. VAT

Produced to order (Please note that it is not always possible to cancel or change orders!), The washbasins are to be ordered separately.

	VANITY UNIT	VANITY UNIT	VANITY UNIT	VANITY UNIT
				
	NEW	NEW	NEW	NEW
Article number	C064 00 XX	C064 L0 XX	C061 00 XX	C061 L0 XX
Dimensions (w x h x d)	1400 x 548 x 500 mm	1400 x 548 x 500 mm	1400 x 548 x 500 mm	1400 x 548 x 500 mm
Version	for 2 washbasins	for 2 washbasins	washbasin on the middle	washbasin on the middle
For combination with	Collaro 4A15 51, 4A17 51	Collaro 4A15 51, 4A17 51	Collaro 4A15 51, 4A17 51	Collaro 4A15 51, 4A17 51
Lighting	-	LED lighting Illuminant 1x LED / 10,4 W Energy efficiency class A-A++	-	LED lighting Illuminant 1x LED / 10,4 W Energy efficiency class A-A++
Equipped with	2x Accessories package 1 4x pull-out compartments with non-slip mat	2x Accessories package 1 4x pull-out compartments with non-slip mat	2x Accessories package 1 4x pull-out compartments with non-slip mat	2x Accessories package 1 4x pull-out compartments with non-slip mat
Please note	Installation of surface-mounted washbasin with tap hole surface on left or right.	Installation of surface-mounted washbasin with tap hole surface on left or right.	Installation of surface-mounted washbasin with tap hole surface on left or right.	Installation of surface-mounted washbasin with tap hole surface on left or right.
Installation	wall-mounted	wall-mounted	wall-mounted	wall-mounted
Scope of delivery	fastening set included	fastening set included	fastening set included	fastening set included
DH, E8, FP, FQ, MS, VG, VH, VJ, VK	2.400,-	2.650,-	2.400,-	2.650,-
PD	2.760,-	3.010,-	2.760,-	3.010,-
	VANITY UNIT	VANITY UNIT	VANITY UNIT	VANITY UNIT
				
	NEW	NEW	NEW	NEW
Article number	C062 00 XX	C062 L0 XX	C063 00 XX	C063 L0 XX
Dimensions (w x h x d)	1400 x 548 x 500 mm	1400 x 548 x 500 mm	1400 x 548 x 500 mm	1400 x 548 x 500 mm
Version	washbasin on left	washbasin on left	washbasin on right	washbasin on right
For combination with	Collaro 4A15 51, 4A17 51	Collaro 4A15 51, 4A17 51	Collaro 4A15 51, 4A17 51	Collaro 4A15 51, 4A17 51
Lighting	-	LED lighting Illuminant 1x LED / 10,4 W Energy efficiency class A-A++	-	LED lighting Illuminant 1x LED / 10,4 W Energy efficiency class A-A++
Equipped with	2x Accessories package 1 4x pull-out compartments with non-slip mat	2x Accessories package 1 4x pull-out compartments with non-slip mat	2x Accessories package 1 4x pull-out compartments with non-slip mat	2x Accessories package 1 4x pull-out compartments with non-slip mat
Please note	Installation of surface-mounted washbasin with tap hole surface on left or right.	Installation of surface-mounted washbasin with tap hole surface on left or right.	Installation of surface-mounted washbasin with tap hole surface on left or right.	Installation of surface-mounted washbasin with tap hole surface on left or right.
Installation	wall-mounted	wall-mounted	wall-mounted	wall-mounted
Scope of delivery	fastening set included	fastening set included	fastening set included	fastening set included
DH, E8, FP, FQ, MS, VG, VH, VJ, VK	2.400,-	2.650,-	2.400,-	2.650,-
PD	2.760,-	3.010,-	2.760,-	3.010,-









COLLARO

XX = Insert front and body colour
 DH = Glossy White, FP = Glossy Grey, MS = White Matt, PD = Black Matt
 Lacquer, VG = Truffle Grey, VK = Soft Grey, E8 = White Wood, FQ = Oak
 Graphite, VH = Arizona Oak, VJ = Nordic Oak

COLLARO

€ excl. VAT

Produced to order (Please note that it is not always possible to cancel or change orders!), The washbasins are to be ordered separately.

	VANITY UNIT	VANITY UNIT	VANITY UNIT	VANITY UNIT
				
	NEW	NEW	NEW	NEW
Article number	C060 00 XX	C060 L0 XX	C057 00 XX	C057 L0 XX
Dimensions (w x h x d)	1200 x 548 x 500 mm	1200 x 548 x 500 mm	1200 x 548 x 500 mm	1200 x 548 x 500 mm
Version	for 2 washbasins	for 2 washbasins	washbasin on the middle	washbasin on the middle
For combination with	Collaro 4A15 51, 4A17 51	Collaro 4A15 51, 4A17 51	Collaro 4A15 51, 4A17 51	Collaro 4A15 51, 4A17 51
Lighting	-	LED lighting Illuminant 1x LED / 8,8 W Energy efficiency class A-A++	-	LED lighting Illuminant 1x LED / 8,8 W Energy efficiency class A-A++
Equipped with	2x Accessories package 1 4x pull-out compartments with non-slip mat	2x Accessories package 1 4x pull-out compartments with non-slip mat	2x Accessories package 1 4x pull-out compartments with non-slip mat	2x Accessories package 1 4x pull-out compartments with non-slip mat
Please note	Installation of surface-mounted washbasin with tap hole surface on left or right.	Installation of surface-mounted washbasin with tap hole surface on left or right.	Installation of surface-mounted washbasin with tap hole surface on left or right.	Installation of surface-mounted washbasin with tap hole surface on left or right.
Installation	wall-mounted	wall-mounted	wall-mounted	wall-mounted
Scope of delivery	fastening set included	fastening set included	fastening set included	fastening set included
DH, E8, FP, FQ, MS, VG, VH, VJ, VK	2.150,-	2.400,-	2.150,-	2.400,-
PD	2.470,-	2.720,-	2.470,-	2.720,-
	VANITY UNIT	VANITY UNIT	VANITY UNIT	VANITY UNIT
				
	NEW	NEW	NEW	NEW
Article number	C058 00 XX	C058 L0 XX	C059 00 XX	C059 L0 XX
Dimensions (w x h x d)	1200 x 548 x 500 mm	1200 x 548 x 500 mm	1200 x 548 x 500 mm	1200 x 548 x 500 mm
Version	washbasin on left	washbasin on left	washbasin on right	washbasin on right
For combination with	Collaro 4A15 51, 4A17 51	Collaro 4A15 51, 4A17 51	Collaro 4A15 51, 4A17 51	Collaro 4A15 51, 4A17 51
Lighting	-	LED lighting Illuminant 1x LED / 8,8 W Energy efficiency class A-A++	-	LED lighting Illuminant 1x LED / 8,8 W Energy efficiency class A-A++
Equipped with	2x Accessories package 1 4x pull-out compartments with non-slip mat	2x Accessories package 1 4x pull-out compartments with non-slip mat	2x Accessories package 1 4x pull-out compartments with non-slip mat	2x Accessories package 1 4x pull-out compartments with non-slip mat
Please note	Installation of surface-mounted washbasin with tap hole surface on left or right.	Installation of surface-mounted washbasin with tap hole surface on left or right.	Installation of surface-mounted washbasin with tap hole surface on left or right.	Installation of surface-mounted washbasin with tap hole surface on left or right.
Installation	wall-mounted	wall-mounted	wall-mounted	wall-mounted
Scope of delivery	fastening set included	fastening set included	fastening set included	fastening set included
DH, E8, FP, FQ, MS, VG, VH, VJ, VK	2.150,-	2.400,-	2.150,-	2.400,-
PD	2.470,-	2.720,-	2.470,-	2.720,-









XX = Insert front and body colour

DH = Glossy White, FP = Glossy Grey, MS = White Matt, PD = Black Matt
Lacquer, VG = Truffle Grey, VK = Soft Grey, E8 = White Wood, FQ = Oak
Graphite, VH = Arizona Oak, VJ = Nordic Oak

COLLARO

€ excl. VAT

Produced to order (Please note that it is not always possible to cancel or change orders!), The washbasins are to be ordered separately.

	VANITY UNIT	VANITY UNIT	VANITY UNIT	VANITY UNIT
				
	NEW	NEW	NEW	NEW
Article number	C054 00 XX	C054 L0 XX	C055 00 XX	C055 L0 XX
Dimensions (w x h x d)	1000 x 548 x 500 mm	1000 x 548 x 500 mm	1000 x 548 x 500 mm	1000 x 548 x 500 mm
Version	washbasin on the middle	washbasin on the middle	washbasin on left	washbasin on left
For combination with	Collaro 4A15 51, 4A17 51	Collaro 4A15 51, 4A17 51	Collaro 4A15 51, 4A17 51	Collaro 4A15 51, 4A17 51
Lighting	-	LED lighting Illuminant 1x LED / 7,2 W Energy efficiency class A-A++	-	LED lighting Illuminant 1x LED / 7,2 W Energy efficiency class A-A++
Equipped with	1x Accessories package 1 2x pull-out compartments with non-slip mat	1x Accessories package 1 2x pull-out compartments with non-slip mat	1x Accessories package 1 2x pull-out compartments with non-slip mat	1x Accessories package 1 2x pull-out compartments with non-slip mat
Please note	Installation of surface-mounted washbasin with tap hole surface on left or right.	Installation of surface-mounted washbasin with tap hole surface on left or right.	Installation of surface-mounted washbasin with tap hole surface on left or right.	Installation of surface-mounted washbasin with tap hole surface on left or right.
Installation	wall-mounted	wall-mounted	wall-mounted	wall-mounted
Scope of delivery	fastening set included	fastening set included	fastening set included	fastening set included
DH, E8, FP, FQ, MS, VG, VH, VJ, VK	1.760,-	2.010,-	1.760,-	2.010,-
PD	2.025,-	2.315,-	2.025,-	2.315,-
	VANITY UNIT	VANITY UNIT	VANITY UNIT	VANITY UNIT
				
	NEW	NEW	NEW	NEW
Article number	C056 00 XX	C056 L0 XX	C053 00 XX	C053 L0 XX
Dimensions (w x h x d)	1000 x 548 x 500 mm	1000 x 548 x 500 mm	800 x 548 x 500 mm	800 x 548 x 500 mm
Version	washbasin on right	washbasin on right	washbasin on the middle	washbasin on the middle
For combination with	Collaro 4A15 51, 4A17 51	Collaro 4A15 51, 4A17 51	Collaro 4A15 51, 4A17 51	Collaro 4A15 51, 4A17 51
Lighting	-	LED lighting Illuminant 1x LED / 7,2 W Energy efficiency class A-A++	-	LED lighting Illuminant 1x LED / 5,7 W Energy efficiency class A-A++
Equipped with	1x Accessories package 1 2x pull-out compartments with non-slip mat	1x Accessories package 1 2x pull-out compartments with non-slip mat	1x Accessories package 1 2x pull-out compartments with non-slip mat	1x Accessories package 1 2x pull-out compartments with non-slip mat
Please note	Installation of surface-mounted washbasin with tap hole surface on left or right.	Installation of surface-mounted washbasin with tap hole surface on left or right.	Installation of surface-mounted washbasin with tap hole surface on left or right.	Installation of surface-mounted washbasin with tap hole surface on left or right.
Installation	wall-mounted	wall-mounted	wall-mounted	wall-mounted
Scope of delivery	fastening set included	fastening set included	fastening set included	fastening set included
DH, E8, FP, FQ, MS, VG, VH, VJ, VK	1.760,-	2.010,-	1.500,-	1.750,-
PD	2.025,-	2.315,-	1.725,-	1.975,-

XX = Insert front and body colour

DH = Glossy White, FP = Glossy Grey, MS = White Matt, PD = Black Matt





Lacquer, VG = Truffle Grey, VK = Soft Grey, E8 = White Wood, FQ = Oak


Graphite, VH = Arizona Oak, VJ = Nordic Oak

COLLARO

€ excl. VAT

Produced to order (Please note that it is not always possible to cancel or change orders!), The washbasins are to be ordered separately.

	VANITY UNIT	VANITY UNIT	VANITY UNIT	VANITY UNIT
				
	NEW	NEW	NEW	NEW
Article number	C052 00 XX	C052 L0 XX	C049 00 XX	C049 L0 XX
Dimensions (w x h x d)	1600 x 548 x 500 mm	1600 x 548 x 500 mm	1600 x 548 x 500 mm	1600 x 548 x 500 mm
Version	for 2 washbasins	for 2 washbasins	washbasin on the middle	washbasin on the middle
For combination with	Collaro 4A18 40, 4A21 38, 4A19 56, 4A20 56	Collaro 4A18 40, 4A21 38, 4A19 56, 4A20 56	Collaro 4A18 40, 4A21 38, 4A19 56, 4A20 56	Collaro 4A18 40, 4A21 38, 4A19 56, 4A20 56
Lighting	-	LED lighting Illuminant 1x LED / 11,9 W Energy efficiency class A-A++	-	LED lighting Illuminant 1x LED / 11,9 W Energy efficiency class A-A++
Equipped with	2x Accessories package 1 4x pull-out compartments with non-slip mat	2x Accessories package 1 4x pull-out compartments with non-slip mat	2x Accessories package 1 4x pull-out compartments with non-slip mat	2x Accessories package 1 4x pull-out compartments with non-slip mat
Installation	wall-mounted	wall-mounted	wall-mounted	wall-mounted
Scope of delivery	fastening set included	fastening set included	fastening set included	fastening set included
DH, E8, FP, FQ, MS, VG, VH, VJ, VK	2.675,-	2.925,-	2.675,-	2.925,-
PD	3.080,-	3.360,-	3.080,-	3.360,-

	VANITY UNIT	VANITY UNIT	VANITY UNIT	VANITY UNIT
				
	NEW	NEW	NEW	NEW
Article number	C050 00 XX	C050 L0 XX	C051 00 XX	C051 L0 XX
Dimensions (w x h x d)	1600 x 548 x 500 mm	1600 x 548 x 500 mm	1600 x 548 x 500 mm	1600 x 548 x 500 mm
Version	washbasin on left	washbasin on left	washbasin on right	washbasin on right
For combination with	Collaro 4A18 40, 4A21 38, 4A19 56, 4A20 56	Collaro 4A18 40, 4A21 38, 4A19 56, 4A20 56	Collaro 4A18 40, 4A21 38, 4A19 56, 4A20 56	Collaro 4A18 40, 4A21 38, 4A19 56, 4A20 56
Lighting	-	LED lighting Illuminant 1x LED / 11,9 W Energy efficiency class A-A++	-	LED lighting Illuminant 1x LED / 11,9 W Energy efficiency class A-A++
Equipped with	2x Accessories package 1 4x pull-out compartments with non-slip mat	2x Accessories package 1 4x pull-out compartments with non-slip mat	2x Accessories package 1 4x pull-out compartments with non-slip mat	2x Accessories package 1 4x pull-out compartments with non-slip mat
Installation	wall-mounted	wall-mounted	wall-mounted	wall-mounted
Scope of delivery	fastening set included	fastening set included	fastening set included	fastening set included
DH, E8, FP, FQ, MS, VG, VH, VJ, VK	2.675,-	2.925,-	2.675,-	2.925,-
PD	3.080,-	3.360,-	3.080,-	3.360,-

XX = Insert front and body colour

DH = Glossy White, FP = Glossy Grey, MS = White Matt, PD = Black Matt


Lacquer, VG = Truffle Grey, VK = Soft Grey, E8 = White Wood, FQ = Oak

Graphite, VH = Arizona Oak, VJ = Nordic Oak

COLLARO

€ excl. VAT

Produced to order (Please note that it is not always possible to cancel or change orders!), The washbasins are to be ordered separately.

	VANITY UNIT	VANITY UNIT	VANITY UNIT	VANITY UNIT
				
	NEW	NEW	NEW	NEW
Article number	C048 00 XX	C048 L0 XX	C045 00 XX	C045 L0 XX
Dimensions (w x h x d)	1400 x 548 x 500 mm	1400 x 548 x 500 mm	1400 x 548 x 500 mm	1400 x 548 x 500 mm
Version	for 2 washbasins	for 2 washbasins	washbasin on the middle	washbasin on the middle
For combination with	Collaro 4A18 40, 4A21 38, 4A19 56, 4A20 56	Collaro 4A18 40, 4A21 38, 4A19 56, 4A20 56	Collaro 4A18 40, 4A21 38, 4A19 56, 4A20 56	Collaro 4A18 40, 4A21 38, 4A19 56, 4A20 56
Lighting	-	LED lighting Illuminant 1x LED / 10,4 W Energy efficiency class A-A++	-	LED lighting Illuminant 1x LED / 10,4 W Energy efficiency class A-A++
Equipped with	2x Accessories package 1 4x pull-out compartments with non-slip mat	2x Accessories package 1 4x pull-out compartments with non-slip mat	2x Accessories package 1 4x pull-out compartments with non-slip mat	2x Accessories package 1 4x pull-out compartments with non-slip mat
Installation	wall-mounted	wall-mounted	wall-mounted	wall-mounted
Scope of delivery	fastening set included	fastening set included	fastening set included	fastening set included
DH, E8, FP, FQ, MS, VG, VH, VJ, VK	2.400,-	2.650,-	2.400,-	2.650,-
PD	2.760,-	3.010,-	2.760,-	3.010,-

	VANITY UNIT	VANITY UNIT	VANITY UNIT	VANITY UNIT
				
	NEW	NEW	NEW	NEW
Article number	C046 00 XX	C046 L0 XX	C047 00 XX	C047 L0 XX
Dimensions (w x h x d)	1400 x 548 x 500 mm	1400 x 548 x 500 mm	1400 x 548 x 500 mm	1400 x 548 x 500 mm
Version	washbasin on left	washbasin on left	washbasin on right	washbasin on right
For combination with	Collaro 4A18 40, 4A21 38, 4A19 56, 4A20 56	Collaro 4A18 40, 4A21 38, 4A19 56, 4A20 56	Collaro 4A18 40, 4A21 38, 4A19 56, 4A20 56	Collaro 4A18 40, 4A21 38, 4A19 56, 4A20 56
Lighting	-	LED lighting Illuminant 1x LED / 10,4 W Energy efficiency class A-A++	-	LED lighting Illuminant 1x LED / 10,4 W Energy efficiency class A-A++
Equipped with	2x Accessories package 1 4x pull-out compartments with non-slip mat	2x Accessories package 1 4x pull-out compartments with non-slip mat	2x Accessories package 1 4x pull-out compartments with non-slip mat	2x Accessories package 1 4x pull-out compartments with non-slip mat
Installation	wall-mounted	wall-mounted	wall-mounted	wall-mounted
Scope of delivery	fastening set included	fastening set included	fastening set included	fastening set included
DH, E8, FP, FQ, MS, VG, VH, VJ, VK	2.400,-	2.650,-	2.400,-	2.650,-
PD	2.760,-	3.010,-	2.760,-	3.010,-

XX = Insert front and body colour

DH = Glossy White, FP = Glossy Grey, MS = White Matt, PD = Black Matt





Lacquer, VG = Truffle Grey, VK = Soft Grey, E8 = White Wood, FQ = Oak





Graphite, VH = Arizona Oak, VJ = Nordic Oak

COLLARO

€ excl. VAT

Produced to order (Please note that it is not always possible to cancel or change orders!), The washbasins are to be ordered separately.

	VANITY UNIT	VANITY UNIT	VANITY UNIT	VANITY UNIT
				
	NEW	NEW	NEW	NEW
Article number	C044 00 XX	C044 L0 XX	C041 00 XX	C041 L0 XX
Dimensions (w x h x d)	1200 x 548 x 500 mm	1200 x 548 x 500 mm	1200 x 548 x 500 mm	1200 x 548 x 500 mm
Version	for 2 washbasins	for 2 washbasins	washbasin on the middle	washbasin on the middle
For combination with	Collaro 4A18 40, 4A21 38, 4A19 56, 4A20 56	Collaro 4A18 40, 4A21 38, 4A19 56, 4A20 56	Collaro 4A18 40, 4A21 38, 4A19 56, 4A20 56	Collaro 4A18 40, 4A21 38, 4A19 56, 4A20 56
Lighting	-	LED lighting Illuminant 1x LED / 8,8 W Energy efficiency class A-A++	-	LED lighting Illuminant 1x LED / 8,8 W Energy efficiency class A-A++
Equipped with	2x Accessories package 1 4x pull-out compartments with non-slip mat	2x Accessories package 1 4x pull-out compartments with non-slip mat	2x Accessories package 1 4x pull-out compartments with non-slip mat	2x Accessories package 1 4x pull-out compartments with non-slip mat
Installation	wall-mounted	wall-mounted	wall-mounted	wall-mounted
Scope of delivery	fastening set included	fastening set included	fastening set included	fastening set included
DH, E8, FP, FQ, MS, VG, VH, VJ, VK	2.150,-	2.400,-	2.150,-	2.400,-
PD	2.470,-	2.720,-	2.470,-	2.720,-


	VANITY UNIT	VANITY UNIT	VANITY UNIT	VANITY UNIT
				
	NEW	NEW	NEW	NEW
Article number	C042 00 XX	C042 L0 XX	C043 00 XX	C043 L0 XX
Dimensions (w x h x d)	1200 x 548 x 500 mm	1200 x 548 x 500 mm	1200 x 548 x 500 mm	1200 x 548 x 500 mm
Version	washbasin on left	washbasin on left	washbasin on right	washbasin on right
For combination with	Collaro 4A18 40, 4A21 38, 4A19 56, 4A20 56	Collaro 4A18 40, 4A21 38, 4A19 56, 4A20 56	Collaro 4A18 40, 4A21 38, 4A19 56, 4A20 56	Collaro 4A18 40, 4A21 38, 4A19 56, 4A20 56
Lighting	-	LED lighting Illuminant 1x LED / 8,8 W Energy efficiency class A-A++	-	LED lighting Illuminant 1x LED / 8,8 W Energy efficiency class A-A++
Equipped with	2x Accessories package 1 4x pull-out compartments with non-slip mat	2x Accessories package 1 4x pull-out compartments with non-slip mat	2x Accessories package 1 4x pull-out compartments with non-slip mat	2x Accessories package 1 4x pull-out compartments with non-slip mat
Installation	wall-mounted	wall-mounted	wall-mounted	wall-mounted
Scope of delivery	fastening set included	fastening set included	fastening set included	fastening set included
DH, E8, FP, FQ, MS, VG, VH, VJ, VK	2.150,-	2.400,-	2.150,-	2.400,-
PD	2.470,-	2.720,-	2.470,-	2.720,-





XX = Insert front and body colour
 DH = Glossy White, FP = Glossy Grey, MS = White Matt, PD = Black Matt
 Lacquer, VG = Truffle Grey, VK = Soft Grey, E8 = White Wood, FQ = Oak
 Graphite, VH = Arizona Oak, VJ = Nordic Oak

COLLARO

€ excl. VAT

Produced to order (Please note that it is not always possible to cancel or change orders!), The washbasins are to be ordered separately.

	VANITY UNIT	VANITY UNIT	VANITY UNIT	VANITY UNIT
				
	NEW	NEW	NEW	NEW
Article number	C038 00 XX	C038 L0 XX	C039 00 XX	C039 L0 XX
Dimensions (w x h x d)	1000 x 548 x 500 mm	1000 x 548 x 500 mm	1000 x 548 x 500 mm	1000 x 548 x 500 mm
Version	washbasin on the middle	washbasin on the middle	washbasin on left	washbasin on left
For combination with	Collaro 4A18 40, 4A21 38, 4A19 56, 4A20 56	Collaro 4A18 40, 4A21 38, 4A19 56, 4A20 56	Collaro 4A18 40, 4A21 38, 4A19 56, 4A20 56	Collaro 4A18 40, 4A21 38, 4A19 56, 4A20 56
Lighting	-	LED lighting Illuminant 1x LED / 7,2 W Energy efficiency class A-A++	-	LED lighting Illuminant 1x LED / 7,2 W Energy efficiency class A-A++
Equipped with	1x Accessories package 1 2x pull-out compartments with non-slip mat	1x Accessories package 1 2x pull-out compartments with non-slip mat	1x Accessories package 1 2x pull-out compartments with non-slip mat	1x Accessories package 1 2x pull-out compartments with non-slip mat
Installation	wall-mounted	wall-mounted	wall-mounted	wall-mounted
Scope of delivery	fastening set included	fastening set included	fastening set included	fastening set included
DH, E8, FP, FQ, MS, VG, VH, VJ, VK	1.760,-	2.010,-	1.760,-	2.010,-
PD	2.025,-	2.315,-	2.025,-	2.315,-

	VANITY UNIT	VANITY UNIT	VANITY UNIT	VANITY UNIT
				
	NEW	NEW	NEW	NEW
Article number	C040 00 XX	C040 L0 XX	C037 00 XX	C037 L0 XX
Dimensions (w x h x d)	1000 x 548 x 500 mm	1000 x 548 x 500 mm	800 x 548 x 500 mm	800 x 548 x 500 mm
Version	washbasin on right	washbasin on right	washbasin on the middle	washbasin on the middle
For combination with	Collaro 4A18 40, 4A21 38, 4A19 56, 4A20 56	Collaro 4A18 40, 4A21 38, 4A19 56, 4A20 56	Collaro 4A18 40, 4A21 38, 4A19 56, 4A20 56	Collaro 4A18 40, 4A21 38, 4A19 56, 4A20 56
Lighting	-	LED lighting Illuminant 1x LED / 7,2 W Energy efficiency class A-A++	-	LED lighting Illuminant 1x LED / 5,7 W Energy efficiency class A-A++
Equipped with	1x Accessories package 1 2x pull-out compartments with non-slip mat	1x Accessories package 1 2x pull-out compartments with non-slip mat	1x Accessories package 1 2x pull-out compartments with non-slip mat	1x Accessories package 1 2x pull-out compartments with non-slip mat
Installation	wall-mounted	wall-mounted	wall-mounted	wall-mounted
Scope of delivery	fastening set included	fastening set included	fastening set included	fastening set included
DH, E8, FP, FQ, MS, VG, VH, VJ, VK	1.760,-	2.010,-	1.500,-	1.750,-
PD	2.025,-	2.315,-	1.725,-	1.975,-

XX = Insert front and body colour

DH = Glossy White, FP = Glossy Grey, MS = White Matt, PD = Black Matt


Lacquer, VG = Truffle Grey, VK = Soft Grey, E8 = White Wood, FQ = Oak


Graphite, VH = Arizona Oak, VJ = Nordic Oak

COLLARO

€ excl. VAT

Produced to order (Please note that it is not always possible to cancel or change orders!), The washbasins are to be ordered separately.

	TALL CABINET	TALL CABINET	TALL CABINET	TALL CABINET
				
Article number	C033 00 XX	C033 L0 XX	C033 01 XX	C033 L1 XX
Dimensions (w x h x d)	404 x 1538 x 349 mm	404 x 1538 x 349 mm	404 x 1538 x 349 mm	404 x 1538 x 349 mm
Hinges	hinges on left	hinges on left	hinges on right	hinges on right
Lighting	-	LED lighting Illuminant 1x LED / 2,7 W Energy efficiency class A-A++	-	LED lighting Illuminant 1x LED / 2,7 W Energy efficiency class A-A++
Equipped with	2x doors 1x fixed shelf 3x glass shelves	2x doors 1x fixed shelf 3x glass shelves	2x doors 1x fixed shelf 3x glass shelves	2x doors 1x fixed shelf 3x glass shelves
Installation	wall-mounted	wall-mounted	wall-mounted	wall-mounted
Scope of delivery	fastening set included	fastening set included	fastening set included	fastening set included
DH, E8, FP, FQ, MS, VG, VH, VJ, VK	900,-	1.150,-	900,-	1.150,-
PD	1.035,-	1.325,-	1.035,-	1.325,-

	TALL CABINET	TALL CABINET	TALL CABINET	TALL CABINET
				
Article number	C034 00 XX	C034 L0 XX	C034 01 XX	C034 L1 XX
Dimensions (w x h x d)	454 x 1538 x 349 mm	454 x 1538 x 349 mm	454 x 1538 x 349 mm	454 x 1538 x 349 mm
Hinges	hinges on left	hinges on left	hinges on right	hinges on right
Lighting	-	LED lighting Illuminant 1x LED / 3,1 W Energy efficiency class A-A++	-	LED lighting Illuminant 1x LED / 3,1 W Energy efficiency class A-A++
Equipped with	2x doors with a laundry basket 1x glass shelf	2x doors with a laundry basket 1x glass shelf	2x doors with a laundry basket 1x glass shelf	2x doors with a laundry basket 1x glass shelf
Installation	wall-mounted	wall-mounted	wall-mounted	wall-mounted
Scope of delivery	fastening set included	fastening set included	fastening set included	fastening set included
DH, E8, FP, FQ, MS, VG, VH, VJ, VK	1.300,-	1.550,-	1.300,-	1.550,-
PD	1.495,-	1.785,-	1.495,-	1.785,-



XX = Insert front and body colour

DH = Glossy White, FP = Glossy Grey, MS = White Matt, PD = Black Matt
Lacquer, VG = Truffle Grey, VK = Soft Grey, E8 = White Wood, FQ = Oak
Graphite, VH = Arizona Oak, VJ = Nordic Oak

COLLARO

€ excl. VAT

Produced to order (Please note that it is not always possible to cancel or change orders!), The washbasins are to be ordered separately.

	TALL CABINET	TALL CABINET	TALL CABINET	TALL CABINET
				
Article number	C035 D0 XX	C035 LD XX	C036 D1 XX	C036 LD XX
Dimensions (w x h x d)	404 x 1538 x 349 mm	404 x 1538 x 349 mm	404 x 1538 x 349 mm	404 x 1538 x 349 mm
Hinges	hinges on left	hinges on left	hinges on right	hinges on right
Lighting	-	LED lighting Illuminant 1x LED / 11,6 W Energy efficiency class A-A++	-	LED lighting Illuminant 1x LED / 11,6 W Energy efficiency class A-A++
Equipped with	1 x door with mirror on both sides 1x fixed shelf 3x glass shelves 2x sockets	1 x door with mirror on both sides 1x fixed shelf 3x glass shelves 2x sockets	1 x door with mirror on both sides 1x fixed shelf 3x glass shelves 2x sockets	1 x door with mirror on both sides 1x fixed shelf 3x glass shelves 2x sockets
Installation	wall-mounted	wall-mounted	wall-mounted	wall-mounted
Scope of delivery	fastening set included	fastening set included	fastening set included	fastening set included
DH, E8, FP, FQ, MS, VG, VH, VJ, VK	1.200,-	1.450,-	1.200,-	1.450,-
PD	1.380,-	1.670,-	1.380,-	1.670,-
	SIDE CABINET	SIDE CABINET	SIDE CABINET	SIDE CABINET
				
Article number	C032 00 XX	C032 L0 XX	C032 01 XX	C032 L1 XX
Dimensions (w x h x d)	404 x 748 x 349 mm	404 x 748 x 349 mm	404 x 748 x 349 mm	404 x 748 x 349 mm
Hinges	hinges on left	hinges on left	hinges on right	hinges on right
Lighting	-	LED lighting Illuminant 1x LED / 2,7 W Energy efficiency class A-A++	-	LED lighting Illuminant 1x LED / 2,7 W Energy efficiency class A-A++
Equipped with	1x door 1x drawer with non-slip mat 1x glass shelf	1x door 1x drawer with non-slip mat 1x glass shelf	1x door 1x drawer with non-slip mat 1x glass shelf	1x door 1x drawer with non-slip mat 1x glass shelf
Installation	wall-mounted	wall-mounted	wall-mounted	wall-mounted
Scope of delivery	fastening set included	fastening set included	fastening set included	fastening set included
DH, E8, FP, FQ, MS, VG, VH, VJ, VK	980,-	1.230,-	980,-	1.230,-
PD	1.125,-	1.415,-	1.125,-	1.415,-

COLLARO



XX = Insert front and body colour

 DH = Glossy White, FP = Glossy Grey, MS = White Matt, PD = Black Matt
 Lacquer, VG = Truffle Grey, VK = Soft Grey, E8 = White Wood, FQ = Oak
 Graphite, VH = Arizona Oak, VJ = Nordic Oak

COLLARO

€ excl. VAT

Produced to order (Please note that it is not always possible to cancel or change orders!), The washbasins are to be ordered separately.

	REMOTE CONTROL, INCLUDING MOUNT
	
	
Article number	G999 02 00
Dimensions (w x h x d)	40 x 10 x 115 mm
Description	one remote control for all Collaro and Finion articles, is required to operate all Collaro and Finion lighting elements
Scope of delivery	not included in scope of delivery
	41,-

EVANA

Sanitaryware

- Mainstream segment

PRO.VILLEROY-BOCH.COM/TECHNICALDRAWINGS



Ceramic colours



01 = White Alpin



R1 = White Alpin
CeramicPlus

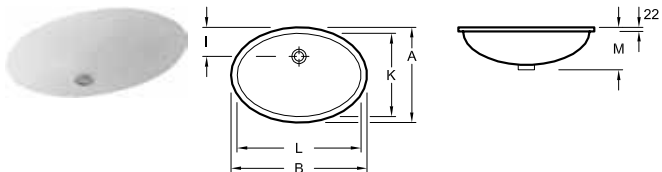
EVANA

€ excl. VAT





registered design

Please order tap fittings and soap dispenser separately

UNDERCOUNTER WASHBASIN



Article no.	A	B	I	K	L	M
614400XX	475	675	150	415	615	215
614700XX	410	570	140	350	500	220
614746XX	365	520	125	305	455	190

Article number	Description	01	 R1	pcs/ pal.	kg/ pc.
6144 00 XX	615 x 415 mm without tap hole area 	471,-	556,-	12	13,7
6147 00 XX	500 x 350 mm without tap hole area 	359,-	444,-	16	10,43
6147 46 XX	455 x 305 mm without tap hole area 	356,-	441,-	28	10,43

outside surface glazed, the hole for the washbasin can only be cut out using the original washbasin because tolerances of several millimetres are possible, fastening set included

For further information about matching valves, see pages 379-383

FINION

Sanitaryware and Bathroom Furniture

PRO.VILLEROY-BOCH.COM/TECHNICALDRAWINGS

- Premium segment
- Matching furniture programme Finion
- Match washbasins in the collections Artis, Collaro, Finion, Memento 2.0
- Selected washbasins also match the furniture programme Legato



Ceramic colours




Front- / Body- / Shelf colours



Additional Shelf colour



Top colours

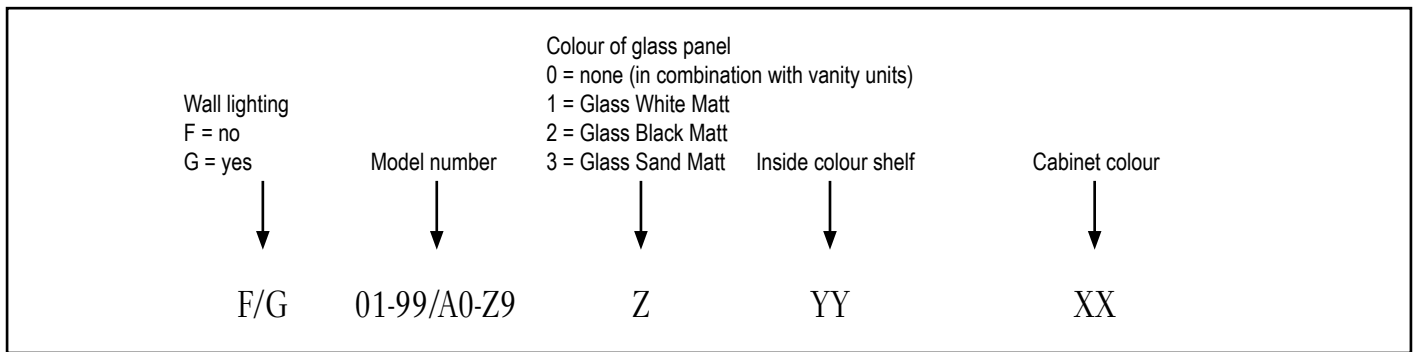


FINION

FINION

Bathroom furniture

The article numbers for the Finion bathroom furniture are made up as follows:



Individual bathroom design

As the cabinet colour and shelf colour* can be freely combined, colours can be used to add a personal touch to the bathroom.



* HF - Gold Matt Lacquer only available as shelf colour



Comprehensive lighting concept

The collection's comprehensive lighting concept is operated via a control unit. This can be ordered separately under the following article number: G999 02 00.

This enables the operation of both the entire lighting concept and individual lighting elements.

- Shelf elements are always lit indirectly
- Certain specific shelf modules are also available without illumination
- All furniture models are available as an option with wall lighting
- LED lighting, continuously dimmable, freely adjustable light colour from daylight white to warm white
- Finion bath lighting can be added
- Only one control unit needed per bathroom
- Factory default setting of the lighting elements can also be modified individually at a later stage

Bath ceramic

ViFlow outlet and overflow system for Finion washbasins

ViFlow performs the overflow function and is concealed below the washbasin.

- Ceramic valve cover in the colours White Alpin, Star White and Stone White
- To match tap fittings with turn knob operation
- Closing valve without moving the ceramic valve cover
- Variable adjustment of the overflow height and water level
- Hygienic thanks to optimum flow properties
- Tested as per EN 274-3



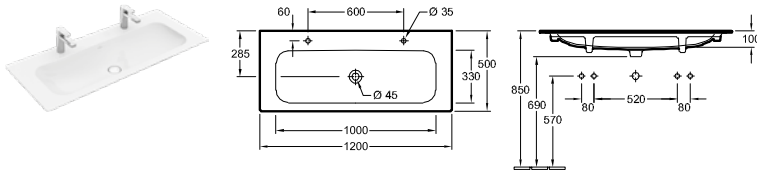
FINION

€ excl. VAT

registered design

Please order tap fittings and soap dispenser separately

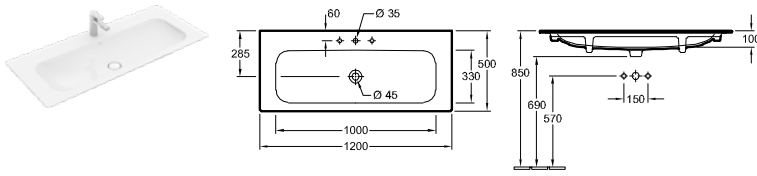
VANITY WASHBASIN



Article number	Description	Titan Ceram	plus	plus	plus	pcs/ pal.	kg/ pc.
			R1	R2	RW		
4164 C1 XX	1200 x 500 mm 2x \bigcirc \bigcirc		1.259,-	1.259,-	1.494,-	-	6 23,7

incl. uncloseable valve with ceramic valve cover, matching furniture programme: Finion

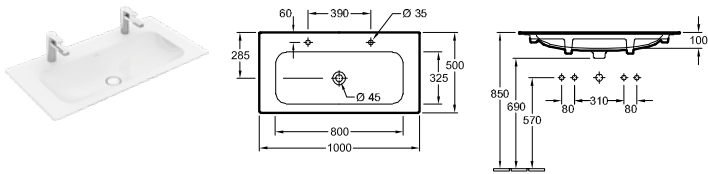
VANITY WASHBASIN



Article number	Description	Titan Ceram	plus	plus	plus	pcs/ pal.	kg/ pc.
			R1	R2	RW		
4164 C5 XX	1200 x 500 mm \bigcirc \bigcirc \bigcirc \bigcirc incl. closing valve with ceramic valve cover		1.259,-	1.259,-	1.494,-	-	6 23,7
4164 C2 XX	1200 x 500 mm \bigcirc \bigcirc \bigcirc \bigcirc incl. uncloseable valve with ceramic valve cover		1.259,-	1.259,-	1.494,-	-	6 23,7
4164 CB XX	1200 x 500 mm \bigcirc \bigcirc \bigcirc \bigcirc incl. concealed ViFlow overflow with ceramic valve cover	ViFlow	1.344,-	1.344,-	1.579,-	-	6 23,7
4164 C3 XX	1200 x 500 mm \bigcirc \bigcirc \bigcirc \bigcirc incl. uncloseable valve with ceramic valve cover		1.297,-	1.297,-	1.532,-	-	6 23,7

matching furniture programme: Finion

VANITY WASHBASIN



Article number	Description	Titan Ceram	plus	plus	plus	pcs/ pal.	kg/ pc.
			R1	R2	RW		
4164 A1 XX	1000 x 500 mm 2x \bigcirc \bigcirc		1.007,-	1.007,-	1.191,-	-	6 21,1

incl. uncloseable valve with ceramic valve cover, matching furniture programme: Finion

XX = Colour code to be indicated
R1 = White Alpin CeramicPlus, R2 = Star White CeramicPlus, RW = Stone White CeramicPlus

FINION

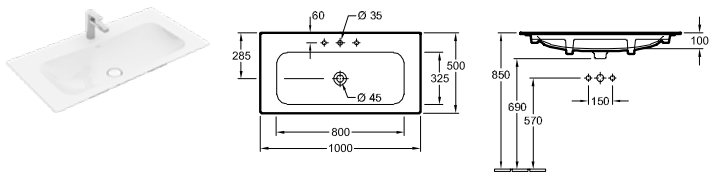
FINION














€ excl. VAT

registered design

Please order tap fittings and soap dispenser separately

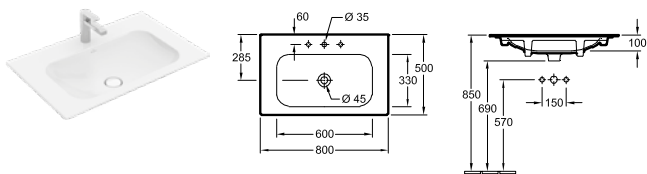
VANITY WASHBASIN
















Article number	Description		plus R1	plus R2	plus RW		pcs/ pal.	kg/ pc.
4164 A0 XX	1000 x 500 mm   incl. closing valve with ceramic valve cover		1.007,-	1.007,-	1.191,-	-	6	21,15
4164 A2 XX	1000 x 500 mm   incl. unclosable valve with ceramic valve cover		1.007,-	1.007,-	1.191,-	-	6	21,1
4164 AB XX	1000 x 500 mm   incl. concealed ViFlow overflow with ceramic valve cover	 	1.092,-	1.092,-	1.276,-	-	6	21,1
4164 A3 XX	1000 x 500 mm   incl. unclosable valve with ceramic valve cover		1.045,-	1.045,-	1.229,-	-	6	21,1

matching furniture programme: Finion

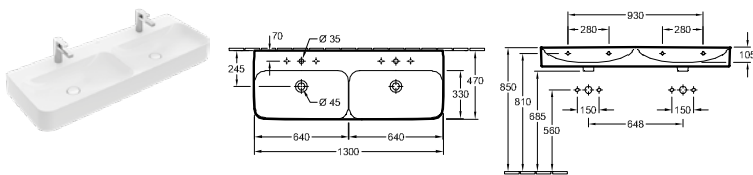
VANITY WASHBASIN













Article number	Description		plus R1	plus R2	plus RW		pcs/ pal.	kg/ pc.
4164 80 XX	800 x 500 mm   incl. closing valve with ceramic valve cover		809,-	809,-	954,-	-	6	16,75
4164 81 XX	800 x 500 mm   incl. unclosable valve with ceramic valve cover		809,-	809,-	954,-	-	6	16,8
4164 84 XX	800 x 500 mm   incl. concealed ViFlow overflow with ceramic valve cover	 	894,-	894,-	1.039,-	-	6	16,8
4164 83 XX	800 x 500 mm   incl. unclosable valve with ceramic valve cover		847,-	847,-	992,-	-	6	16,8

matching furniture programme: Finion

DOUBLE WASHBASIN



Article number	Description		plus R1	plus R2	plus RW		pcs/ pal.	kg/ pc.
4139 D5 XX	1300 x 470 mm 2x   incl. closing valve with ceramic valve cover		1.321,-	1.321,-	1.568,-	-	6	37,6
4139 D2 XX	1300 x 470 mm 2x   incl. unclosable valve with ceramic valve cover		1.321,-	1.321,-	1.568,-	-	6	37,6
4139 D8 XX	1300 x 470 mm 2x   incl. concealed ViFlow overflow with ceramic valve cover	 	1.406,-	1.406,-	1.653,-	-	6	37,6

wall fastening

9221 49 00	WASHBASIN INSTALLATION ELEMENT 525 x 1120 x 75 mm For further ViConnect models, see pages 367-378		-	-	-	175,-		8,05
------------	--	---	---	---	---	-------	--	------

XX = Colour code to be indicated

R1 = White Alpin CeramicPlus, R2 = Star White CeramicPlus, RW = Stone White CeramicPlus

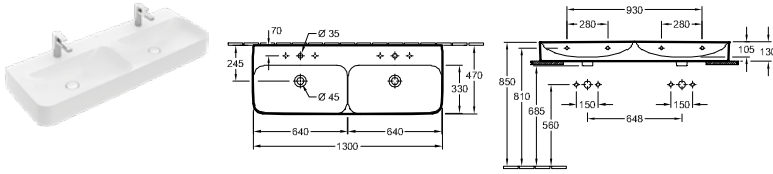
FINION











€ excl. VAT

registered design

Please order tap fittings and soap dispenser separately

DOUBLE WASHBASIN

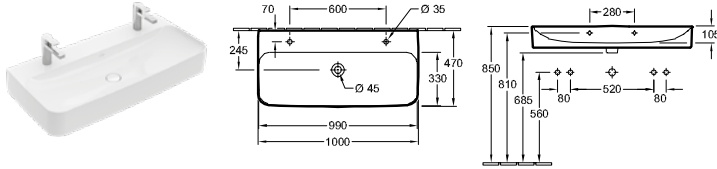





Article number	Description		plus			pcs/ pal.	kg/ pc.
			R1	R2	RW		
4139 DK XX	1300 x 470 mm 2x   incl. closing valve with ceramic valve cover		1.389,-	1.389,-	1.636,-	-	6 37,6
4139 DG XX	1300 x 470 mm 2x   incl. unclosable valve with ceramic valve cover		1.389,-	1.389,-	1.636,-	-	6 37,6
4139 DC XX	1300 x 470 mm 2x   incl. concealed ViFlow overflow with ceramic valve cover	 	1.474,-	1.474,-	1.721,-	-	6 37,6

ground underside, wall fastening, matching furniture programme: Finion

9221 49 00	WASHBASIN INSTALLATION ELEMENT 525 x 1120 x 75 mm For further ViConnect models, see pages 367-378		-	-	-	175,-	8,05
------------	--	---	---	---	---	-------	------

WASHBASIN

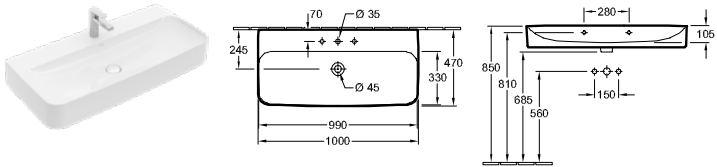












Article number	Description		plus			pcs/ pal.	kg/ pc.
			R1	R2	RW		
4168 A1 XX	1000 x 470 mm 2x  		1.028,-	1.028,-	1.217,-	-	6 28

wall fastening, incl. unclosable valve with ceramic valve cover

9221 49 00	WASHBASIN INSTALLATION ELEMENT 525 x 1120 x 75 mm For further ViConnect models, see pages 367-378		-	-	-	175,-	8,05
------------	--	---	---	---	---	-------	------

WASHBASIN



Article number	Description		plus			pcs/ pal.	kg/ pc.
			R1	R2	RW		
4168 A5 XX	1000 x 470 mm   incl. closing valve with ceramic valve cover		1.028,-	1.028,-	1.217,-	-	6 28
4168 A2 XX	1000 x 470 mm   incl. unclosable valve with ceramic valve cover		1.028,-	1.028,-	1.217,-	-	6 28
4168 AB XX	1000 x 470 mm   incl. concealed ViFlow overflow with ceramic valve cover	 	1.113,-	1.113,-	1.302,-	-	6 28

wall fastening

9221 49 00	WASHBASIN INSTALLATION ELEMENT 525 x 1120 x 75 mm For further ViConnect models, see pages 367-378		-	-	-	175,-	8,05
------------	--	---	---	---	---	-------	------

XX = Colour code to be indicated

R1 = White Alpin CeramicPlus, R2 = Star White CeramicPlus, RW = Stone White CeramicPlus

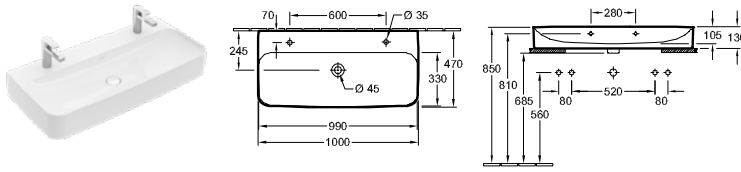
FINION

€ excl. VAT

registered design

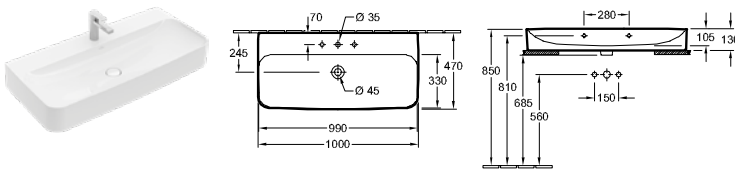
Please order tap fittings and soap dispenser separately

WASHBASIN



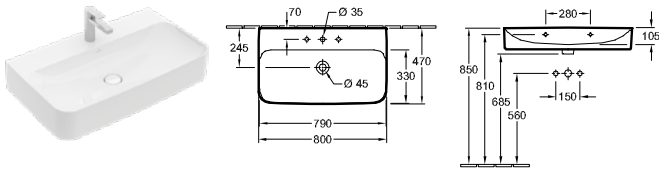
Article number	Description		plus R1	plus R2	plus RW		pcs/ pal.	kg/ pc.
4168 1L XX	1000 x 470 mm 2x \bigcirc \bigcirc	Titan Ceram	1.096,-	1.096,-	1.285,-	-	6	28
ground underside, wall fastening, incl. unclosable valve with ceramic valve cover, matching furniture programme: Finion								
9221 49 00	WASHBASIN INSTALLATION ELEMENT 525 x 1120 x 75 mm For further ViConnect models, see pages 367-378		-	-	-	175,-		8,05

WASHBASIN



Article number	Description		plus R1	plus R2	plus RW		pcs/ pal.	kg/ pc.
4168 1G XX	1000 x 470 mm \bigcirc \bigcirc \bigcirc incl. closing valve with ceramic valve cover	Titan Ceram	1.096,-	1.096,-	1.285,-	-	6	28
4168 1H XX	1000 x 470 mm \bigcirc \bigcirc \bigcirc \bigcirc incl. unclosable valve with ceramic valve cover	Titan Ceram	1.096,-	1.096,-	1.285,-	-	6	28
4168 1B XX	1000 x 470 mm \bigcirc \bigcirc \bigcirc \bigcirc \bigcirc incl. concealed ViFlow overflow with ceramic valve cover	ViFlow Titan Ceram	1.181,-	1.181,-	1.370,-	-	6	28
ground underside, wall fastening, matching furniture programme: Finion								
9221 49 00	WASHBASIN INSTALLATION ELEMENT 525 x 1120 x 75 mm For further ViConnect models, see pages 367-378		-	-	-	175,-		8,05

WASHBASIN



Article number	Description		plus R1	plus R2	plus RW		pcs/ pal.	kg/ pc.
4168 80 XX	800 x 470 mm \bigcirc \bigcirc \bigcirc incl. closing valve with ceramic valve cover	Titan Ceram	887,-	887,-	1.047,-	-	12	23,8
4168 81 XX	800 x 470 mm \bigcirc \bigcirc \bigcirc \bigcirc incl. unclosable valve with ceramic valve cover	Titan Ceram	887,-	887,-	1.047,-	-	12	23,8
4168 84 XX	800 x 470 mm \bigcirc \bigcirc \bigcirc \bigcirc \bigcirc incl. concealed ViFlow overflow with ceramic valve cover	ViFlow Titan Ceram	972,-	972,-	1.132,-	-	12	23,8
wall fastening								
9221 49 00	WASHBASIN INSTALLATION ELEMENT 525 x 1120 x 75 mm For further ViConnect models, see pages 367-378		-	-	-	175,-		8,05

XX = Colour code to be indicated

R1 = White Alpin CeramicPlus, R2 = Star White CeramicPlus, RW = Stone White CeramicPlus

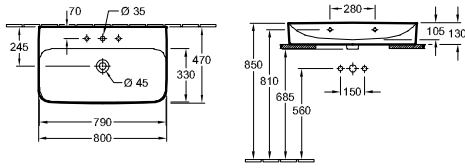
FINION

€ excl. VAT

registered design

Please order tap fittings and soap dispenser separately

WASHBASIN

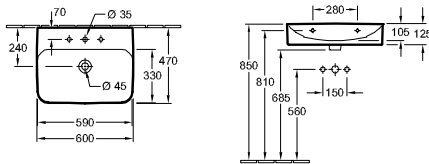


Article number	Description	plus			pcs/ pal.	kg/ pc.		
		R1	R2	RW				
4168 8G XX	800 x 470 mm incl. closing valve with ceramic valve cover		955,-	955,-	1.115,-	-	12	23,8
4168 8L XX	800 x 470 mm incl. unclosable valve with ceramic valve cover		955,-	955,-	1.115,-	-	12	23,8
4168 8C XX	800 x 470 mm incl. concealed ViFlow overflow with ceramic valve cover		1.040,-	1.040,-	1.200,-	-	12	23,8

ground underside, wall fastening, matching furniture programme: Finion

9221 49 00	WASHBASIN INSTALLATION ELEMENT 525 x 1120 x 75 mm For further ViConnect models, see pages 367-378		-	-	-	175,-		8,05
------------	--	--	---	---	---	-------	--	------

WASHBASIN

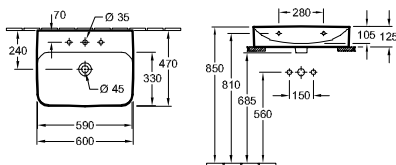


Article number	Description	plus			pcs/ pal.	kg/ pc.		
		R1	R2	RW				
4168 60 XX	600 x 470 mm incl. closing valve with ceramic valve cover		558,-	558,-	653,-	-	10	17,5
4168 61 XX	600 x 470 mm incl. unclosable valve with ceramic valve cover		558,-	558,-	653,-	-	10	17,5
4168 64 XX	600 x 470 mm incl. concealed ViFlow overflow with ceramic valve cover		643,-	643,-	738,-	-	10	17,5

wall fastening

9221 49 00	WASHBASIN INSTALLATION ELEMENT 525 x 1120 x 75 mm For further ViConnect models, see pages 367-378		-	-	-	175,-		8,05
------------	--	--	---	---	---	-------	--	------

WASHBASIN



Article number	Description	plus			pcs/ pal.	kg/ pc.		
		R1	R2	RW				
4168 6G XX	600 x 470 mm incl. closing valve with ceramic valve cover		626,-	626,-	721,-	-	10	17,5
4168 6L XX	600 x 470 mm incl. unclosable valve with ceramic valve cover		626,-	626,-	721,-	-	10	17,5
4168 6C XX	600 x 470 mm incl. concealed ViFlow overflow with ceramic valve cover		711,-	711,-	806,-	-	10	17,5

ground underside, wall fastening, matching furniture programme: Finion

9221 49 00	WASHBASIN INSTALLATION ELEMENT 525 x 1120 x 75 mm For further ViConnect models, see pages 367-378		-	-	-	175,-		8,05
------------	--	--	---	---	---	-------	--	------

XX = Colour code to be indicated

R1 = White Alpin CeramicPlus, R2 = Star White CeramicPlus, RW = Stone White CeramicPlus

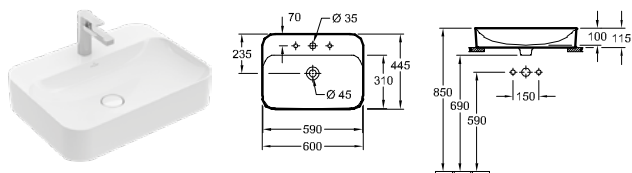
FINION

€ excl. VAT

registered design

Please order tap fittings and soap dispenser separately

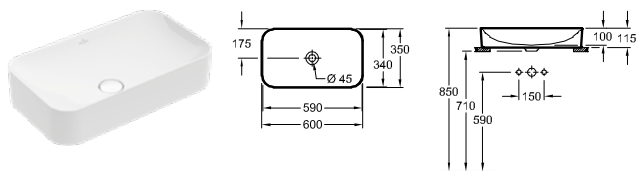
SURFACE-MOUNTED WASHBASIN



Article number	Description		plus			pcs/ pal.	kg/ pc.
			R1	R2	RW		
4142 60 XX	600 x 445 mm incl. closing valve with ceramic valve cover, fastening set included, incl. template		634,-	634,-	744,-	-	12 16,4
4142 61 XX	600 x 445 mm incl. unclosable valve with ceramic valve cover, fastening set included, incl. template		634,-	634,-	744,-	-	12 16,4
4142 64 XX	600 x 445 mm incl. concealed ViFlow overflow with ceramic valve cover, fastening set included, incl. template		719,-	719,-	829,-	-	12 16,4

Recommendation: to be installed with a gap of at least 35 mm between the washbasin and the wall, matching furniture programme: Finion

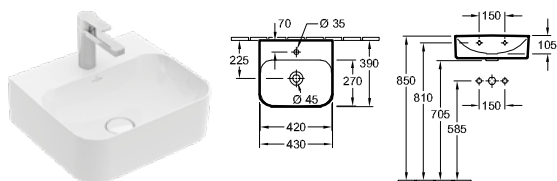
SURFACE-MOUNTED WASHBASIN



Article number	Description		plus			pcs/ pal.	kg/ pc.
			R1	R2	RW		
4143 61 XX	600 x 350 mm for wall-mounted washbasin mixers or tall pillar tap fittings, without tap hole area		668,-	668,-	784,-	-	10 11,7

incl. unclosable valve with ceramic valve cover, fastening set included, incl. installation instructions, matching furniture programme: Finion

HANDWASHBASIN



Article number	Description		plus			pcs/ pal.	kg/ pc.
			R1	R2	RW		
4364 43 XX	430 x 390 mm incl. unclosable valve with ceramic valve cover		465,-	465,-	541,-	-	16 10,8
4364 44 XX	430 x 390 mm incl. concealed ViFlow overflow with ceramic valve cover		550,-	550,-	626,-	-	16 10,8

wall fastening

9221 49 00	WASHBASIN INSTALLATION ELEMENT 525 x 1120 x 75 mm For further ViConnect models, see pages 367-378		-	-	-	175,-	8,05
------------	--	--	---	---	---	-------	------

XX = Colour code to be indicated

R1 = White Alpin CeramicPlus, R2 = Star White CeramicPlus, RW = Stone White CeramicPlus

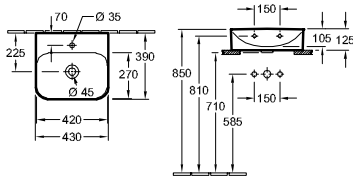
FINION

€ excl. VAT

registered design

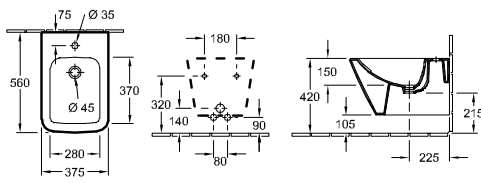
Please order tap fittings and soap dispenser separately

HANDWASHBASIN



Article number	Description	plus			pcs/pal.	kg/pc.
		R1	R2	RW		
4364 4L XX	430 x 390 mm incl. unclosable valve with ceramic valve cover	533,-	533,-	609,-	-	16 10,8
4364 4C XX	430 x 390 mm incl. concealed ViFlow overflow with ceramic valve cover	618,-	618,-	694,-	-	16 10,8
9221 49 00	WASHBASIN INSTALLATION ELEMENT 525 x 1120 x 75 mm For further ViConnect models, see pages 367-378	-	-	-	175,-	8,05

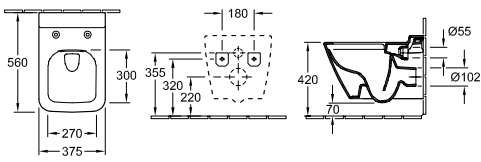
BIDET



Article number	Description	plus			pcs/pal.	kg/pc.
		R1	R2	RW		
4465 00 XX	375 x 560 mm	838,-	838,-	988,-	-	12 24
9953 00 00	FASTENING FRAME (optional)	-	-	-	180,-	2,93
9221 48 00	BIDET INSTALLATION SYSTEM 525 x 1120 x 100 mm For further ViConnect models, see pages 367-378	-	-	-	280,-	10 10,54

WASHDOWN TOILET, RIMLESS

DirectFlush



Article number	Description	plus			pcs/pal.	kg/pc.
		R1	R2	RW		
4664 R0 XX	375 x 560 mm	645,-	645,-	757,-	-	12 29
9M88 S1 XX	TOILET SEAT AND COVER with QuickRelease and SoftClosing hinges, hinges in stainless steel	232,-	255,-	278,-	-	108 2,7
9222 87 00	VIPROTECT SOUNDPROOFING SET (optional) incl. accessories	-	-	-	19,-	600 0,09
9224 61 00	TOILET INSTALLATION SYSTEM for dry-wall construction, standard height 525 x 1120 x 135 mm For further ViConnect models, see pages 367-378	-	-	-	320,-	10 14
9224 65 00	TOILET INSTALLATION SYSTEM for dry-wall construction, low 450 x 1120 x 165 mm For further ViConnect models, see pages 367-378	-	-	-	432,-	8 19,78

XX = Colour code to be indicated

R1 = White Alpin CeramicPlus, R2 = Star White CeramicPlus, RW = Stone White CeramicPlus

FINION

€ excl. VAT

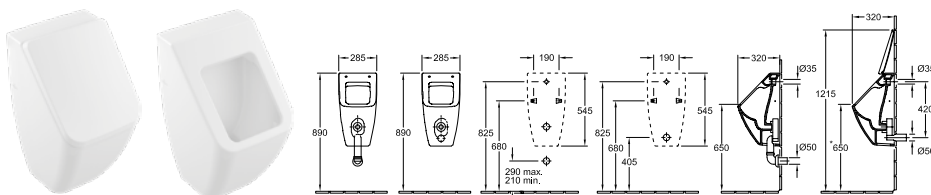
registered design

Please order tap fittings and soap dispenser separately

SIPHONIC URINAL

DirectFlush

We recommend the urinal from VENTICELLO for use with FINION



Article number	Description	01	plus R1	plus R2	plus RW		pcs/ pal.	kg/ pc.
5504 R1 XX	285 x 545 x 315 mm for cover	497,-	582,-	681,-	681,-	-	15	17
5504 R0 XX	285 x 545 x 315 mm without cover	483,-	568,-	665,-	665,-	-	15	17























with fastening set for concealed fastening, concealed water inlet, Outlet may be concealed depending on the type of extractor section

8M10 S1 XX	COVER with SoftClosing hinges, chrome hinges	220,-	-	242,-	264,-	-	240	1.3
9326 00 00	EXTRACTOR (optional) horizontal outlet, Flush volume: 1,0 l	-	-	-	-	79,-		0,16
9327 00 00	EXTRACTOR (optional) vertical outlet, Flush volume: 1,0 l	-	-	-	-	79,-		0,18
9319 00 00	CONNECTION PIECES (optional) comprising: collar, outlet elbow, drain pipe 150 mm long	-	-	-	-	126,-		0,23
9933 00 00	WATER-INLET CONNECTOR (optional)	-	-	-	-	52,-		0,2
9190 B1 00	PRODETECT 2 RADAR FLUSH CONTROL FOR URINALS (optional) electronic urinal flushing system, battery-operated (6 x 1.5 V AAA required), pipe thread inlet connector 1/2"	-	-	-	-	1.008,-		0,97
9190 N1 00	PRODETECT 2 RADAR FLUSH CONTROL FOR URINALS (optional) electronic urinal flushing system, mains-powered (110 - 240 V), Bluetooth-compatible thanks to optional adapter, pipe thread inlet connector 1/2"	-	-	-	-	977,-		1,01
9190 61 00	BLUETOOTH ADAPTER (optional) Bluetooth-adapter for 9190 N1 for wireless function change and maintenance, incl. free app for iOS and Android, suitable for smartphones and tablets	-	-	-	-	272,-		0,03
9190 57 00	ADAPTER FOR MAINS POWER SUPPLY CONNECTION (optional) Recommendation: to be installed with power supply unit 9190 N1 00	-	-	-	-	107,-		0,04
9221 85 00	URINAL INSTALLATION SYSTEM FOR PRODETECT 525 x 1120 x 80 mm For further ViConnect models, see pages 367-378	-	-	-	-	225,-		7,15
9219 89 00	URINAL INSTALLATION SYSTEM 525 x 1120 x 98 mm For further ViConnect models, see pages 367-378	-	-	-	-	309,-		8,05

XX = Colour code to be indicated


















R1 = White Alpin CeramicPlus, R2 = Star White CeramicPlus, RW = Stone White CeramicPlus

FINION



















Width in mm		Finion									
											
		4364 4L/4C	4168 6G/6L/6C	4143 61	4142 60/61/64	4168 8G/8L/8C	4168 1L/1G/1H/1B	4139 DK/DG/DC	4164 80/81/83/84	4164 A0/A1/A2/ A3/AB	4164 C1/C2/C3/ C5/CB
800	Centrally positioned washbasin 	F08Z/G08Z (126)	F09Z/G09Z (126)	F22Z/G22Z (129) F63Z/G63Z (132)	F34Z/G34Z (135)						
	Centrally positioned washbasin 		F10Z/G10Z (125)	F23Z/G23Z (129) F64Z/G64Z (132)	F35Z/G35Z (135)	F10Z/G10Z (125)					
	Centrally positioned washbasin 		F11Z/G11Z (126)	F24Z/G24Z (129) F65Z/G65Z (132)	F36Z/G36Z (135)	F11Z/G11Z (126)					
1000	Centrally positioned washbasin 		F12Z/G12Z (126)	F25Z/G25Z (129) F66Z/G66Z (132)	F37Z/G37Z (135)	F12Z/G12Z (126)					
	Centrally positioned washbasin 		F13Z/G13Z (124)	F26Z/G26Z (127) F67Z/G67Z (130)	F38Z/G38Z (133)	F13Z/G13Z (124)	F13Z/G13Z (124)				
	Washbasin, right 		F14Z/G14Z (125)	F27Z/G27Z (128) F68Z/G68Z (131)	F39Z/G39Z (134)						
	Washbasin, left 		F15Z/G15Z (125)	F28Z/G28Z (128) F69Z/G69Z (131)	F40Z/G40Z (134)						
	Centrally positioned washbasin 		F16Z/G16Z (124)	F29Z/G29Z (128) F70Z/G70Z (131)	F41Z/G41Z (134)	F16Z/G16Z (124)	F16Z/G16Z (124)				
1600	Centrally positioned washbasin 		F17Z/G17Z (125)	F30Z/G30Z (128) F71Z/G71Z (131)	F42Z/G42Z (134)	F17Z/G17Z (125)	F17Z/G17Z (125)				
	For 2 washbasins 		F18Z/G18Z (123)	F31Z/G31Z (127) F72Z/G72Z (130)	F43Z/G43Z (133)						
	Centrally positioned washbasin 		F19Z/G19Z (124)	F32Z/G32Z (127) F73Z/G73Z (130)	F44Z/G44Z (133)	F19Z/G19Z (124)	F19Z/G19Z (124)	F20Z/G20Z (123)			
Centrally positioned washbasin 		F21Z/G21Z (124)	F33Z/G33Z (127) F74Z/G74Z (130)	F45Z/G45Z (133)	F21Z/G21Z (124)	F21Z/G21Z (124)					

FINION

FINION

Width in mm			Finion									
												
			4364 4L/4C	4168 6G/6L/6C	4143 61	4142 60/61/64	4168 8G/8L/8C	4168 1L/1G/1H/1B	4139 DK/DG/DC	4164 80/81/83/84	4164 A0/A1/A2/ A3/AB	4164 C1/C2/C3/ C5/CB
800	-								F010/G010 (123)			
1000	-									F020/G020 (122)		
	-									F030/G030 (122)		
	-									F040/G040 (122)		
1200	-										F050/G050 (121)	
	-										F060/G060 (121)	
	-										F070/G070 (122)	





















FINION

			Memento 2.0					
								
			4A22 5G/5L*/5F	4A22 6G/6L*/6F	4A22 8G/8L*/8F	4A22 1G/1H*/1F/1K	4A22 CL/CH*/CG/CF	4A07 60/61*
800	Centrally positioned washbasin		F08Z/G08Z (126)	F09Z/G09Z (126)				F34Z/G34Z (135)
1000	Centrally positioned washbasin			F10Z/G10Z (125)	F10Z/G10Z (125)			F35Z/G35Z (135)
	Centrally positioned washbasin			F11Z/G11Z (126)	F11Z/G11Z (126)			F36Z/G36Z (135)
	Centrally positioned washbasin			F12Z/G12Z (126)	F12Z/G12Z (126)			F37Z/G37Z (135)
1200	Centrally positioned washbasin			F13Z/G13Z (124)	F13Z/G13Z (124)	F13Z/G13Z (124)		F38Z/G38Z (133)
	Washbasin, right			F14Z/G14Z (125)				F39Z/G39Z (134)
	Washbasin, left			F15Z/G15Z (125)				F40Z/G40Z (134)
	Centrally positioned washbasin			F16Z/G16Z (124)	F16Z/G16Z (124)	F16Z/G16Z (124)		F41Z/G41Z (134)
	Centrally positioned washbasin			F17Z/G17Z (125)	F17Z/G17Z (125)	F17Z/G17Z (125)		F42Z/G42Z (134)
1600	For 2 washbasins			F18Z/G18Z (123)				F43Z/G43Z (133)
	Centrally positioned washbasin			F19Z/G19Z (124)	F19Z/G19Z (124)	F19Z/G19Z (124)	F19Z/G19Z (124)	F44Z/G44Z (133)
	Centrally positioned washbasin			F21Z/G21Z (124)	F21Z/G21Z (124)	F21Z/G21Z (124)	F21Z/G21Z (124)	F45Z/G45Z (133)

* also available with ViFlow

FINION

Combination options for Finion furniture with washbasins from different collections

Width in mm		Artis				Collaro			
									
		4178 41	4179 43	4198 61	4172 58	4A18 40	4A21 38	4A19 56	4A20 56
800	Centrally positioned washbasin 	F99Z/G99Z (144)	F87Z/G87Z (141) F99Z/G99Z (144)	F87Z/G87Z (141) F99Z/G99Z (144)	F75Z/G75Z (138) F99Z/G99Z (144)	F87Z/G87Z (141) F99Z/G99Z (144)	F75Z/G75Z (138) F99Z/G99Z (144)	F75Z/G75Z (138) F99Z/G99Z (144)	F75Z/G75Z (138) F99Z/G99Z (144)
1000	Centrally positioned washbasin 	FA0Z/GA0Z (144)	F88Z/G88Z (141) FA0Z/GA0Z (144)	F88Z/G88Z (141) FA0Z/GA0Z (144)	F76Z/G76Z (138) FA0Z/GA0Z (144)	F88Z/G88Z (141) FA0Z/GA0Z (144)	F76Z/G76Z (138) FA0Z/GA0Z (144)	F76Z/G76Z (138) FA0Z/GA0Z (144)	F76Z/G76Z (138) FA0Z/GA0Z (144)
	Centrally positioned washbasin 	FA1Z/GA1Z (144)	F89Z/G89Z (141) FA1Z/GA1Z (144)	F89Z/G89Z (141) FA1Z/GA1Z (144)	F77Z/G77Z (138) FA1Z/GA1Z (144)	F89Z/G89Z (141) FA1Z/GA1Z (144)	F77Z/G77Z (138) FA1Z/GA1Z (144)	F77Z/G77Z (138) FA1Z/GA1Z (144)	F77Z/G77Z (138) FA1Z/GA1Z (144)
	Centrally positioned washbasin 	FA2Z/GA2Z (144)	F90Z/G90Z (141) FA2Z/GA2Z (144)	F90Z/G90Z (141) FA2Z/GA2Z (144)	F78Z/G78Z (138) FA2Z/GA2Z (144)	F90Z/G90Z (141) FA2Z/GA2Z (144)	F78Z/G78Z (138) FA2Z/GA2Z (144)	F78Z/G78Z (138) FA2Z/GA2Z (144)	F78Z/G78Z (138) FA2Z/GA2Z (144)
1200	Centrally positioned washbasin 	FA3Z/GA3Z (142)	F91Z/G91Z (139) FA3Z/GA3Z (142)	F91Z/G91Z (139) FA3Z/GA3Z (142)	F79Z/G79Z (136) FA3Z/GA3Z (142)	F91Z/G91Z (139) FA3Z/GA3Z (142)	F79Z/G79Z (136) FA3Z/GA3Z (142)	F79Z/G79Z (136) FA3Z/GA3Z (142)	F79Z/G79Z (136) FA3Z/GA3Z (142)
	Washbasin, right 	FA4Z/GA4Z (143)	F92Z/G92Z (140) FA4Z/GA4Z (143)	F92Z/G92Z (140) FA4Z/GA4Z (143)	F80Z/G80Z (137) FA4Z/GA4Z (143)	F92Z/G92Z (140) FA4Z/GA4Z (143)	F80Z/G80Z (137) FA4Z/GA4Z (143)	F80Z/G80Z (137) FA4Z/GA4Z (143)	F80Z/G80Z (137) FA4Z/GA4Z (143)
	Washbasin, left 	FA5Z/GA5Z (143)	F93Z/G93Z (140) FA5Z/GA5Z (143)	F93Z/G93Z (140) FA5Z/GA5Z (143)	F81Z/G81Z (137) FA5Z/GA5Z (143)	F93Z/G93Z (140) FA5Z/GA5Z (143)	F81Z/G81Z (137) FA5Z/GA5Z (143)	F81Z/G81Z (137) FA5Z/GA5Z (143)	F81Z/G81Z (137) FA5Z/GA5Z (143)
	Centrally positioned washbasin 	FA6Z/GA6Z (143)	F94Z/G94Z (140) FA6Z/GA6Z (143)	F94Z/G94Z (140) FA6Z/GA6Z (143)	F82Z/G82Z (137) FA6Z/GA6Z (143)	F94Z/G94Z (140) FA6Z/GA6Z (143)	F82Z/G82Z (137) FA6Z/GA6Z (143)	F82Z/G82Z (137) FA6Z/GA6Z (143)	F82Z/G82Z (137) FA6Z/GA6Z (143)
	Centrally positioned washbasin 	FA7Z/GA7Z (143)	F95Z/G95Z (140) FA7Z/GA7Z (143)	F95Z/G95Z (140) FA7Z/GA7Z (143)	F83Z/G83Z (137) FA7Z/GA7Z (143)	F95Z/G95Z (140) FA7Z/GA7Z (143)	F83Z/G83Z (137) FA7Z/GA7Z (143)	F83Z/G83Z (137) FA7Z/GA7Z (143)	F83Z/G83Z (137) FA7Z/GA7Z (143)
1600	For 2 washbasins 	FA8Z/GA8Z (142)	F96Z/G96Z (139) FA8Z/GA8Z (142)	F96Z/G96Z (139) FA8Z/GA8Z (142)	F84Z/G84Z (136) FA8Z/GA8Z (142)	F96Z/G96Z (139) FA8Z/GA8Z (142)	F84Z/G84Z (136) FA8Z/GA8Z (142)	F84Z/G84Z (136) FA8Z/GA8Z (142)	F84Z/G84Z (136) FA8Z/GA8Z (142)
	Centrally positioned washbasin 	FA9Z/GA9Z (142)	F97Z/G97Z (139) FA9Z/GA9Z (142)	F97Z/G97Z (139) FA9Z/GA9Z (142)	F85Z/G85Z (136) FA9Z/GA9Z (142)	F97Z/G97Z (139) FA9Z/GA9Z (142)	F85Z/G85Z (136) FA9Z/GA9Z (142)	F85Z/G85Z (136) FA9Z/GA9Z (142)	F85Z/G85Z (136) FA9Z/GA9Z (142)
	Centrally positioned washbasin 	FD0Z/GD0Z (142)	F98Z/G98Z (139) FD0Z/GD0Z (142)	F98Z/G98Z (139) FD0Z/GD0Z (142)	F86Z/G86Z (136) FD0Z/GD0Z (142)	F98Z/G98Z (139) FD0Z/GD0Z (142)	F86Z/G86Z (136) FD0Z/GD0Z (142)	F86Z/G86Z (136) FD0Z/GD0Z (142)	F86Z/G86Z (136) FD0Z/GD0Z (142)

FINION

FINION

€ excl. VAT

registered design

Produced to order (Please note that it is not always possible to cancel or change orders!), The washbasins are to be ordered separately.

Express Delivery These products are always in stock.

Front:
 painted MDF in HA, HB, HE, HG, HH, GF, GJ, GK, GM, GS, MT, PD, PH (16 mm)
 veneered chipboard in GN, PC (16 mm)
 horizontal grain in GN, PC
 interior colour Anthracite

Body:
 painted MDF in HA, HB, HE, HG, HH, GF, GJ, GK, GM, GS, MT, PD, PH (8 mm)
 veneered chipboard in GN, PC (8 mm)
 horizontal grain in GN, PC

Interior body
 direct-laminated chipboard in anthracite

Washbasin countertop:
 satin-finish float glass for Black Matt, painted on rear (12 mm)
 Optiwhite glass for White Matt, Sand Matt, painted on rear (12 mm)

Drawers:
 slip-resistant base
 Push-to-open feature
 SoftClosing feature

Doors:
 Push-to-open feature
 SoftClosing feature

Interior compartments :
 adjustable glass partitions (8 mm)
 accessory boxes made of grey translucent plastic

Shelf element:

painted MDF in HA, HB, HE, HF, HG, HH, GF, GJ, GK, GM, GS, MT, PD, PH (16 mm)
 veneered MDF in GN, PC (16 mm)
 continuous grain in GN, PC

Mirrors:
 mirror (5 mm) on a frame
 available with sound system with wireless transmission
 can be combined with all Bluetooth-compatible devices, such as MP3 players and smart-phones
 supply voltage: 100...240 VAC
 loudspeaker outputs: 2 x 10 W (stereo)
 loudspeaker impedance: channel L/R: 2 x 4 Ohm
 SUB: 8 Ohm (2.1 sound system)
 frequency range: 100-18.000 Hz
 Bluetooth standards: Bluetooth CSR 3.0
 maximum distance between transmitter and receiver: 10 m

Mirror frame :
 60 mm x 40 mm aluminium frame (anodised E6/EV1)

Lighting:
 integrated LED lighting
 continuously dimmable
 freely-adjustable light colour from DaylightWhite (6500 kelvin) to WarmWhite (2700 kelvin)
 with remote control
 memory feature - The lighting readjusts to the intensity and colour temperature that were set before the power was switched off.
 loose mains connection

Please note:

Models with glass panels without holes for tap fittings may have a longer delivery period.

A control unit is needed to operate the lighting in the furniture and mirror. This is not included in the scope of delivery and must be ordered separately under the following article number: G999 02 00. Only one control unit is required per bathroom.

For further information such as tap fitting positions, installation and fastening dimensions etc. please see the technical drawings.

The washbasin clippings shown are representative of all washbasin combination options.

	ACCESSORIES PACKAGE FINION			
Equipped with	1x wide glass drawer divider 3x narrow glass drawer dividers 1x accessory box S 1x accessory box M			
Article number	F050 00 XX	G050 00 XX	F060 YY XX	G060 YY XX
Dimensions (w x h x d)	1196 x 591 x 498 mm	1196 x 591 x 498 mm	1196 x 591 x 498 mm	1196 x 591 x 498 mm
Version	-	with wall lighting	with shelf unit (illuminated)	with shelf unit (illuminated), with wall lighting
For combination with	Finion 4164 C1/C2/C3/C5/CB	Finion 4164 C1/C2/C3/C5/CB	Finion 4164 C1/C2/C3/C5/CB	Finion 4164 C1/C2/C3/C5/CB
Lighting	-	LED lighting Illuminant 2x LED / 4,2 W Energy efficiency class A-A++	LED lighting Illuminant 1x LED / 2,3 W Energy efficiency class A-A++	LED lighting Illuminant 1x LED / 2,3 W, 2x LED / 4,2 W Energy efficiency class A-A++
Equipped with	2x Accessories package Finion 4x pull-out compartments with non-slip mat	2x Accessories package Finion 4x pull-out compartments with non-slip mat	1x Accessories package Finion 3x pull-out compartments with non-slip mat	1x Accessories package Finion 3x pull-out compartments with non-slip mat
Note on standard	-	IP 44	IP 44	IP 44
Installation	wall-mounted	wall-mounted	wall-mounted	wall-mounted
Scope of delivery	fastening set included	fastening set included	fastening set included	fastening set included
All colour combinations	2.785,-	3.324,-	3.324,-	3.861,-

To see how the article number is structured, refer to page 108

XX = Insert front and body colour
 GF = Glossy White Lacquer, GJ = Light Grey Matt Lacquer, GK = Anthracite Matt Lacquer, GM = Olive Matt Lacquer, GS = Cedar Matt Lacquer, HA = Cloud Matt Lacquer, HB = Peony Matt Lacquer, HE = Sun Matt Lacquer, HG = Midnight Blue Matt Lacquer, HH = Sand Matt Lacquer, MT = White Matt Lacquer, PD = Black Matt Lacquer, PH = Glossy Black Lacquer, GN = Walnut Veneer, PC = Oak Veneer

YY = Insert shelf colour
 GF = Glossy White Lacquer, GJ = Light Grey Matt Lacquer, GK = Anthracite Matt Lacquer, GM = Olive Matt Lacquer, GS = Cedar Matt Lacquer, HA = Cloud Matt Lacquer, HB = Peony Matt Lacquer, HE = Sun Matt Lacquer, HF = Gold Matt Lacquer, HG = Midnight Blue Matt Lacquer, HH = Sand Matt Lacquer, MT = White Matt Lacquer, PD = Black Matt Lacquer, PH = Glossy Black Lacquer, GN = Walnut Veneer, PC = Oak Veneer

Z = Insert colour code for cover panels
 1 = Glass White Matt, 2 = Glass Black Matt, 3 = Glass Sand Matt

FINION

FINION

€ excl. VAT

registered design

Produced to order (Please note that it is not always possible to cancel or change orders!), The washbasins are to be ordered separately.

Express Delivery These products are always in stock.

	VANITY UNIT	VANITY UNIT	VANITY UNIT	VANITY UNIT
Article number	F070 YY XX	G070 YY XX	F020 00 XX	G020 00 XX
Dimensions (w x h x d)	1196 x 591 x 498 mm	1196 x 591 x 498 mm	996 x 591 x 498 mm	996 x 591 x 498 mm
Version	with shelf unit (illuminated)	with shelf unit (illuminated), with wall lighting	-	with wall lighting
For combination with	Finion 4164 C1/C2/C3/C5/CB	Finion 4164 C1/C2/C3/C5/CB	Finion 4164 A0/A1/A2/A3/AB	Finion 4164 A0/A1/A2/A3/AB
Lighting	LED lighting Illuminant 1x LED / 2,3 W Energy efficiency class A-A++	LED lighting Illuminant 1x LED / 2,3 W, 2x LED / 4,2 W Energy efficiency class A-A++	-	LED lighting Illuminant 2x LED / 4,2 W Energy efficiency class A-A++
Equipped with	1x Accessories package Finion 3x pull-out compartments with non-slip mat	1x Accessories package Finion 3x pull-out compartments with non-slip mat	1x Accessories package Finion 2x pull-out compartments with non-slip mat	1x Accessories package Finion 2x pull-out compartments with non-slip mat
Note on standard	IP 44	IP 44	-	IP 44
Installation	wall-mounted	wall-mounted	wall-mounted	wall-mounted
Scope of delivery	fastening set included	fastening set included	fastening set included	fastening set included
All colour combinations	3.324,-	3.861,-	2.356,-	2.893,-

	VANITY UNIT	VANITY UNIT	VANITY UNIT	VANITY UNIT
Article number	F030 YY XX	G030 YY XX	F040 YY XX	G040 YY XX
Dimensions (w x h x d)	996 x 591 x 498 mm	996 x 591 x 498 mm	996 x 591 x 498 mm	996 x 591 x 498 mm
Version	with shelf unit (illuminated)	with shelf unit (illuminated), with wall lighting	with shelf unit (illuminated)	with shelf unit (illuminated), with wall lighting
For combination with	Finion 4164 A0/A1/A2/A3/AB	Finion 4164 A0/A1/A2/A3/AB	Finion 4164 A0/A1/A2/A3/AB	Finion 4164 A0/A1/A2/A3/AB
Lighting	LED lighting Illuminant 1x LED / 2,3 W Energy efficiency class A-A++	LED lighting Illuminant 1x LED / 2,3 W, 2x LED / 4,2 W Energy efficiency class A-A++	LED lighting Illuminant 1x LED / 2,3 W Energy efficiency class A-A++	LED lighting Illuminant 1x LED / 2,3 W, 2x LED / 4,2 W Energy efficiency class A-A++
Equipped with	1x Accessories package Finion 2x pull-out compartments with non-slip mat	1x Accessories package Finion 2x pull-out compartments with non-slip mat	1x Accessories package Finion 2x pull-out compartments with non-slip mat	1x Accessories package Finion 2x pull-out compartments with non-slip mat
Note on standard	IP 44	IP 44	IP 44	IP 44
Installation	wall-mounted	wall-mounted	wall-mounted	wall-mounted
Scope of delivery	fastening set included	fastening set included	fastening set included	fastening set included
All colour combinations	2.893,-	3.431,-	2.893,-	3.431,-

To see how the article number is structured, refer to page 108

XX = Insert front and body colour
 GF = Glossy White Lacquer, GJ = Light Grey Matt Lacquer, GK = Anthracite Matt Lacquer, GM = Olive Matt Lacquer, GS = Cedar Matt Lacquer, HA = Cloud Matt Lacquer, HB = Peony Matt Lacquer, HE = Sun Matt Lacquer, HG = Midnight Blue Matt Lacquer, HH = Sand Matt Lacquer, MT = White Matt Lacquer, PD = Black Matt Lacquer, PH = Glossy Black Lacquer, GN = Walnut Veneer, PC = Oak Veneer

YY = Insert shelf colour
 GF = Glossy White Lacquer, GJ = Light Grey Matt Lacquer, GK = Anthracite Matt Lacquer, GM = Olive Matt Lacquer, GS = Cedar Matt Lacquer, HA = Cloud Matt Lacquer, HB = Peony Matt Lacquer, HE = Sun Matt Lacquer, HF = Gold Matt Lacquer, HG = Midnight Blue Matt Lacquer, HH = Sand Matt Lacquer, MT = White Matt Lacquer, PD = Black Matt Lacquer, PH = Glossy Black Lacquer, GN = Walnut Veneer, PC = Oak Veneer

Z = Insert colour code for cover panels
 1 = Glass White Matt, 2 = Glass Black Matt, 3 = Glass Sand Matt


FINION



€ excl. VAT

registered design

Produced to order (Please note that it is not always possible to cancel or change orders!), The washbasins are to be ordered separately.

Express Delivery These products are always in stock.

	VANITY UNIT	VANITY UNIT
		
Article number	F010 00 XX	G010 00 XX
Dimensions (w x h x d)	796 x 591 x 498 mm	796 x 591 x 498 mm
Version	-	with wall lighting
For combination with	Finion 4164 80/81/83/84	Finion 4164 80/81/83/84
Lighting	-	LED lighting Illuminant 2x LED / 4,2 W Energy efficiency class A-A++
Equipped with	1x Accessories package Finion 2x pull-out compartments with non-slip mat	1x Accessories package Finion 2x pull-out compartments with non-slip mat
Note on standard	-	IP 44
Installation	wall-mounted	wall-mounted
Scope of delivery	fastening set included	fastening set included
All colour combinations	2.141,-	2.679,-

	VANITY UNIT	VANITY UNIT	VANITY UNIT	VANITY UNIT
				
Article number	F18Z 00 XX	G18Z 00 XX	F20Z 00 XX	G20Z 00 XX
Dimensions (w x h x d)	1600 x 603 x 501 mm	1600 x 603 x 501 mm	1600 x 603 x 501 mm	1600 x 603 x 501 mm
Version	for 2 washbasins	with wall lighting for 2 washbasins	washbasin on the middle	with wall lighting washbasin on the middle
For combination with	Finion 4168 6C/6G/6L Memento 2.0 4A22 6F/6G/6L	Finion 4168 6C/6G/6L Memento 2.0 4A22 6F/6G/6L	Finion 4139 DC/DG/DK	Finion 4139 DC/DG/DK
Lighting	-	LED lighting Illuminant 2x LED / 4,2 W Energy efficiency class A-A++	-	LED lighting Illuminant 2x LED / 4,2 W Energy efficiency class A-A++
Equipped with	2x Accessories package Finion 4x pull-out compartments with non-slip mat	2x Accessories package Finion 4x pull-out compartments with non-slip mat	2x Accessories package Finion 4x pull-out compartments with non-slip mat	2x Accessories package Finion 4x pull-out compartments with non-slip mat
Note on standard	-	IP 44	-	IP 44
Installation	wall-mounted	wall-mounted	wall-mounted	wall-mounted
Scope of delivery	fastening set included	fastening set included	fastening set included	fastening set included
All colour combinations	3.646,-	4.184,-	3.646,-	4.184,-

FINION

To see how the article number is structured, refer to page 108

XX = Insert front and body colour
 GF = Glossy White Lacquer, GJ = Light Grey Matt Lacquer, GK = Anthracite Matt Lacquer, GM = Olive Matt Lacquer, GS = Cedar Matt Lacquer, HA = Cloud Matt Lacquer, HB = Peony Matt Lacquer, HE = Sun Matt Lacquer, HG = Midnight Blue Matt Lacquer, HH = Sand Matt Lacquer, MT = White Matt Lacquer, PD = Black Matt Lacquer, PH = Glossy Black Lacquer, GN = Walnut Veneer, PC = Oak Veneer

YY = Insert shelf colour
 GF = Glossy White Lacquer, GJ = Light Grey Matt Lacquer, GK = Anthracite Matt Lacquer, GM = Olive Matt Lacquer, GS = Cedar Matt Lacquer, HA = Cloud Matt Lacquer, HB = Peony Matt Lacquer, HE = Sun Matt Lacquer, HF = Gold Matt Lacquer, HG = Midnight Blue Matt Lacquer, HH = Sand Matt Lacquer, MT = White Matt Lacquer, PD = Black Matt Lacquer, PH = Glossy Black Lacquer, GN = Walnut Veneer, PC = Oak Veneer

Z = Insert colour code for cover panels
 1 = Glass White Matt, 2 = Glass Black Matt, 3 = Glass Sand Matt

FINION

€ excl. VAT

registered design

Produced to order (Please note that it is not always possible to cancel or change orders!), The washbasins are to be ordered separately.

Express Delivery These products are always in stock.

	VANITY UNIT	VANITY UNIT	VANITY UNIT	VANITY UNIT
Article number	F21Z YY XX	G21Z YY XX	F19Z 00 XX	G19Z 00 XX
Dimensions (w x h x d)	1600 x 603 x 501 mm	1600 x 603 x 501 mm	1600 x 603 x 501 mm	1600 x 603 x 501 mm
Version	with shelf unit (illuminated) washbasin on the middle	with shelf unit (illuminated), with wall lighting washbasin on the middle	washbasin on the middle	with wall lighting washbasin on the middle
For combination with	Finion 4168 1B/1G/1H/1L, 4168 8C/8G/8L, 4168 6C/6G/6L Memento 2.0 4A22 CF/CG/CH/CL, 4A22 1F/1G/1H/1K, 4A22 8F/8G/8L, 4A22 6F/6G/6L	Finion 4168 1B/1G/1H/1L, 4168 8C/8G/8L, 4168 6C/6G/6L Memento 2.0 4A22 CF/CG/CH/CL, 4A22 1F/1G/1H/1K, 4A22 8F/8G/8L, 4A22 6F/6G/6L	Finion 4168 1B/1G/1H/1L, 4168 8C/8G/8L, 4168 6C/6G/6L Memento 2.0 4A22 CF/CG/CH/CL, 4A22 1F/1G/1H/1K, 4A22 8F/8G/8L, 4A22 6F/6G/6L	Finion 4168 1B/1G/1H/1L, 4168 8C/8G/8L, 4168 6C/6G/6L Memento 2.0 4A22 CF/CG/CH/CL, 4A22 1F/1G/1H/1K, 4A22 8F/8G/8L, 4A22 6F/6G/6L
Lighting	LED lighting Illuminant 2x LED / 2,3 W Energy efficiency class A-A++	LED lighting Illuminant 2x LED / 2,3 W, 2x LED / 4,2 W Energy efficiency class A-A++	-	LED lighting Illuminant 2x LED / 4,2 W Energy efficiency class A-A++
Equipped with	1x Accessories package Finion 4x pull-out compartments with non-slip mat	1x Accessories package Finion 4x pull-out compartments with non-slip mat	2x Accessories package Finion 4x pull-out compartments with non-slip mat	2x Accessories package Finion 4x pull-out compartments with non-slip mat
Note on standard	IP 44	IP 44	-	IP 44
Installation	wall-mounted	wall-mounted	wall-mounted	wall-mounted
Scope of delivery	fastening set included	fastening set included	fastening set included	fastening set included
All colour combinations	4.722,-	5.259,-	3.646,-	4.184,-

	VANITY UNIT	VANITY UNIT	VANITY UNIT	VANITY UNIT
Article number	F13Z 00 XX	G13Z 00 XX	F16Z YY XX	G16Z YY XX
Dimensions (w x h x d)	1200 x 603 x 501 mm	1200 x 603 x 501 mm	1200 x 603 x 501 mm	1200 x 603 x 501 mm
Version	washbasin on the middle	with wall lighting washbasin on the middle	with shelf unit (illuminated) washbasin on the middle	with shelf unit (illuminated), with wall lighting washbasin on the middle
For combination with	Finion 4168 1B/1G/1H/1L, 4168 8C/8G/8L, 4168 6C/6G/6L Memento 2.0 4A22 1F/1G/1H/1K, 4A22 8F/8G/8L, 4A22 6F/6G/6L	Finion 4168 1B/1G/1H/1L, 4168 8C/8G/8L, 4168 6C/6G/6L Memento 2.0 4A22 1F/1G/1H/1K, 4A22 8F/8G/8L, 4A22 6F/6G/6L	Finion 4168 1B/1G/1H/1L, 4168 8C/8G/8L, 4168 6C/6G/6L Memento 2.0 4A22 1F/1G/1H/1K, 4A22 8F/8G/8L, 4A22 6F/6G/6L	Finion 4168 1B/1G/1H/1L, 4168 8C/8G/8L, 4168 6C/6G/6L Memento 2.0 4A22 1F/1G/1H/1K, 4A22 8F/8G/8L, 4A22 6F/6G/6L
Lighting	-	LED lighting Illuminant 2x LED / 4,2 W Energy efficiency class A-A++	LED lighting Illuminant 1x LED / 2,3 W Energy efficiency class A-A++	LED lighting Illuminant 1x LED / 2,3 W, 2x LED / 4,2 W Energy efficiency class A-A++
Equipped with	2x Accessories package Finion 4x pull-out compartments with non-slip mat	2x Accessories package Finion 4x pull-out compartments with non-slip mat	1x Accessories package Finion 3x pull-out compartments with non-slip mat	1x Accessories package Finion 3x pull-out compartments with non-slip mat
Note on standard	-	IP 44	IP 44	IP 44
Installation	wall-mounted	wall-mounted	wall-mounted	wall-mounted
Scope of delivery	fastening set included	fastening set included	fastening set included	fastening set included
All colour combinations	3.001,-	3.539,-	3.539,-	4.076,-

To see how the article number is structured, refer to page 108

XX = Insert front and body colour
 GF = Glossy White Lacquer, GJ = Light Grey Matt Lacquer, GK = Anthracite Matt Lacquer, GM = Olive Matt Lacquer, GS = Cedar Matt Lacquer, HA = Cloud Matt Lacquer, HB = Peony Matt Lacquer, HE = Sun Matt Lacquer, HG = Midnight Blue Matt Lacquer, HH = Sand Matt Lacquer, MT = White Matt Lacquer, PD = Black Matt Lacquer, PH = Glossy Black Lacquer, GN = Walnut Veneer, PC = Oak Veneer

YY = Insert shelf colour
 GF = Glossy White Lacquer, GJ = Light Grey Matt Lacquer, GK = Anthracite Matt Lacquer, GM = Olive Matt Lacquer, GS = Cedar Matt Lacquer, HA = Cloud Matt Lacquer, HB = Peony Matt Lacquer, HE = Sun Matt Lacquer, HF = Gold Matt Lacquer, HG = Midnight Blue Matt Lacquer, HH = Sand Matt Lacquer, MT = White Matt Lacquer, PD = Black Matt Lacquer, PH = Glossy Black Lacquer, GN = Walnut Veneer, PC = Oak Veneer

Z = Insert colour code for cover panels
 1 = Glass White Matt, 2 = Glass Black Matt, 3 = Glass Sand Matt



FINION



€ excl. VAT

registered design

Produced to order (Please note that it is not always possible to cancel or change orders!), The washbasins are to be ordered separately.

Express Delivery These products are always in stock.

	VANITY UNIT	VANITY UNIT	VANITY UNIT	VANITY UNIT
				
Article number	F17Z YY XX	G17Z YY XX	F15Z YY XX	G15Z YY XX
Dimensions (w x h x d)	1200 x 603 x 501 mm	1200 x 603 x 501 mm	1200 x 603 x 501 mm	1200 x 603 x 501 mm
Version	with shelf unit (illuminated) washbasin on the middle	with shelf unit (illuminated), with wall lighting washbasin on the middle	with shelf unit (illuminated) washbasin on left	with shelf unit (illuminated), with wall lighting washbasin on left
For combination with	Finion 4168 1B/1G/1H/1L, 4168 8C/8G/8L, 4168 6C/6G/6L Memento 2.0 4A22 1F/1G/1H/1K, 4A22 8F/8G/8L, 4A22 6F/6G/6L	Finion 4168 1B/1G/1H/1L, 4168 8C/8G/8L, 4168 6C/6G/6L Memento 2.0 4A22 1F/1G/1H/1K, 4A22 8F/8G/8L, 4A22 6F/6G/6L	Finion 4168 6C/6G/6L Memento 2.0 4A22 6F/6G/6L	Finion 4168 6C/6G/6L Memento 2.0 4A22 6F/6G/6L
Lighting	LED lighting Illuminant 1x LED / 2,3 W Energy efficiency class A-A++	LED lighting Illuminant 1x LED / 2,3 W, 2x LED / 4,2 W Energy efficiency class A-A++	LED lighting Illuminant 1x LED / 2,3 W Energy efficiency class A-A++	LED lighting Illuminant 1x LED / 2,3 W, 2x LED / 4,2 W Energy efficiency class A-A++
Equipped with	1x Accessories package Finion 3x pull-out compartments with non-slip mat	1x Accessories package Finion 3x pull-out compartments with non-slip mat	1x Accessories package Finion 3x pull-out compartments with non-slip mat	1x Accessories package Finion 3x pull-out compartments with non-slip mat
Note on standard	IP 44	IP 44	IP 44	IP 44
Installation	wall-mounted	wall-mounted	wall-mounted	wall-mounted
Scope of delivery	fastening set included	fastening set included	fastening set included	fastening set included
All colour combinations	3.539,-	4.076,-	3.539,-	4.076,-

	VANITY UNIT	VANITY UNIT	VANITY UNIT	VANITY UNIT
				
Article number	F14Z YY XX	G14Z YY XX	F10Z 00 XX	G10Z 00 XX
Dimensions (w x h x d)	1200 x 603 x 501 mm	1200 x 603 x 501 mm	1000 x 603 x 501 mm	1000 x 603 x 501 mm
Version	with shelf unit (illuminated) washbasin on right	with shelf unit (illuminated), with wall lighting washbasin on right	washbasin on the middle	with wall lighting washbasin on the middle
For combination with	Finion 4168 6C/6G/6L Memento 2.0 4A22 6F/6G/6L	Finion 4168 6C/6G/6L Memento 2.0 4A22 6F/6G/6L	Finion 4168 8C/8G/8L, 4168 6C/6G/6L Memento 2.0 4A22 8F/8G/8L, 4A22 6F/6G/6L	Finion 4168 8C/8G/8L, 4168 6C/6G/6L Memento 2.0 4A22 8F/8G/8L, 4A22 6F/6G/6L
Lighting	LED lighting Illuminant 1x LED / 2,3 W Energy efficiency class A-A++	LED lighting Illuminant 1x LED / 2,3 W, 2x LED / 4,2 W Energy efficiency class A-A++	-	LED lighting Illuminant 2x LED / 4,2 W Energy efficiency class A-A++
Equipped with	1x Accessories package Finion 3x pull-out compartments with non-slip mat	1x Accessories package Finion 3x pull-out compartments with non-slip mat	1x Accessories package Finion 2x pull-out compartments with non-slip mat	1x Accessories package Finion 2x pull-out compartments with non-slip mat
Note on standard	IP 44	IP 44	-	IP 44
Installation	wall-mounted	wall-mounted	wall-mounted	wall-mounted
Scope of delivery	fastening set included	fastening set included	fastening set included	fastening set included
All colour combinations	3.539,-	4.076,-	2.571,-	3.108,-

To see how the article number is structured, refer to page 108

XX = Insert front and body colour
 GF = Glossy White Lacquer, GJ = Light Grey Matt Lacquer, GK = Anthracite Matt Lacquer, GM = Olive Matt Lacquer, GS = Cedar Matt Lacquer, HA = Cloud Matt Lacquer, HB = Peony Matt Lacquer, HE = Sun Matt Lacquer, HG = Midnight Blue Matt Lacquer, HH = Sand Matt Lacquer, MT = White Matt Lacquer, PD = Black Matt Lacquer, PH = Glossy Black Lacquer, GN = Walnut Veneer, PC = Oak Veneer

YY = Insert shelf colour
 GF = Glossy White Lacquer, GJ = Light Grey Matt Lacquer, GK = Anthracite Matt Lacquer, GM = Olive Matt Lacquer, GS = Cedar Matt Lacquer, HA = Cloud Matt Lacquer, HB = Peony Matt Lacquer, HE = Sun Matt Lacquer, HF = Gold Matt Lacquer, HG = Midnight Blue Matt Lacquer, HH = Sand Matt Lacquer, MT = White Matt Lacquer, PD = Black Matt Lacquer, PH = Glossy Black Lacquer, GN = Walnut Veneer, PC = Oak Veneer

Z = Insert colour code for cover panels
 1 = Glass White Matt, 2 = Glass Black Matt, 3 = Glass Sand Matt





FINION





€ excl. VAT

registered design

Produced to order (Please note that it is not always possible to cancel or change orders!), The washbasins are to be ordered separately.

Express Delivery These products are always in stock.

	VANITY UNIT	VANITY UNIT	VANITY UNIT	VANITY UNIT
				
Article number	F11Z YY XX	G11Z YY XX	F12Z YY XX	G12Z YY XX
Dimensions (w x h x d)	1000 x 603 x 501 mm	1000 x 603 x 501 mm	1000 x 603 x 501 mm	1000 x 603 x 501 mm
Version	with shelf unit (illuminated) washbasin on the middle	with shelf unit (illuminated), with wall lighting washbasin on the middle	with shelf unit (illuminated) washbasin on the middle	with shelf unit (illuminated), with wall lighting washbasin on the middle
For combination with	Finion 4168 8C/8G/8L, 4168 6C/6G/6L Memento 2.0 4A22 8F/8G/8L, 4A22 6F/6G/6L	Finion 4168 8C/8G/8L, 4168 6C/6G/6L Memento 2.0 4A22 8F/8G/8L, 4A22 6F/6G/6L	Finion 4168 8C/8G/8L, 4168 6C/6G/6L Memento 2.0 4A22 8F/8G/8L, 4A22 6F/6G/6L	Finion 4168 8C/8G/8L, 4168 6C/6G/6L Memento 2.0 4A22 8F/8G/8L, 4A22 6F/6G/6L
Lighting	LED lighting Illuminant 1x LED / 2,3 W Energy efficiency class A-A++	LED lighting Illuminant 1x LED / 2,3 W, 2x LED / 4,2 W Energy efficiency class A-A++	LED lighting Illuminant 1x LED / 2,3 W Energy efficiency class A-A++	LED lighting Illuminant 1x LED / 2,3 W, 2x LED / 4,2 W Energy efficiency class A-A++
Equipped with	1x Accessories package Finion 2x pull-out compartments with non-slip mat	1x Accessories package Finion 2x pull-out compartments with non-slip mat	1x Accessories package Finion 2x pull-out compartments with non-slip mat	1x Accessories package Finion 2x pull-out compartments with non-slip mat
Note on standard	IP 44	IP 44	IP 44	IP 44
Installation	wall-mounted	wall-mounted	wall-mounted	wall-mounted
Scope of delivery	fastening set included	fastening set included	fastening set included	fastening set included
All colour combinations	3.108,-	3.646,-	3.108,-	3.646,-

	VANITY UNIT	VANITY UNIT	VANITY UNIT	VANITY UNIT
				
Article number	F09Z 00 XX	G09Z 00 XX	F08Z 00 XX	G08Z 00 XX
Dimensions (w x h x d)	800 x 603 x 501 mm	800 x 603 x 501 mm	800 x 603 x 501 mm	800 x 603 x 501 mm
Version	washbasin on the middle	with wall lighting washbasin on the middle	washbasin on the middle	with wall lighting washbasin on the middle
For combination with	Finion 4168 6C/6G/6L Memento 2.0 4A22 6F/6G/6L	Finion 4168 6C/6G/6L Memento 2.0 4A22 6F/6G/6L	Finion 4364 4C/4L Memento 2.0 4A22 5F/5G/5L	Finion 4364 4C/4L Memento 2.0 4A22 5F/5G/5L
Lighting	-	LED lighting Illuminant 2x LED / 4,2 W Energy efficiency class A-A++	-	LED lighting Illuminant 2x LED / 4,2 W Energy efficiency class A-A++
Equipped with	1x Accessories package Finion 2x pull-out compartments with non-slip mat	1x Accessories package Finion 2x pull-out compartments with non-slip mat	1x Accessories package Finion 2x pull-out compartments with non-slip mat	1x Accessories package Finion 2x pull-out compartments with non-slip mat
Note on standard	-	IP 44	-	IP 44
Installation	wall-mounted	wall-mounted	wall-mounted	wall-mounted
Scope of delivery	fastening set included	fastening set included	fastening set included	fastening set included
All colour combinations	2.356,-	2.893,-	2.356,-	2.893,-

To see how the article number is structured, refer to page 108

XX = Insert front and body colour
GF = Glossy White Lacquer, GJ = Light Grey Matt Lacquer, GK = Anthracite Matt Lacquer, GM = Olive Matt Lacquer, GS = Cedar Matt Lacquer, HA = Cloud Matt Lacquer, HB = Peony Matt Lacquer, HE = Sun Matt Lacquer, HG = Midnight Blue Matt Lacquer, HH = Sand Matt Lacquer, MT = White Matt Lacquer, PD = Black Matt Lacquer, PH = Glossy Black Lacquer, GN = Walnut Veneer, PC = Oak Veneer

YY = Insert shelf colour
GF = Glossy White Lacquer, GJ = Light Grey Matt Lacquer, GK = Anthracite Matt Lacquer, GM = Olive Matt Lacquer, GS = Cedar Matt Lacquer, HA = Cloud Matt Lacquer, HB = Peony Matt Lacquer, HE = Sun Matt Lacquer, HF = Gold Matt Lacquer, HG = Midnight Blue Matt Lacquer, HH = Sand Matt Lacquer, MT = White Matt Lacquer, PD = Black Matt Lacquer, PH = Glossy Black Lacquer, GN = Walnut Veneer, PC = Oak Veneer

Z = Insert colour code for cover panels
1 = Glass White Matt, 2 = Glass Black Matt, 3 = Glass Sand Matt

FINION

€ excl. VAT

registered design

Produced to order (Please note that it is not always possible to cancel or change orders!), The washbasins are to be ordered separately.

Express Delivery These products are always in stock.

	VANITY UNIT	VANITY UNIT	VANITY UNIT	VANITY UNIT
Article number	F31Z 00 XX	G31Z 00 XX	F32Z 00 XX	G32Z 00 XX
Dimensions (w x h x d)	1600 x 603 x 501 mm	1600 x 603 x 501 mm	1600 x 603 x 501 mm	1600 x 603 x 501 mm
Version	with drilled tap holes for 2 washbasins	with wall lighting, with drilled tap holes for 2 washbasins	with drilled tap holes washbasin on the middle	with wall lighting, with drilled tap holes washbasin on the middle
For combination with	Finion 4143 61	Finion 4143 61	Finion 4143 61	Finion 4143 61
Lighting	-	LED lighting Illuminant 2x LED / 4,2 W Energy efficiency class A-A++	-	LED lighting Illuminant 2x LED / 4,2 W Energy efficiency class A-A++
Equipped with	2x Accessories package Finion 4x pull-out compartments with non-slip mat	2x Accessories package Finion 4x pull-out compartments with non-slip mat	2x Accessories package Finion 4x pull-out compartments with non-slip mat	2x Accessories package Finion 4x pull-out compartments with non-slip mat
Note on standard	-	IP 44	-	IP 44
Installation	wall-mounted	wall-mounted	wall-mounted	wall-mounted
Scope of delivery	fastening set included	fastening set included	fastening set included	fastening set included
All colour combinations	3.646,-	4.184,-	3.646,-	4.184,-

	VANITY UNIT	VANITY UNIT	VANITY UNIT	VANITY UNIT
Article number	F33Z YY XX	G33Z YY XX	F26Z 00 XX	G26Z 00 XX
Dimensions (w x h x d)	1600 x 603 x 501 mm	1600 x 603 x 501 mm	1200 x 603 x 501 mm	1200 x 603 x 501 mm
Version	with shelf unit (illuminated), with drilled tap holes washbasin on the middle	with shelf unit (illuminated), with wall lighting, with drilled tap holes washbasin on the middle	with drilled tap holes washbasin on the middle	with wall lighting, with drilled tap holes washbasin on the middle
For combination with	Finion 4143 61	Finion 4143 61	Finion 4143 61	Finion 4143 61
Lighting	LED lighting Illuminant 2x LED / 2,3 W Energy efficiency class A-A++	LED lighting Illuminant 2x LED / 2,3 W, 2x LED / 4,2 W Energy efficiency class A-A++	-	LED lighting Illuminant 2x LED / 4,2 W Energy efficiency class A-A++
Equipped with	1x Accessories package Finion 4x pull-out compartments with non-slip mat	1x Accessories package Finion 4x pull-out compartments with non-slip mat	2x Accessories package Finion 4x pull-out compartments with non-slip mat	2x Accessories package Finion 4x pull-out compartments with non-slip mat
Note on standard	IP 44	IP 44	-	IP 44
Installation	wall-mounted	wall-mounted	wall-mounted	wall-mounted
Scope of delivery	fastening set included	fastening set included	fastening set included	fastening set included
All colour combinations	4.722,-	5.259,-	3.001,-	3.646,-

To see how the article number is structured, refer to page 108

XX = Insert front and body colour
 GF = Glossy White Lacquer, GJ = Light Grey Matt Lacquer, GK = Anthracite Matt Lacquer, GM = Olive Matt Lacquer, GS = Cedar Matt Lacquer, HA = Cloud Matt Lacquer, HB = Peony Matt Lacquer, HE = Sun Matt Lacquer, HG = Midnight Blue Matt Lacquer, HH = Sand Matt Lacquer, MT = White Matt Lacquer, PD = Black Matt Lacquer, PH = Glossy Black Lacquer, GN = Walnut Veneer, PC = Oak Veneer

YY = Insert shelf colour
 GF = Glossy White Lacquer, GJ = Light Grey Matt Lacquer, GK = Anthracite Matt Lacquer, GM = Olive Matt Lacquer, GS = Cedar Matt Lacquer, HA = Cloud Matt Lacquer, HB = Peony Matt Lacquer, HE = Sun Matt Lacquer, HF = Gold Matt Lacquer, HG = Midnight Blue Matt Lacquer, HH = Sand Matt Lacquer, MT = White Matt Lacquer, PD = Black Matt Lacquer, PH = Glossy Black Lacquer, GN = Walnut Veneer, PC = Oak Veneer

Z = Insert colour code for cover panels
 1 = Glass White Matt, 2 = Glass Black Matt, 3 = Glass Sand Matt

FINION

€ excl. VAT

registered design

Produced to order (Please note that it is not always possible to cancel or change orders!), The washbasins are to be ordered separately.

Express Delivery

These products are always in stock.

	VANITY UNIT	VANITY UNIT	VANITY UNIT	VANITY UNIT
Article number	F29Z YY XX	G29Z YY XX	F30Z YY XX	G30Z YY XX
Dimensions (w x h x d)	1200 x 603 x 501 mm	1200 x 603 x 501 mm	1200 x 603 x 501 mm	1200 x 603 x 501 mm
Version	with shelf unit (illuminated), with drilled tap holes washbasin on the middle	with shelf unit (illuminated), with wall lighting, with drilled tap holes washbasin on the middle	with shelf unit (illuminated), with drilled tap holes washbasin on the middle	with shelf unit (illuminated), with wall lighting, with drilled tap holes washbasin on the middle
For combination with	Finion 4143 61	Finion 4143 61	Finion 4143 61	Finion 4143 61
Lighting	LED lighting Illuminant 1x LED / 2,3 W Energy efficiency class A-A++	LED lighting Illuminant 1x LED / 2,3 W, 2x LED / 4,2 W Energy efficiency class A-A++	LED lighting Illuminant 1x LED / 2,3 W Energy efficiency class A-A++	LED lighting Illuminant 1x LED / 2,3 W, 2x LED / 4,2 W Energy efficiency class A-A++
Equipped with	1x Accessories package Finion 3x pull-out compartments with non-slip mat	1x Accessories package Finion 3x pull-out compartments with non-slip mat	1x Accessories package Finion 3x pull-out compartments with non-slip mat	1x Accessories package Finion 3x pull-out compartments with non-slip mat
Note on standard	IP 44	IP 44	IP 44	IP 44
Installation	wall-mounted	wall-mounted	wall-mounted	wall-mounted
Scope of delivery	fastening set included	fastening set included	fastening set included	fastening set included
All colour combinations	3.539,-	4.076,-	3.539,-	4.076,-
	VANITY UNIT	VANITY UNIT	VANITY UNIT	VANITY UNIT
Article number	F28Z YY XX	G28Z YY XX	F27Z YY XX	G27Z YY XX
Dimensions (w x h x d)	1200 x 603 x 501 mm	1200 x 603 x 501 mm	1200 x 603 x 501 mm	1200 x 603 x 501 mm
Version	with shelf unit (illuminated), with drilled tap holes washbasin on left	with shelf unit (illuminated), with wall lighting, with drilled tap holes washbasin on left	with shelf unit (illuminated), with drilled tap holes washbasin on right	with shelf unit (illuminated), with wall lighting, with drilled tap holes washbasin on right
For combination with	Finion 4143 61	Finion 4143 61	Finion 4143 61	Finion 4143 61
Lighting	LED lighting Illuminant 1x LED / 2,3 W Energy efficiency class A-A++	LED lighting Illuminant 1x LED / 2,3 W, 2x LED / 4,2 W Energy efficiency class A-A++	LED lighting Illuminant 1x LED / 2,3 W Energy efficiency class A-A++	LED lighting Illuminant 1x LED / 2,3 W, 2x LED / 4,2 W Energy efficiency class A-A++
Equipped with	1x Accessories package Finion 3x pull-out compartments with non-slip mat	1x Accessories package Finion 3x pull-out compartments with non-slip mat	1x Accessories package Finion 3x pull-out compartments with non-slip mat	1x Accessories package Finion 3x pull-out compartments with non-slip mat
Note on standard	IP 44	IP 44	IP 44	IP 44
Installation	wall-mounted	wall-mounted	wall-mounted	wall-mounted
Scope of delivery	fastening set included	fastening set included	fastening set included	fastening set included
All colour combinations	3.539,-	4.076,-	3.539,-	4.076,-

To see how the article number is structured, refer to page 108

XX = Insert front and body colour
 GF = Glossy White Lacquer, GJ = Light Grey Matt Lacquer, GK = Anthracite Matt Lacquer, GM = Olive Matt Lacquer, GS = Cedar Matt Lacquer, HA = Cloud Matt Lacquer, HB = Peony Matt Lacquer, HE = Sun Matt Lacquer, HG = Midnight Blue Matt Lacquer, HH = Sand Matt Lacquer, MT = White Matt Lacquer, PD = Black Matt Lacquer, PH = Glossy Black Lacquer, GN = Walnut Veneer, PC = Oak Veneer

YY = Insert shelf colour
 GF = Glossy White Lacquer, GJ = Light Grey Matt Lacquer, GK = Anthracite Matt Lacquer, GM = Olive Matt Lacquer, GS = Cedar Matt Lacquer, HA = Cloud Matt Lacquer, HB = Peony Matt Lacquer, HE = Sun Matt Lacquer, HF = Gold Matt Lacquer, HG = Midnight Blue Matt Lacquer, HH = Sand Matt Lacquer, MT = White Matt Lacquer, PD = Black Matt Lacquer, PH = Glossy Black Lacquer, GN = Walnut Veneer, PC = Oak Veneer

Z = Insert colour code for cover panels
 1 = Glass White Matt, 2 = Glass Black Matt, 3 = Glass Sand Matt

FINION

€ excl. VAT

registered design

Produced to order (Please note that it is not always possible to cancel or change orders!), The washbasins are to be ordered separately.

Express Delivery These products are always in stock.

	VANITY UNIT	VANITY UNIT	VANITY UNIT	VANITY UNIT
Article number	F23Z 00 XX	G23Z 00 XX	F24Z YY XX	G24Z YY XX
Dimensions (w x h x d)	1000 x 603 x 501 mm	1000 x 603 x 501 mm	1000 x 603 x 501 mm	1000 x 603 x 501 mm
Version	with drilled tap holes washbasin on the middle	with wall lighting, with drilled tap holes washbasin on the middle	with shelf unit (illuminated), with drilled tap holes washbasin on the middle	with shelf unit (illuminated), with wall lighting, with drilled tap holes washbasin on the middle
For combination with	Finion 4143 61	Finion 4143 61	Finion 4143 61	Finion 4143 61
Lighting	-	LED lighting Illuminant 2x LED / 4,2 W Energy efficiency class A-A++	LED lighting Illuminant 1x LED / 2,3 W Energy efficiency class A-A++	LED lighting Illuminant 1x LED / 2,3 W, 2x LED / 4,2 W Energy efficiency class A-A++
Equipped with	1x Accessories package Finion 2x pull-out compartments with non-slip mat	1x Accessories package Finion 2x pull-out compartments with non-slip mat	1x Accessories package Finion 2x pull-out compartments with non-slip mat	1x Accessories package Finion 2x pull-out compartments with non-slip mat
Note on standard	-	IP 44	IP 44	IP 44
Installation	wall-mounted	wall-mounted	wall-mounted	wall-mounted
Scope of delivery	fastening set included	fastening set included	fastening set included	fastening set included
All colour combinations	2.571,-	3.108,-	3.108,-	3.646,-
	VANITY UNIT	VANITY UNIT	VANITY UNIT	VANITY UNIT
Article number	F25Z YY XX	G25Z YY XX	F22Z 00 XX	G22Z 00 XX
Dimensions (w x h x d)	1000 x 603 x 501 mm	1000 x 603 x 501 mm	800 x 603 x 501 mm	800 x 603 x 501 mm
Version	with shelf unit (illuminated), with drilled tap holes washbasin on the middle	with shelf unit (illuminated), with wall lighting, with drilled tap holes washbasin on the middle	with drilled tap holes washbasin on the middle	with wall lighting, with drilled tap holes washbasin on the middle
For combination with	Finion 4143 61	Finion 4143 61	Finion 4143 61	Finion 4143 61
Lighting	LED lighting Illuminant 1x LED / 2,3 W Energy efficiency class A-A++	LED lighting Illuminant 1x LED / 2,3 W, 2x LED / 4,2 W Energy efficiency class A-A++	-	LED lighting Illuminant 2x LED / 4,2 W Energy efficiency class A-A++
Equipped with	1x Accessories package Finion 2x pull-out compartments with non-slip mat	1x Accessories package Finion 2x pull-out compartments with non-slip mat	1x Accessories package Finion 2x pull-out compartments with non-slip mat	1x Accessories package Finion 2x pull-out compartments with non-slip mat
Note on standard	IP 44	IP 44	-	IP 44
Installation	wall-mounted	wall-mounted	wall-mounted	wall-mounted
Scope of delivery	fastening set included	fastening set included	fastening set included	fastening set included
All colour combinations	3.108,-	3.646,-	2.356,-	2.893,-

To see how the article number is structured, refer to page 108

XX = Insert front and body colour
 GF = Glossy White Lacquer, GJ = Light Grey Matt Lacquer, GK = Anthracite Matt Lacquer, GM = Olive Matt Lacquer, GS = Cedar Matt Lacquer, HA = Cloud Matt Lacquer, HB = Peony Matt Lacquer, HE = Sun Matt Lacquer, HG = Midnight Blue Matt Lacquer, HH = Sand Matt Lacquer, MT = White Matt Lacquer, PD = Black Matt Lacquer, PH = Glossy Black Lacquer, GN = Walnut Veneer, PC = Oak Veneer

YY = Insert shelf colour
 GF = Glossy White Lacquer, GJ = Light Grey Matt Lacquer, GK = Anthracite Matt Lacquer, GM = Olive Matt Lacquer, GS = Cedar Matt Lacquer, HA = Cloud Matt Lacquer, HB = Peony Matt Lacquer, HE = Sun Matt Lacquer, HF = Gold Matt Lacquer, HG = Midnight Blue Matt Lacquer, HH = Sand Matt Lacquer, MT = White Matt Lacquer, PD = Black Matt Lacquer, PH = Glossy Black Lacquer, GN = Walnut Veneer, PC = Oak Veneer

Z = Insert colour code for cover panels
 1 = Glass White Matt, 2 = Glass Black Matt, 3 = Glass Sand Matt

FINION





€ excl. VAT





registered design

Produced to order (Please note that it is not always possible to cancel or change orders!), The washbasins are to be ordered separately.

Express Delivery

These products are always in stock.

	VANITY UNIT	VANITY UNIT	VANITY UNIT	VANITY UNIT
				
Article number	F72Z 00 XX	G72Z 00 XX	F73Z 00 XX	G73Z 00 XX
Dimensions (w x h x d)	1600 x 603 x 501 mm	1600 x 603 x 501 mm	1600 x 603 x 501 mm	1600 x 603 x 501 mm
Version	without drilled tap holes for 2 washbasins	with wall lighting, without drilled tap holes for 2 washbasins	without drilled tap holes washbasin on the middle	with wall lighting, without drilled tap holes washbasin on the middle
For combination with	Finion 4143 61	Finion 4143 61	Finion 4143 61	Finion 4143 61
Lighting	-	LED lighting Illuminant 2x LED / 4,2 W Energy efficiency class A-A++	-	LED lighting Illuminant 2x LED / 4,2 W Energy efficiency class A-A++
Equipped with	2x Accessories package Finion 4x pull-out compartments with non-slip mat	2x Accessories package Finion 4x pull-out compartments with non-slip mat	2x Accessories package Finion 4x pull-out compartments with non-slip mat	2x Accessories package Finion 4x pull-out compartments with non-slip mat
Note on standard	-	IP 44	-	IP 44
Installation	wall-mounted	wall-mounted	wall-mounted	wall-mounted
Scope of delivery	fastening set included	fastening set included	fastening set included	fastening set included
All colour combinations	3.646,-	4.184,-	3.646,-	4.184,-

	VANITY UNIT	VANITY UNIT	VANITY UNIT	VANITY UNIT
				
Article number	F74Z YY XX	G74Z YY XX	F67Z 00 XX	G67Z 00 XX
Dimensions (w x h x d)	1600 x 603 x 501 mm	1600 x 603 x 501 mm	1200 x 603 x 501 mm	1200 x 603 x 501 mm
Version	with shelf unit (illuminated), without drilled tap holes washbasin on the middle	with shelf unit (illuminated), with wall lighting, without drilled tap holes washbasin on the middle	without drilled tap holes washbasin on the middle	with wall lighting, without drilled tap holes washbasin on the middle
For combination with	Finion 4143 61	Finion 4143 61	Finion 4143 61	Finion 4143 61
Lighting	LED lighting Illuminant 2x LED / 2,3 W Energy efficiency class A-A++	LED lighting Illuminant 2x LED / 2,3 W, 2x LED / 4,2 W Energy efficiency class A-A++	-	LED lighting Illuminant 2x LED / 4,2 W Energy efficiency class A-A++
Equipped with	1x Accessories package Finion 4x pull-out compartments with non-slip mat	1x Accessories package Finion 4x pull-out compartments with non-slip mat	2x Accessories package Finion 4x pull-out compartments with non-slip mat	2x Accessories package Finion 4x pull-out compartments with non-slip mat
Note on standard	IP 44	IP 44	-	IP 44
Installation	wall-mounted	wall-mounted	wall-mounted	wall-mounted
Scope of delivery	fastening set included	fastening set included	fastening set included	fastening set included
All colour combinations	4.722,-	5.259,-	3.001,-	3.646,-

To see how the article number is structured, refer to page 108

XX = Insert front and body colour
GF = Glossy White Lacquer, GJ = Light Grey Matt Lacquer, GK = Anthracite Matt Lacquer, GM = Olive Matt Lacquer, GS = Cedar Matt Lacquer, HA = Cloud Matt Lacquer, HB = Peony Matt Lacquer, HE = Sun Matt Lacquer, HG = Midnight Blue Matt Lacquer, HH = Sand Matt Lacquer, MT = White Matt Lacquer, PD = Black Matt Lacquer, PH = Glossy Black Lacquer, GN = Walnut Veneer, PC = Oak Veneer

YY = Insert shelf colour
GF = Glossy White Lacquer, GJ = Light Grey Matt Lacquer, GK = Anthracite Matt Lacquer, GM = Olive Matt Lacquer, GS = Cedar Matt Lacquer, HA = Cloud Matt Lacquer, HB = Peony Matt Lacquer, HE = Sun Matt Lacquer, HF = Gold Matt Lacquer, HG = Midnight Blue Matt Lacquer, HH = Sand Matt Lacquer, MT = White Matt Lacquer, PD = Black Matt Lacquer, PH = Glossy Black Lacquer, GN = Walnut Veneer, PC = Oak Veneer

Z = Insert colour code for cover panels
1 = Glass White Matt, 2 = Glass Black Matt, 3 = Glass Sand Matt

FINION

€ excl. VAT

registered design

Produced to order (Please note that it is not always possible to cancel or change orders!), The washbasins are to be ordered separately.

Express Delivery These products are always in stock.

	VANITY UNIT	VANITY UNIT	VANITY UNIT	VANITY UNIT
Article number	F70Z YY XX	G70Z YY XX	F71Z YY XX	G71Z YY XX
Dimensions (w x h x d)	1200 x 603 x 501 mm	1200 x 603 x 501 mm	1200 x 603 x 501 mm	1200 x 603 x 501 mm
Version	with shelf unit (illuminated), without drilled tap holes washbasin on the middle	with shelf unit (illuminated), with wall lighting, without drilled tap holes washbasin on the middle	with shelf unit (illuminated), without drilled tap holes washbasin on the middle	with shelf unit (illuminated), with wall lighting, without drilled tap holes washbasin on the middle
For combination with	Finion 4143 61	Finion 4143 61	Finion 4143 61	Finion 4143 61
Lighting	LED lighting Illuminant 1x LED / 2,3 W Energy efficiency class A-A++	LED lighting Illuminant 1x LED / 2,3 W, 2x LED / 4,2 W Energy efficiency class A-A++	LED lighting Illuminant 1x LED / 2,3 W Energy efficiency class A-A++	LED lighting Illuminant 1x LED / 2,3 W, 2x LED / 4,2 W Energy efficiency class A-A++
Equipped with	1x Accessories package Finion 3x pull-out compartments with non-slip mat	1x Accessories package Finion 3x pull-out compartments with non-slip mat	1x Accessories package Finion 3x pull-out compartments with non-slip mat	1x Accessories package Finion 3x pull-out compartments with non-slip mat
Note on standard	IP 44	IP 44	IP 44	IP 44
Installation	wall-mounted	wall-mounted	wall-mounted	wall-mounted
Scope of delivery	fastening set included	fastening set included	fastening set included	fastening set included
All colour combinations	3.539,-	4.076,-	3.539,-	4.076,-

	VANITY UNIT	VANITY UNIT	VANITY UNIT	VANITY UNIT
Article number	F69Z YY XX	G69Z YY XX	F68Z YY XX	G68Z YY XX
Dimensions (w x h x d)	1200 x 603 x 501 mm	1200 x 603 x 501 mm	1200 x 603 x 501 mm	1200 x 603 x 501 mm
Version	with shelf unit (illuminated), without drilled tap holes washbasin on left	with shelf unit (illuminated), with wall lighting, without drilled tap holes washbasin on left	with shelf unit (illuminated), without drilled tap holes washbasin on right	with shelf unit (illuminated), with wall lighting, without drilled tap holes washbasin on right
For combination with	Finion 4143 61	Finion 4143 61	Finion 4143 61	Finion 4143 61
Lighting	LED lighting Illuminant 1x LED / 2,3 W Energy efficiency class A-A++	LED lighting Illuminant 1x LED / 2,3 W, 2x LED / 4,2 W Energy efficiency class A-A++	LED lighting Illuminant 1x LED / 2,3 W Energy efficiency class A-A++	LED lighting Illuminant 1x LED / 2,3 W, 2x LED / 4,2 W Energy efficiency class A-A++
Equipped with	1x Accessories package Finion 3x pull-out compartments with non-slip mat	1x Accessories package Finion 3x pull-out compartments with non-slip mat	1x Accessories package Finion 3x pull-out compartments with non-slip mat	1x Accessories package Finion 3x pull-out compartments with non-slip mat
Note on standard	IP 44	IP 44	IP 44	IP 44
Installation	wall-mounted	wall-mounted	wall-mounted	wall-mounted
Scope of delivery	fastening set included	fastening set included	fastening set included	fastening set included
All colour combinations	3.539,-	4.076,-	3.539,-	4.076,-

To see how the article number is structured, refer to page 108

XX = Insert front and body colour
 GF = Glossy White Lacquer, GJ = Light Grey Matt Lacquer, GK = Anthracite Matt Lacquer, GM = Olive Matt Lacquer, GS = Cedar Matt Lacquer, HA = Cloud Matt Lacquer, HB = Peony Matt Lacquer, HE = Sun Matt Lacquer, HG = Midnight Blue Matt Lacquer, HH = Sand Matt Lacquer, MT = White Matt Lacquer, PD = Black Matt Lacquer, PH = Glossy Black Lacquer, GN = Walnut Veneer, PC = Oak Veneer

YY = Insert shelf colour
 GF = Glossy White Lacquer, GJ = Light Grey Matt Lacquer, GK = Anthracite Matt Lacquer, GM = Olive Matt Lacquer, GS = Cedar Matt Lacquer, HA = Cloud Matt Lacquer, HB = Peony Matt Lacquer, HE = Sun Matt Lacquer, HF = Gold Matt Lacquer, HG = Midnight Blue Matt Lacquer, HH = Sand Matt Lacquer, MT = White Matt Lacquer, PD = Black Matt Lacquer, PH = Glossy Black Lacquer, GN = Walnut Veneer, PC = Oak Veneer

Z = Insert colour code for cover panels
 1 = Glass White Matt, 2 = Glass Black Matt, 3 = Glass Sand Matt









FINION

€ excl. VAT

registered design

Produced to order (Please note that it is not always possible to cancel or change orders!), The washbasins are to be ordered separately.

Express Delivery These products are always in stock.

	VANITY UNIT	VANITY UNIT	VANITY UNIT	VANITY UNIT
				
Article number	F64Z 00 XX	G64Z 00 XX	F65Z YY XX	G65Z YY XX
Dimensions (w x h x d)	1000 x 603 x 501 mm	1000 x 603 x 501 mm	1000 x 603 x 501 mm	1000 x 603 x 501 mm
Version	without drilled tap holes washbasin on the middle	with wall lighting, without drilled tap holes washbasin on the middle	with shelf unit (illuminated), without drilled tap holes washbasin on the middle	with shelf unit (illuminated), with wall lighting, without drilled tap holes washbasin on the middle
For combination with	Finion 4143 61	Finion 4143 61	Finion 4143 61	Finion 4143 61
Lighting	-	LED lighting Illuminant 2x LED / 4,2 W Energy efficiency class A-A++	LED lighting Illuminant 1x LED / 2,3 W Energy efficiency class A-A++	LED lighting Illuminant 1x LED / 2,3 W, 2x LED / 4,2 W Energy efficiency class A-A++
Equipped with	1x Accessories package Finion 2x pull-out compartments with non-slip mat	1x Accessories package Finion 2x pull-out compartments with non-slip mat	1x Accessories package Finion 2x pull-out compartments with non-slip mat	1x Accessories package Finion 2x pull-out compartments with non-slip mat
Note on standard	-	IP 44	IP 44	IP 44
Installation	wall-mounted	wall-mounted	wall-mounted	wall-mounted
Scope of delivery	fastening set included	fastening set included	fastening set included	fastening set included
All colour combinations	2.571,-	3.108,-	3.108,-	3.646,-
	VANITY UNIT	VANITY UNIT	VANITY UNIT	VANITY UNIT
				
Article number	F66Z YY XX	G66Z YY XX	F63Z 00 XX	G63Z 00 XX
Dimensions (w x h x d)	1000 x 603 x 501 mm	1000 x 603 x 501 mm	800 x 603 x 501 mm	800 x 603 x 501 mm
Version	with shelf unit (illuminated), without drilled tap holes washbasin on the middle	with shelf unit (illuminated), with wall lighting, without drilled tap holes washbasin on the middle	without drilled tap holes washbasin on the middle	with wall lighting, without drilled tap holes washbasin on the middle
For combination with	Finion 4143 61	Finion 4143 61	Finion 4143 61	Finion 4143 61
Lighting	LED lighting Illuminant 1x LED / 2,3 W Energy efficiency class A-A++	LED lighting Illuminant 1x LED / 2,3 W, 2x LED / 4,2 W Energy efficiency class A-A++	-	LED lighting Illuminant 2x LED / 4,2 W Energy efficiency class A-A++
Equipped with	1x Accessories package Finion 2x pull-out compartments with non-slip mat	1x Accessories package Finion 2x pull-out compartments with non-slip mat	1x Accessories package Finion 2x pull-out compartments with non-slip mat	1x Accessories package Finion 2x pull-out compartments with non-slip mat
Note on standard	IP 44	IP 44	-	IP 44
Installation	wall-mounted	wall-mounted	wall-mounted	wall-mounted
Scope of delivery	fastening set included	fastening set included	fastening set included	fastening set included
All colour combinations	3.108,-	3.646,-	2.356,-	2.893,-

To see how the article number is structured, refer to page 108

XX = Insert front and body colour
GF = Glossy White Lacquer, GJ = Light Grey Matt Lacquer, GK = Anthracite
Matt Lacquer, GM = Olive Matt Lacquer, GS = Cedar Matt Lacquer, HA =
Cloud Matt Lacquer, HB = Peony Matt Lacquer, HE = Sun Matt Lacquer,
HG = Midnight Blue Matt Lacquer, HH = Sand Matt Lacquer, MT = White
Matt Lacquer, PD = Black Matt Lacquer, PH = Glossy Black Lacquer, GN =
Walnut Veneer, PC = Oak Veneer

YY = Insert shelf colour
GF = Glossy White Lacquer, GJ = Light Grey Matt Lacquer, GK = Anthracite
Matt Lacquer, GM = Olive Matt Lacquer, GS = Cedar Matt Lacquer, HA =
Cloud Matt Lacquer, HB = Peony Matt Lacquer, HE = Sun Matt Lacquer, HF
= Gold Matt Lacquer, HG = Midnight Blue Matt Lacquer, HH = Sand Matt
Lacquer, MT = White Matt Lacquer, PD = Black Matt Lacquer, PH = Glossy
Black Lacquer, GN = Walnut Veneer, PC = Oak Veneer

Z = Insert colour code for cover panels
1 = Glass White Matt, 2 = Glass Black Matt, 3 = Glass Sand Matt

FINION

€ excl. VAT

registered design

Produced to order (Please note that it is not always possible to cancel or change orders!), The washbasins are to be ordered separately.

Express Delivery These products are always in stock.

	VANITY UNIT	VANITY UNIT	VANITY UNIT	VANITY UNIT
Article number	F43Z 00 XX	G43Z 00 XX	F44Z 00 XX	G44Z 00 XX
Dimensions (w x h x d)	1600 x 603 x 501 mm	1600 x 603 x 501 mm	1600 x 603 x 501 mm	1600 x 603 x 501 mm
Version	for 2 washbasins	with wall lighting for 2 washbasins	washbasin on the middle	with wall lighting washbasin on the middle
For combination with	Finion 4142 60/61/64 Memento 2.0 4A07 60/61	Finion 4142 60/61/64 Memento 2.0 4A07 60/61	Finion 4142 60/61/64 Memento 2.0 4A07 60/61	Finion 4142 60/61/64 Memento 2.0 4A07 60/61
Lighting	-	LED lighting Illuminant 2x LED / 4,2 W Energy efficiency class A-A++	-	LED lighting Illuminant 2x LED / 4,2 W Energy efficiency class A-A++
Equipped with	2x Accessories package Finion 4x pull-out compartments with non-slip mat	2x Accessories package Finion 4x pull-out compartments with non-slip mat	2x Accessories package Finion 4x pull-out compartments with non-slip mat	2x Accessories package Finion 4x pull-out compartments with non-slip mat
Note on standard	-	IP 44	-	IP 44
Installation	wall-mounted	wall-mounted	wall-mounted	wall-mounted
Scope of delivery	fastening set included	fastening set included	fastening set included	fastening set included
All colour combinations	3.646,-	4.184,-	3.646,-	4.184,-

	VANITY UNIT	VANITY UNIT	VANITY UNIT	VANITY UNIT
Article number	F45Z YY XX	G45Z YY XX	F38Z 00 XX	G38Z 00 XX
Dimensions (w x h x d)	1600 x 603 x 501 mm	1600 x 603 x 501 mm	1200 x 603 x 501 mm	1200 x 603 x 501 mm
Version	with shelf unit (illuminated) washbasin on the middle	with shelf unit (illuminated), with wall lighting washbasin on the middle	washbasin on the middle	with wall lighting washbasin on the middle
For combination with	Finion 4142 60/61/64 Memento 2.0 4A07 60/61	Finion 4142 60/61/64 Memento 2.0 4A07 60/61	Finion 4142 60/61/64 Memento 2.0 4A07 60/61	Finion 4142 60/61/64 Memento 2.0 4A07 60/61
Lighting	LED lighting Illuminant 2x LED / 2,3 W Energy efficiency class A-A++	LED lighting Illuminant 2x LED / 2,3 W, 2x LED / 4,2 W Energy efficiency class A-A++	-	LED lighting Illuminant 2x LED / 4,2 W Energy efficiency class A-A++
Equipped with	1x Accessories package Finion 4x pull-out compartments with non-slip mat	1x Accessories package Finion 4x pull-out compartments with non-slip mat	2x Accessories package Finion 4x pull-out compartments with non-slip mat	2x Accessories package Finion 4x pull-out compartments with non-slip mat
Note on standard	IP 44	IP 44	-	IP 44
Installation	wall-mounted	wall-mounted	wall-mounted	wall-mounted
Scope of delivery	fastening set included	fastening set included	fastening set included	fastening set included
All colour combinations	4.722,-	5.259,-	3.001,-	3.539,-

To see how the article number is structured, refer to page 108

XX = Insert front and body colour
 GF = Glossy White Lacquer, GJ = Light Grey Matt Lacquer, GK = Anthracite Matt Lacquer, GM = Olive Matt Lacquer, GS = Cedar Matt Lacquer, HA = Cloud Matt Lacquer, HB = Peony Matt Lacquer, HE = Sun Matt Lacquer, HG = Midnight Blue Matt Lacquer, HH = Sand Matt Lacquer, MT = White Matt Lacquer, PD = Black Matt Lacquer, PH = Glossy Black Lacquer, GN = Walnut Veneer, PC = Oak Veneer

YY = Insert shelf colour
 GF = Glossy White Lacquer, GJ = Light Grey Matt Lacquer, GK = Anthracite Matt Lacquer, GM = Olive Matt Lacquer, GS = Cedar Matt Lacquer, HA = Cloud Matt Lacquer, HB = Peony Matt Lacquer, HE = Sun Matt Lacquer, HF = Gold Matt Lacquer, HG = Midnight Blue Matt Lacquer, HH = Sand Matt Lacquer, MT = White Matt Lacquer, PD = Black Matt Lacquer, PH = Glossy Black Lacquer, GN = Walnut Veneer, PC = Oak Veneer

Z = Insert colour code for cover panels
 1 = Glass White Matt, 2 = Glass Black Matt, 3 = Glass Sand Matt

FINION





€ excl. VAT





registered design

Produced to order (Please note that it is not always possible to cancel or change orders!), The washbasins are to be ordered separately.

Express Delivery

These products are always in stock.

	VANITY UNIT	VANITY UNIT	VANITY UNIT	VANITY UNIT
				
Article number	F41Z YY XX	G41Z YY XX	F42Z YY XX	G42Z YY XX
Dimensions (w x h x d)	1200 x 603 x 501 mm	1200 x 603 x 501 mm	1200 x 603 x 501 mm	1200 x 603 x 501 mm
Version	with shelf unit (illuminated) washbasin on the middle	with shelf unit (illuminated), with wall lighting washbasin on the middle	with shelf unit (illuminated) washbasin on the middle	with shelf unit (illuminated), with wall lighting washbasin on the middle
For combination with	Finion 4142 60/61/64 Memento 2.0 4A07 60/61	Finion 4142 60/61/64 Memento 2.0 4A07 60/61	Finion 4142 60/61/64 Memento 2.0 4A07 60/61	Finion 4142 60/61/64 Memento 2.0 4A07 60/61
Lighting	LED lighting Illuminant 1x LED / 2,3 W Energy efficiency class A-A++	LED lighting Illuminant 1x LED / 2,3 W, 2x LED / 4,2 W Energy efficiency class A-A++	LED lighting Illuminant 1x LED / 2,3 W Energy efficiency class A-A++	LED lighting Illuminant 1x LED / 2,3 W, 2x LED / 4,2 W Energy efficiency class A-A++
Equipped with	1x Accessories package Finion 3x pull-out compartments with non-slip mat	1x Accessories package Finion 3x pull-out compartments with non-slip mat	1x Accessories package Finion 3x pull-out compartments with non-slip mat	1x Accessories package Finion 3x pull-out compartments with non-slip mat
Note on standard	IP 44	IP 44	IP 44	IP 44
Installation	wall-mounted	wall-mounted	wall-mounted	wall-mounted
Scope of delivery	fastening set included	fastening set included	fastening set included	fastening set included
All colour combinations	3.539,-	4.076,-	3.539,-	4.076,-

	VANITY UNIT	VANITY UNIT	VANITY UNIT	VANITY UNIT
				
Article number	F40Z YY XX	G40Z YY XX	F39Z YY XX	G39Z YY XX
Dimensions (w x h x d)	1200 x 603 x 501 mm	1200 x 603 x 501 mm	1200 x 603 x 501 mm	1200 x 603 x 501 mm
Version	with shelf unit (illuminated) washbasin on left	with shelf unit (illuminated), with wall lighting washbasin on left	with shelf unit (illuminated) washbasin on right	with shelf unit (illuminated), with wall lighting washbasin on right
For combination with	Finion 4142 60/61/64 Memento 2.0 4A07 60/61	Finion 4142 60/61/64 Memento 2.0 4A07 60/61	Finion 4142 60/61/64 Memento 2.0 4A07 60/61	Finion 4142 60/61/64 Memento 2.0 4A07 60/61
Lighting	LED lighting Illuminant 1x LED / 2,3 W Energy efficiency class A-A++	LED lighting Illuminant 1x LED / 2,3 W, 2x LED / 4,2 W Energy efficiency class A-A++	LED lighting Illuminant 1x LED / 2,3 W Energy efficiency class A-A++	LED lighting Illuminant 1x LED / 2,3 W, 2x LED / 4,2 W Energy efficiency class A-A++
Equipped with	1x Accessories package Finion 3x pull-out compartments with non-slip mat	1x Accessories package Finion 3x pull-out compartments with non-slip mat	1x Accessories package Finion 3x pull-out compartments with non-slip mat	1x Accessories package Finion 3x pull-out compartments with non-slip mat
Note on standard	IP 44	IP 44	IP 44	IP 44
Installation	wall-mounted	wall-mounted	wall-mounted	wall-mounted
Scope of delivery	fastening set included	fastening set included	fastening set included	fastening set included
All colour combinations	3.539,-	4.076,-	3.539,-	4.076,-

To see how the article number is structured, refer to page 108

XX = Insert front and body colour
 GF = Glossy White Lacquer, GJ = Light Grey Matt Lacquer, GK = Anthracite Matt Lacquer, GM = Olive Matt Lacquer, GS = Cedar Matt Lacquer, HA = Cloud Matt Lacquer, HB = Peony Matt Lacquer, HE = Sun Matt Lacquer, HG = Midnight Blue Matt Lacquer, HH = Sand Matt Lacquer, MT = White Matt Lacquer, PD = Black Matt Lacquer, PH = Glossy Black Lacquer, GN = Walnut Veneer, PC = Oak Veneer

YY = Insert shelf colour
 GF = Glossy White Lacquer, GJ = Light Grey Matt Lacquer, GK = Anthracite Matt Lacquer, GM = Olive Matt Lacquer, GS = Cedar Matt Lacquer, HA = Cloud Matt Lacquer, HB = Peony Matt Lacquer, HE = Sun Matt Lacquer, HF = Gold Matt Lacquer, HG = Midnight Blue Matt Lacquer, HH = Sand Matt Lacquer, MT = White Matt Lacquer, PD = Black Matt Lacquer, PH = Glossy Black Lacquer, GN = Walnut Veneer, PC = Oak Veneer

Z = Insert colour code for cover panels
 1 = Glass White Matt, 2 = Glass Black Matt, 3 = Glass Sand Matt

FINION

€ excl. VAT

registered design

Produced to order (Please note that it is not always possible to cancel or change orders!), The washbasins are to be ordered separately.

Express Delivery These products are always in stock.

	VANITY UNIT	VANITY UNIT	VANITY UNIT	VANITY UNIT
Article number	F35Z 00 XX	G35Z 00 XX	F36Z YY XX	G36Z YY XX
Dimensions (w x h x d)	1000 x 603 x 501 mm	1000 x 603 x 501 mm	1000 x 603 x 501 mm	1000 x 603 x 501 mm
Version	washbasin on the middle	with wall lighting washbasin on the middle	with shelf unit (illuminated) washbasin on the middle	with shelf unit (illuminated), with wall lighting washbasin on the middle
For combination with	Finion 4142 60/61/64 Memento 2.0 4A07 60/61	Finion 4142 60/61/64 Memento 2.0 4A07 60/61	Finion 4142 60/61/64 Memento 2.0 4A07 60/61	Finion 4142 60/61/64 Memento 2.0 4A07 60/61
Lighting	-	LED lighting Illuminant 2x LED / 4,2 W Energy efficiency class A-A++	LED lighting Illuminant 1x LED / 2,3 W Energy efficiency class A-A++	LED lighting Illuminant 1x LED / 2,3 W, 2x LED / 4,2 W Energy efficiency class A-A++
Equipped with	1x Accessories package Finion 2x pull-out compartments with non-slip mat	1x Accessories package Finion 2x pull-out compartments with non-slip mat	1x Accessories package Finion 2x pull-out compartments with non-slip mat	1x Accessories package Finion 2x pull-out compartments with non-slip mat
Note on standard	-	IP 44	IP 44	IP 44
Installation	wall-mounted	wall-mounted	wall-mounted	wall-mounted
Scope of delivery	fastening set included	fastening set included	fastening set included	fastening set included
All colour combinations	2.571,-	3.108,-	3.108,-	3.646,-

	VANITY UNIT	VANITY UNIT	VANITY UNIT	VANITY UNIT
Article number	F37Z YY XX	G37Z YY XX	F34Z 00 XX	G34Z 00 XX
Dimensions (w x h x d)	1000 x 603 x 501 mm	1000 x 603 x 501 mm	800 x 603 x 501 mm	800 x 603 x 501 mm
Version	with shelf unit (illuminated) washbasin on the middle	with shelf unit (illuminated), with wall lighting washbasin on the middle	washbasin on the middle	with wall lighting washbasin on the middle
For combination with	Finion 4142 60/61/64 Memento 2.0 4A07 60/61	Finion 4142 60/61/64 Memento 2.0 4A07 60/61	Finion 4142 60/61/64 Memento 2.0 4A07 60/61	Finion 4142 60/61/64 Memento 2.0 4A07 60/61
Lighting	LED lighting Illuminant 1x LED / 2,3 W Energy efficiency class A-A++	LED lighting Illuminant 1x LED / 2,3 W, 2x LED / 4,2 W Energy efficiency class A-A++	-	LED lighting Illuminant 2x LED / 4,2 W Energy efficiency class A-A++
Equipped with	1x Accessories package Finion 2x pull-out compartments with non-slip mat	1x Accessories package Finion 2x pull-out compartments with non-slip mat	1x Accessories package Finion 2x pull-out compartments with non-slip mat	1x Accessories package Finion 2x pull-out compartments with non-slip mat
Note on standard	IP 44	IP 44	-	IP 44
Installation	wall-mounted	wall-mounted	wall-mounted	wall-mounted
Scope of delivery	fastening set included	fastening set included	fastening set included	fastening set included
All colour combinations	3.108,-	3.646,-	2.356,-	2.893,-

To see how the article number is structured, refer to page 108

XX = Insert front and body colour
 GF = Glossy White Lacquer, GJ = Light Grey Matt Lacquer, GK = Anthracite Matt Lacquer, GM = Olive Matt Lacquer, GS = Cedar Matt Lacquer, HA = Cloud Matt Lacquer, HB = Peony Matt Lacquer, HE = Sun Matt Lacquer, HG = Midnight Blue Matt Lacquer, HH = Sand Matt Lacquer, MT = White Matt Lacquer, PD = Black Matt Lacquer, PH = Glossy Black Lacquer, GN = Walnut Veneer, PC = Oak Veneer

YY = Insert shelf colour
 GF = Glossy White Lacquer, GJ = Light Grey Matt Lacquer, GK = Anthracite Matt Lacquer, GM = Olive Matt Lacquer, GS = Cedar Matt Lacquer, HA = Cloud Matt Lacquer, HB = Peony Matt Lacquer, HE = Sun Matt Lacquer, HF = Gold Matt Lacquer, HG = Midnight Blue Matt Lacquer, HH = Sand Matt Lacquer, MT = White Matt Lacquer, PD = Black Matt Lacquer, PH = Glossy Black Lacquer, GN = Walnut Veneer, PC = Oak Veneer

Z = Insert colour code for cover panels
 1 = Glass White Matt, 2 = Glass Black Matt, 3 = Glass Sand Matt





FINION





€ excl. VAT

registered design

Produced to order (Please note that it is not always possible to cancel or change orders!), The washbasins are to be ordered separately.

Express Delivery These products are always in stock.

	VANITY UNIT	VANITY UNIT	VANITY UNIT	VANITY UNIT
				
Article number	F84Z 00 XX	G84Z 00 XX	F85Z 00 XX	G85Z 00 XX
Dimensions (w x h x d)	1600 x 603 x 501 mm	1600 x 603 x 501 mm	1600 x 603 x 501 mm	1600 x 603 x 501 mm
Version	with drilled tap holes for 2 washbasins	with wall lighting, with drilled tap holes for 2 washbasins	with drilled tap holes washbasin on the middle	with wall lighting, with drilled tap holes washbasin on the middle
For combination with	Artis 4172 58 Collaro 4A21 38, 4A19 56, 4A20 56	Artis 4172 58 Collaro 4A21 38, 4A19 56, 4A20 56	Artis 4172 58 Collaro 4A21 38, 4A19 56, 4A20 56	Artis 4172 58 Collaro 4A21 38, 4A19 56, 4A20 56
Lighting	-	LED lighting Illuminant 2x LED / 4,2 W Energy efficiency class A-A++	-	LED lighting Illuminant 2x LED / 4,2 W Energy efficiency class A-A++
Equipped with	2x Accessories package Finion 4x pull-out compartments with non-slip mat	2x Accessories package Finion 4x pull-out compartments with non-slip mat	2x Accessories package Finion 4x pull-out compartments with non-slip mat	2x Accessories package Finion 4x pull-out compartments with non-slip mat
Note on standard	-	IP 44	-	IP 44
Installation	wall-mounted	wall-mounted	wall-mounted	wall-mounted
Scope of delivery	fastening set included	fastening set included	fastening set included	fastening set included
All colour combinations	3.646,-	4.184,-	3.646,-	4.184,-

	VANITY UNIT	VANITY UNIT	VANITY UNIT	VANITY UNIT
				
Article number	F86Z YY XX	G86Z YY XX	F79Z 00 XX	G79Z 00 XX
Dimensions (w x h x d)	1600 x 603 x 501 mm	1600 x 603 x 501 mm	1200 x 603 x 501 mm	1200 x 603 x 501 mm
Version	with shelf unit (illuminated), with drilled tap holes washbasin on the middle	with shelf unit (illuminated), with wall lighting, with drilled tap holes washbasin on the middle	with drilled tap holes washbasin on the middle	with wall lighting, with drilled tap holes washbasin on the middle
For combination with	Artis 4172 58 Collaro 4A21 38, 4A19 56, 4A20 56	Artis 4172 58 Collaro 4A21 38, 4A19 56, 4A20 56	Artis 4172 58 Collaro 4A21 38, 4A19 56, 4A20 56	Artis 4172 58 Collaro 4A21 38, 4A19 56, 4A20 56
Lighting	LED lighting Illuminant 2x LED / 2,3 W Energy efficiency class A-A++	LED lighting Illuminant 2x LED / 2,3 W, 2x LED / 4,2 W Energy efficiency class A-A++	-	LED lighting Illuminant 2x LED / 4,2 W Energy efficiency class A-A++
Equipped with	1x Accessories package Finion 4x pull-out compartments with non-slip mat	1x Accessories package Finion 4x pull-out compartments with non-slip mat	2x Accessories package Finion 4x pull-out compartments with non-slip mat	2x Accessories package Finion 4x pull-out compartments with non-slip mat
Note on standard	IP 44	IP 44	-	IP 44
Installation	wall-mounted	wall-mounted	wall-mounted	wall-mounted
Scope of delivery	fastening set included	fastening set included	fastening set included	fastening set included
All colour combinations	4.722,-	5.259,-	3.001,-	3.646,-

To see how the article number is structured, refer to page 108

XX = Insert front and body colour
 GF = Glossy White Lacquer, GJ = Light Grey Matt Lacquer, GK = Anthracite Matt Lacquer, GM = Olive Matt Lacquer, GS = Cedar Matt Lacquer, HA = Cloud Matt Lacquer, HB = Peony Matt Lacquer, HE = Sun Matt Lacquer, HG = Midnight Blue Matt Lacquer, HH = Sand Matt Lacquer, MT = White Matt Lacquer, PD = Black Matt Lacquer, PH = Glossy Black Lacquer, GN = Walnut Veneer, PC = Oak Veneer

YY = Insert shelf colour
 GF = Glossy White Lacquer, GJ = Light Grey Matt Lacquer, GK = Anthracite Matt Lacquer, GM = Olive Matt Lacquer, GS = Cedar Matt Lacquer, HA = Cloud Matt Lacquer, HB = Peony Matt Lacquer, HE = Sun Matt Lacquer, HF = Gold Matt Lacquer, HG = Midnight Blue Matt Lacquer, HH = Sand Matt Lacquer, MT = White Matt Lacquer, PD = Black Matt Lacquer, PH = Glossy Black Lacquer, GN = Walnut Veneer, PC = Oak Veneer

Z = Insert colour code for cover panels
 1 = Glass White Matt, 2 = Glass Black Matt, 3 = Glass Sand Matt





FINION





€ excl. VAT

registered design

Produced to order (Please note that it is not always possible to cancel or change orders!), The washbasins are to be ordered separately.

Express Delivery These products are always in stock.

	VANITY UNIT	VANITY UNIT	VANITY UNIT	VANITY UNIT
				
Article number	F80Z YY XX	G80Z YY XX	F81Z YY XX	G81Z YY XX
Dimensions (w x h x d)	1200 x 603 x 501 mm	1200 x 603 x 501 mm	1200 x 603 x 501 mm	1200 x 603 x 501 mm
Version	with shelf unit (illuminated), with drilled tap holes washbasin on right	with shelf unit (illuminated), with wall lighting, with drilled tap holes washbasin on right	with shelf unit (illuminated), with drilled tap holes washbasin on left	with shelf unit (illuminated), with wall lighting, with drilled tap holes washbasin on left
For combination with	Artis 4172 58 Collaro 4A21 38, 4A19 56, 4A20 56	Artis 4172 58 Collaro 4A21 38, 4A19 56, 4A20 56	Artis 4172 58 Collaro 4A21 38, 4A19 56, 4A20 56	Artis 4172 58 Collaro 4A21 38, 4A19 56, 4A20 56
Lighting	LED lighting Illuminant 1x LED / 2,3 W Energy efficiency class A-A++	LED lighting Illuminant 1x LED / 2,3 W, 2x LED / 4,2 W Energy efficiency class A-A++	LED lighting Illuminant 1x LED / 2,3 W Energy efficiency class A-A++	LED lighting Illuminant 1x LED / 2,3 W, 2x LED / 4,2 W Energy efficiency class A-A++
Equipped with	1x Accessories package Finion 3x pull-out compartments with non-slip mat	1x Accessories package Finion 3x pull-out compartments with non-slip mat	1x Accessories package Finion 3x pull-out compartments with non-slip mat	1x Accessories package Finion 3x pull-out compartments with non-slip mat
Note on standard	IP 44	IP 44	IP 44	IP 44
Installation	wall-mounted	wall-mounted	wall-mounted	wall-mounted
Scope of delivery	fastening set included	fastening set included	fastening set included	fastening set included
All colour combinations	3.539,-	4.076,-	3.539,-	4.076,-

	VANITY UNIT	VANITY UNIT	VANITY UNIT	VANITY UNIT
				
Article number	F82Z YY XX	G82Z YY XX	F83Z YY XX	G83Z YY XX
Dimensions (w x h x d)	1200 x 603 x 501 mm	1200 x 603 x 501 mm	1200 x 603 x 501 mm	1200 x 603 x 501 mm
Version	with shelf unit (illuminated), with drilled tap holes washbasin on the middle	with shelf unit (illuminated), with wall lighting, with drilled tap holes washbasin on the middle	with shelf unit (illuminated), with drilled tap holes washbasin on the middle	with shelf unit (illuminated), with wall lighting, with drilled tap holes washbasin on the middle
For combination with	Artis 4172 58 Collaro 4A21 38, 4A19 56, 4A20 56	Artis 4172 58 Collaro 4A21 38, 4A19 56, 4A20 56	Artis 4172 58 Collaro 4A21 38, 4A19 56, 4A20 56	Artis 4172 58 Collaro 4A21 38, 4A19 56, 4A20 56
Lighting	LED lighting Illuminant 1x LED / 2,3 W Energy efficiency class A-A++	LED lighting Illuminant 1x LED / 2,3 W, 2x LED / 4,2 W Energy efficiency class A-A++	LED lighting Illuminant 1x LED / 2,3 W Energy efficiency class A-A++	LED lighting Illuminant 1x LED / 2,3 W, 2x LED / 4,2 W Energy efficiency class A-A++
Equipped with	1x Accessories package Finion 3x pull-out compartments with non-slip mat	1x Accessories package Finion 3x pull-out compartments with non-slip mat	1x Accessories package Finion 3x pull-out compartments with non-slip mat	1x Accessories package Finion 3x pull-out compartments with non-slip mat
Note on standard	IP 44	IP 44	IP 44	IP 44
Installation	wall-mounted	wall-mounted	wall-mounted	wall-mounted
Scope of delivery	fastening set included	fastening set included	fastening set included	fastening set included
All colour combinations	3.539,-	4.076,-	3.539,-	4.076,-

To see how the article number is structured, refer to page 108

XX = Insert front and body colour
 GF = Glossy White Lacquer, GJ = Light Grey Matt Lacquer, GK = Anthracite Matt Lacquer, GM = Olive Matt Lacquer, GS = Cedar Matt Lacquer, HA = Cloud Matt Lacquer, HB = Peony Matt Lacquer, HE = Sun Matt Lacquer, HG = Midnight Blue Matt Lacquer, HH = Sand Matt Lacquer, MT = White Matt Lacquer, PD = Black Matt Lacquer, PH = Glossy Black Lacquer, GN = Walnut Veneer, PC = Oak Veneer

YY = Insert shelf colour
 GF = Glossy White Lacquer, GJ = Light Grey Matt Lacquer, GK = Anthracite Matt Lacquer, GM = Olive Matt Lacquer, GS = Cedar Matt Lacquer, HA = Cloud Matt Lacquer, HB = Peony Matt Lacquer, HE = Sun Matt Lacquer, HF = Gold Matt Lacquer, HG = Midnight Blue Matt Lacquer, HH = Sand Matt Lacquer, MT = White Matt Lacquer, PD = Black Matt Lacquer, PH = Glossy Black Lacquer, GN = Walnut Veneer, PC = Oak Veneer

Z = Insert colour code for cover panels
 1 = Glass White Matt, 2 = Glass Black Matt, 3 = Glass Sand Matt

FINION

€ excl. VAT

registered design

Produced to order (Please note that it is not always possible to cancel or change orders!), The washbasins are to be ordered separately.

Express Delivery These products are always in stock.

	VANITY UNIT	VANITY UNIT	VANITY UNIT	VANITY UNIT
Article number	F76Z 00 XX	G76Z 00 XX	F77Z YY XX	G77Z YY XX
Dimensions (w x h x d)	1000 x 603 x 501 mm	1000 x 603 x 501 mm	1000 x 603 x 501 mm	1000 x 603 x 501 mm
Version	with drilled tap holes washbasin on the middle	with wall lighting, with drilled tap holes washbasin on the middle	with shelf unit (illuminated), with drilled tap holes washbasin on the middle	with shelf unit (illuminated), with wall lighting, with drilled tap holes washbasin on the middle
For combination with	Artis 4172 58 Collaro 4A21 38, 4A19 56, 4A20 56	Artis 4172 58 Collaro 4A21 38, 4A19 56, 4A20 56	Artis 4172 58 Collaro 4A21 38, 4A19 56, 4A20 56	Artis 4172 58 Collaro 4A21 38, 4A19 56, 4A20 56
Lighting	-	LED lighting Illuminant 2x LED / 4,2 W Energy efficiency class A-A++	LED lighting Illuminant 1x LED / 2,3 W Energy efficiency class A-A++	LED lighting Illuminant 1x LED / 2,3 W, 2x LED / 4,2 W Energy efficiency class A-A++
Equipped with	1x Accessories package Finion 2x pull-out compartments with non-slip mat	1x Accessories package Finion 2x pull-out compartments with non-slip mat	1x Accessories package Finion 2x pull-out compartments with non-slip mat	1x Accessories package Finion 2x pull-out compartments with non-slip mat
Note on standard	-	IP 44	IP 44	IP 44
Installation	wall-mounted	wall-mounted	wall-mounted	wall-mounted
Scope of delivery	fastening set included	fastening set included	fastening set included	fastening set included
All colour combinations	2.571,-	3.108,-	3.108,-	3.646,-

	VANITY UNIT	VANITY UNIT	VANITY UNIT	VANITY UNIT
Article number	F78Z YY XX	G78Z YY XX	F75Z 00 XX	G75Z 00 XX
Dimensions (w x h x d)	1000 x 603 x 501 mm	1000 x 603 x 501 mm	800 x 603 x 501 mm	800 x 603 x 501 mm
Version	with shelf unit (illuminated), with drilled tap holes washbasin on the middle	with shelf unit (illuminated), with wall lighting, with drilled tap holes washbasin on the middle	with drilled tap holes washbasin on the middle	with wall lighting, with drilled tap holes washbasin on the middle
For combination with	Artis 4172 58 Collaro 4A21 38, 4A19 56, 4A20 56	Artis 4172 58 Collaro 4A21 38, 4A19 56, 4A20 56	Artis 4172 58 Collaro 4A21 38, 4A19 56, 4A20 56	Artis 4172 58 Collaro 4A21 38, 4A19 56, 4A20 56
Lighting	LED lighting Illuminant 1x LED / 2,3 W Energy efficiency class A-A++	LED lighting Illuminant 1x LED / 2,3 W, 2x LED / 4,2 W Energy efficiency class A-A++	-	LED lighting Illuminant 2x LED / 4,2 W Energy efficiency class A-A++
Equipped with	1x Accessories package Finion 2x pull-out compartments with non-slip mat	1x Accessories package Finion 2x pull-out compartments with non-slip mat	1x Accessories package Finion 2x pull-out compartments with non-slip mat	1x Accessories package Finion 2x pull-out compartments with non-slip mat
Note on standard	IP 44	IP 44	-	IP 44
Installation	wall-mounted	wall-mounted	wall-mounted	wall-mounted
Scope of delivery	fastening set included	fastening set included	fastening set included	fastening set included
All colour combinations	3.108,-	3.646,-	2.356,-	2.893,-

To see how the article number is structured, refer to page 108

XX = Insert front and body colour
 GF = Glossy White Lacquer, GJ = Light Grey Matt Lacquer, GK = Anthracite Matt Lacquer, GM = Olive Matt Lacquer, GS = Cedar Matt Lacquer, HA = Cloud Matt Lacquer, HB = Peony Matt Lacquer, HE = Sun Matt Lacquer, HG = Midnight Blue Matt Lacquer, HH = Sand Matt Lacquer, MT = White Matt Lacquer, PD = Black Matt Lacquer, PH = Glossy Black Lacquer, GN = Walnut Veneer, PC = Oak Veneer

YY = Insert shelf colour
 GF = Glossy White Lacquer, GJ = Light Grey Matt Lacquer, GK = Anthracite Matt Lacquer, GM = Olive Matt Lacquer, GS = Cedar Matt Lacquer, HA = Cloud Matt Lacquer, HB = Peony Matt Lacquer, HE = Sun Matt Lacquer, HF = Gold Matt Lacquer, HG = Midnight Blue Matt Lacquer, HH = Sand Matt Lacquer, MT = White Matt Lacquer, PD = Black Matt Lacquer, PH = Glossy Black Lacquer, GN = Walnut Veneer, PC = Oak Veneer

Z = Insert colour code for cover panels
 1 = Glass White Matt, 2 = Glass Black Matt, 3 = Glass Sand Matt





FINION





€ excl. VAT

registered design

Produced to order (Please note that it is not always possible to cancel or change orders!), The washbasins are to be ordered separately.

Express Delivery These products are always in stock.

	VANITY UNIT	VANITY UNIT	VANITY UNIT	VANITY UNIT
				
Article number	F96Z 00 XX	G96Z 00 XX	F97Z 00 XX	G97Z 00 XX
Dimensions (w x h x d)	1600 x 603 x 501 mm	1600 x 603 x 501 mm	1600 x 603 x 501 mm	1600 x 603 x 501 mm
Version	with drilled tap holes for 2 washbasins	with wall lighting, with drilled tap holes for 2 washbasins	with drilled tap holes washbasin on the middle	with wall lighting, with drilled tap holes washbasin on the middle
For combination with	Artis 4198 61, 4179 43 Collaro 4A18 40	Artis 4198 61, 4179 43 Collaro 4A18 40	Artis 4198 61, 4179 43 Collaro 4A18 40	Artis 4198 61, 4179 43 Collaro 4A18 40
Lighting	-	LED lighting Illuminant 2x LED / 4,2 W Energy efficiency class A-A++	-	LED lighting Illuminant 2x LED / 4,2 W Energy efficiency class A-A++
Equipped with	2x Accessories package Finion 4x pull-out compartments with non-slip mat	2x Accessories package Finion 4x pull-out compartments with non-slip mat	2x Accessories package Finion 4x pull-out compartments with non-slip mat	2x Accessories package Finion 4x pull-out compartments with non-slip mat
Note on standard	-	IP 44	-	IP 44
Installation	wall-mounted	wall-mounted	wall-mounted	wall-mounted
Scope of delivery	fastening set included	fastening set included	fastening set included	fastening set included
All colour combinations	3.646,-	4.184,-	3.646,-	4.184,-

	VANITY UNIT	VANITY UNIT	VANITY UNIT	VANITY UNIT
				
Article number	F98Z YY XX	G98Z YY XX	F91Z 00 XX	G91Z 00 XX
Dimensions (w x h x d)	1600 x 603 x 501 mm	1600 x 603 x 501 mm	1200 x 603 x 501 mm	1200 x 603 x 501 mm
Version	with shelf unit (illuminated), with drilled tap holes washbasin on the middle	with shelf unit (illuminated), with wall lighting, with drilled tap holes washbasin on the middle	with drilled tap holes washbasin on the middle	with wall lighting, with drilled tap holes washbasin on the middle
For combination with	Artis 4198 61, 4179 43 Collaro 4A18 40	Artis 4198 61, 4179 43 Collaro 4A18 40	Artis 4198 61, 4179 43 Collaro 4A18 40	Artis 4198 61, 4179 43 Collaro 4A18 40
Lighting	LED lighting Illuminant 2x LED / 2,3 W Energy efficiency class A-A++	LED lighting Illuminant 2x LED / 2,3 W, 2x LED / 4,2 W Energy efficiency class A-A++	-	LED lighting Illuminant 2x LED / 4,2 W Energy efficiency class A-A++
Equipped with	1x Accessories package Finion 4x pull-out compartments with non-slip mat	1x Accessories package Finion 4x pull-out compartments with non-slip mat	2x Accessories package Finion 4x pull-out compartments with non-slip mat	2x Accessories package Finion 4x pull-out compartments with non-slip mat
Note on standard	IP 44	IP 44	-	IP 44
Installation	wall-mounted	wall-mounted	wall-mounted	wall-mounted
Scope of delivery	fastening set included	fastening set included	fastening set included	fastening set included
All colour combinations	4.722,-	5.259,-	3.001,-	3.646,-

To see how the article number is structured, refer to page 108

XX = Insert front and body colour
 GF = Glossy White Lacquer, GJ = Light Grey Matt Lacquer, GK = Anthracite Matt Lacquer, GM = Olive Matt Lacquer, GS = Cedar Matt Lacquer, HA = Cloud Matt Lacquer, HB = Peony Matt Lacquer, HE = Sun Matt Lacquer, HG = Midnight Blue Matt Lacquer, HH = Sand Matt Lacquer, MT = White Matt Lacquer, PD = Black Matt Lacquer, PH = Glossy Black Lacquer, GN = Walnut Veneer, PC = Oak Veneer

YY = Insert shelf colour
 GF = Glossy White Lacquer, GJ = Light Grey Matt Lacquer, GK = Anthracite Matt Lacquer, GM = Olive Matt Lacquer, GS = Cedar Matt Lacquer, HA = Cloud Matt Lacquer, HB = Peony Matt Lacquer, HE = Sun Matt Lacquer, HF = Gold Matt Lacquer, HG = Midnight Blue Matt Lacquer, HH = Sand Matt Lacquer, MT = White Matt Lacquer, PD = Black Matt Lacquer, PH = Glossy Black Lacquer, GN = Walnut Veneer, PC = Oak Veneer

Z = Insert colour code for cover panels
 1 = Glass White Matt, 2 = Glass Black Matt, 3 = Glass Sand Matt





FINION





€ excl. VAT

registered design

Produced to order (Please note that it is not always possible to cancel or change orders!), The washbasins are to be ordered separately.

Express Delivery These products are always in stock.

	VANITY UNIT	VANITY UNIT	VANITY UNIT	VANITY UNIT
				
Article number	F92Z YY XX	G92Z YY XX	F93Z YY XX	G93Z YY XX
Dimensions (w x h x d)	1200 x 603 x 501 mm	1200 x 603 x 501 mm	1200 x 603 x 501 mm	1200 x 603 x 501 mm
Version	with shelf unit (illuminated), with drilled tap holes washbasin on right	with shelf unit (illuminated), with wall lighting, with drilled tap holes washbasin on right	with shelf unit (illuminated), with drilled tap holes washbasin on left	with shelf unit (illuminated), with wall lighting, with drilled tap holes washbasin on left
For combination with	Artis 4198 61, 4179 43 Collaro 4A18 40	Artis 4198 61, 4179 43 Collaro 4A18 40	Artis 4198 61, 4179 43 Collaro 4A18 40	Artis 4198 61, 4179 43 Collaro 4A18 40
Lighting	LED lighting Illuminant 1x LED / 2,3 W Energy efficiency class A-A++	LED lighting Illuminant 1x LED / 2,3 W, 2x LED / 4,2 W Energy efficiency class A-A++	LED lighting Illuminant 1x LED / 2,3 W Energy efficiency class A-A++	LED lighting Illuminant 1x LED / 2,3 W, 2x LED / 4,2 W Energy efficiency class A-A++
Equipped with	1x Accessories package Finion 3x pull-out compartments with non-slip mat	1x Accessories package Finion 3x pull-out compartments with non-slip mat	1x Accessories package Finion 3x pull-out compartments with non-slip mat	1x Accessories package Finion 3x pull-out compartments with non-slip mat
Note on standard	IP 44	IP 44	IP 44	IP 44
Installation	wall-mounted	wall-mounted	wall-mounted	wall-mounted
Scope of delivery	fastening set included	fastening set included	fastening set included	fastening set included
All colour combinations	3.539,-	4.076,-	3.539,-	4.076,-

	VANITY UNIT	VANITY UNIT	VANITY UNIT	VANITY UNIT
				
Article number	F94Z YY XX	G94Z YY XX	F95Z YY XX	G95Z YY XX
Dimensions (w x h x d)	1200 x 603 x 501 mm	1200 x 603 x 501 mm	1200 x 603 x 501 mm	1200 x 603 x 501 mm
Version	with shelf unit (illuminated), with drilled tap holes washbasin on the middle	with shelf unit (illuminated), with wall lighting, with drilled tap holes washbasin on the middle	with shelf unit (illuminated), with drilled tap holes washbasin on the middle	with shelf unit (illuminated), with wall lighting, with drilled tap holes washbasin on the middle
For combination with	Artis 4198 61, 4179 43 Collaro 4A18 40	Artis 4198 61, 4179 43 Collaro 4A18 40	Artis 4198 61, 4179 43 Collaro 4A18 40	Artis 4198 61, 4179 43 Collaro 4A18 40
Lighting	LED lighting Illuminant 1x LED / 2,3 W Energy efficiency class A-A++	LED lighting Illuminant 1x LED / 2,3 W, 2x LED / 4,2 W Energy efficiency class A-A++	LED lighting Illuminant 1x LED / 2,3 W Energy efficiency class A-A++	LED lighting Illuminant 1x LED / 2,3 W, 2x LED / 4,2 W Energy efficiency class A-A++
Equipped with	1x Accessories package Finion 3x pull-out compartments with non-slip mat	1x Accessories package Finion 3x pull-out compartments with non-slip mat	1x Accessories package Finion 3x pull-out compartments with non-slip mat	1x Accessories package Finion 3x pull-out compartments with non-slip mat
Note on standard	IP 44	IP 44	IP 44	IP 44
Installation	wall-mounted	wall-mounted	wall-mounted	wall-mounted
Scope of delivery	fastening set included	fastening set included	fastening set included	fastening set included
All colour combinations	3.539,-	4.076,-	3.539,-	4.076,-

To see how the article number is structured, refer to page 108

XX = Insert front and body colour
 GF = Glossy White Lacquer, GJ = Light Grey Matt Lacquer, GK = Anthracite Matt Lacquer, GM = Olive Matt Lacquer, GS = Cedar Matt Lacquer, HA = Cloud Matt Lacquer, HB = Peony Matt Lacquer, HE = Sun Matt Lacquer, HG = Midnight Blue Matt Lacquer, HH = Sand Matt Lacquer, MT = White Matt Lacquer, PD = Black Matt Lacquer, PH = Glossy Black Lacquer, GN = Walnut Veneer, PC = Oak Veneer

YY = Insert shelf colour
 GF = Glossy White Lacquer, GJ = Light Grey Matt Lacquer, GK = Anthracite Matt Lacquer, GM = Olive Matt Lacquer, GS = Cedar Matt Lacquer, HA = Cloud Matt Lacquer, HB = Peony Matt Lacquer, HE = Sun Matt Lacquer, HF = Gold Matt Lacquer, HG = Midnight Blue Matt Lacquer, HH = Sand Matt Lacquer, MT = White Matt Lacquer, PD = Black Matt Lacquer, PH = Glossy Black Lacquer, GN = Walnut Veneer, PC = Oak Veneer

Z = Insert colour code for cover panels
 1 = Glass White Matt, 2 = Glass Black Matt, 3 = Glass Sand Matt

FINION

€ excl. VAT

registered design

Produced to order (Please note that it is not always possible to cancel or change orders!), The washbasins are to be ordered separately.

Express Delivery These products are always in stock.

	VANITY UNIT	VANITY UNIT	VANITY UNIT	VANITY UNIT
Article number	F88Z 00 XX	G88Z 00 XX	F89Z YY XX	G89Z YY XX
Dimensions (w x h x d)	1000 x 603 x 501 mm	1000 x 603 x 501 mm	1000 x 603 x 501 mm	1000 x 603 x 501 mm
Version	with drilled tap holes washbasin on the middle	with wall lighting, with drilled tap holes washbasin on the middle	with shelf unit (illuminated), with drilled tap holes washbasin on the middle	with shelf unit (illuminated), with wall lighting, with drilled tap holes washbasin on the middle
For combination with	Artis 4198 61, 4179 43 Collaro 4A18 40	Artis 4198 61, 4179 43 Collaro 4A18 40	Artis 4198 61, 4179 43 Collaro 4A18 40	Artis 4198 61, 4179 43 Collaro 4A18 40
Lighting	-	LED lighting Illuminant 2x LED / 4,2 W Energy efficiency class A-A++	LED lighting Illuminant 1x LED / 2,3 W Energy efficiency class A-A++	LED lighting Illuminant 1x LED / 2,3 W, 2x LED / 4,2 W Energy efficiency class A-A++
Equipped with	1x Accessories package Finion 2x pull-out compartments with non-slip mat	1x Accessories package Finion 2x pull-out compartments with non-slip mat	1x Accessories package Finion 2x pull-out compartments with non-slip mat	1x Accessories package Finion 2x pull-out compartments with non-slip mat
Note on standard	-	IP 44	IP 44	IP 44
Installation	wall-mounted	wall-mounted	wall-mounted	wall-mounted
Scope of delivery	fastening set included	fastening set included	fastening set included	fastening set included
All colour combinations	2.571,-	3.108,-	3.108,-	3.646,-

	VANITY UNIT	VANITY UNIT	VANITY UNIT	VANITY UNIT
Article number	F90Z YY XX	G90Z YY XX	F87Z 00 XX	G87Z 00 XX
Dimensions (w x h x d)	1000 x 603 x 501 mm	1000 x 603 x 501 mm	800 x 603 x 501 mm	800 x 603 x 501 mm
Version	with shelf unit (illuminated), with drilled tap holes washbasin on the middle	with shelf unit (illuminated), with wall lighting, with drilled tap holes washbasin on the middle	with drilled tap holes washbasin on the middle	with wall lighting, with drilled tap holes washbasin on the middle
For combination with	Artis 4198 61, 4179 43 Collaro 4A18 40	Artis 4198 61, 4179 43 Collaro 4A18 40	Artis 4198 61, 4179 43 Collaro 4A18 40	Artis 4198 61, 4179 43 Collaro 4A18 40
Lighting	LED lighting Illuminant 1x LED / 2,3 W Energy efficiency class A-A++	LED lighting Illuminant 1x LED / 2,3 W, 2x LED / 4,2 W Energy efficiency class A-A++	-	LED lighting Illuminant 2x LED / 4,2 W Energy efficiency class A-A++
Equipped with	1x Accessories package Finion 2x pull-out compartments with non-slip mat	1x Accessories package Finion 2x pull-out compartments with non-slip mat	1x Accessories package Finion 2x pull-out compartments with non-slip mat	1x Accessories package Finion 2x pull-out compartments with non-slip mat
Note on standard	IP 44	IP 44	-	IP 44
Installation	wall-mounted	wall-mounted	wall-mounted	wall-mounted
Scope of delivery	fastening set included	fastening set included	fastening set included	fastening set included
All colour combinations	3.108,-	3.646,-	2.356,-	2.893,-

To see how the article number is structured, refer to page 108

XX = Insert front and body colour
 GF = Glossy White Lacquer, GJ = Light Grey Matt Lacquer, GK = Anthracite Matt Lacquer, GM = Olive Matt Lacquer, GS = Cedar Matt Lacquer, HA = Cloud Matt Lacquer, HB = Peony Matt Lacquer, HE = Sun Matt Lacquer, HG = Midnight Blue Matt Lacquer, HH = Sand Matt Lacquer, MT = White Matt Lacquer, PD = Black Matt Lacquer, PH = Glossy Black Lacquer, GN = Walnut Veneer, PC = Oak Veneer

YY = Insert shelf colour
 GF = Glossy White Lacquer, GJ = Light Grey Matt Lacquer, GK = Anthracite Matt Lacquer, GM = Olive Matt Lacquer, GS = Cedar Matt Lacquer, HA = Cloud Matt Lacquer, HB = Peony Matt Lacquer, HE = Sun Matt Lacquer, HF = Gold Matt Lacquer, HG = Midnight Blue Matt Lacquer, HH = Sand Matt Lacquer, MT = White Matt Lacquer, PD = Black Matt Lacquer, PH = Glossy Black Lacquer, GN = Walnut Veneer, PC = Oak Veneer

Z = Insert colour code for cover panels
 1 = Glass White Matt, 2 = Glass Black Matt, 3 = Glass Sand Matt

FINION





€ excl. VAT





registered design

Produced to order (Please note that it is not always possible to cancel or change orders!), The washbasins are to be ordered separately.

Express
Delivery

These products are always in stock.

	VANITY UNIT	VANITY UNIT	VANITY UNIT	VANITY UNIT
				
Article number	FA8Z 00 XX	GA8Z 00 XX	FA9Z 00 XX	GA9Z 00 XX
Dimensions (w x h x d)	1600 x 603 x 501 mm	1600 x 603 x 501 mm	1600 x 603 x 501 mm	1600 x 603 x 501 mm
Version	without drilled tap holes for 2 washbasins	with wall lighting, without drilled tap holes for 2 washbasins	without drilled tap holes washbasin on the middle	with wall lighting, without drilled tap holes washbasin on the middle
For combination with	Artis 4179 43, 4198 61, 4172 58, 4178 41 Collaro 4A18 40, 4A21 38, 4A19 56, 4A20 56	Artis 4179 43, 4198 61, 4172 58, 4178 41 Collaro 4A18 40, 4A21 38, 4A19 56, 4A20 56	Artis 4179 43, 4198 61, 4172 58, 4178 41 Collaro 4A18 40, 4A21 38, 4A19 56, 4A20 56	Artis 4179 43, 4198 61, 4172 58, 4178 41 Collaro 4A18 40, 4A21 38, 4A19 56, 4A20 56
Lighting	-	LED lighting Illuminant 2x LED / 4,2 W Energy efficiency class A-A++	-	LED lighting Illuminant 2x LED / 4,2 W Energy efficiency class A-A++
Equipped with	2x Accessories package Finion 4x pull-out compartments with non-slip mat	2x Accessories package Finion 4x pull-out compartments with non-slip mat	2x Accessories package Finion 4x pull-out compartments with non-slip mat	2x Accessories package Finion 4x pull-out compartments with non-slip mat
Note on standard	-	IP 44	-	IP 44
Installation	wall-mounted	wall-mounted	wall-mounted	wall-mounted
Scope of delivery	fastening set included	fastening set included	fastening set included	fastening set included
All colour combinations	3.646,-	4.184,-	3.646,-	4.184,-

	VANITY UNIT	VANITY UNIT	VANITY UNIT	VANITY UNIT
				
Article number	FD0Z YY XX	GD0Z YY XX	FA3Z 00 XX	GA3Z 00 XX
Dimensions (w x h x d)	1600 x 603 x 501 mm	1600 x 603 x 501 mm	1200 x 603 x 501 mm	1200 x 603 x 501 mm
Version	with shelf unit (illuminated), without drilled tap holes washbasin on the middle	with shelf unit (illuminated), with wall lighting, without drilled tap holes washbasin on the middle	without drilled tap holes washbasin on the middle	with wall lighting, without drilled tap holes washbasin on the middle
For combination with	Artis 4179 43, 4198 61, 4172 58, 4178 41 Collaro 4A18 40, 4A21 38, 4A19 56, 4A20 56	Artis 4179 43, 4198 61, 4172 58, 4178 41 Collaro 4A18 40, 4A21 38, 4A19 56, 4A20 56	Artis 4179 43, 4198 61, 4172 58, 4178 41 Collaro 4A18 40, 4A21 38, 4A19 56, 4A20 56	Artis 4179 43, 4198 61, 4172 58, 4178 41 Collaro 4A18 40, 4A21 38, 4A19 56, 4A20 56
Lighting	LED lighting Illuminant 2x LED / 2,3 W Energy efficiency class A-A++	LED lighting Illuminant 2x LED / 2,3 W, 2x LED / 4,2 W Energy efficiency class A-A++	-	LED lighting Illuminant 2x LED / 4,2 W Energy efficiency class A-A++
Equipped with	1x Accessories package Finion 4x pull-out compartments with non-slip mat	1x Accessories package Finion 4x pull-out compartments with non-slip mat	2x Accessories package Finion 4x pull-out compartments with non-slip mat	2x Accessories package Finion 4x pull-out compartments with non-slip mat
Note on standard	IP 44	IP 44	-	IP 44
Installation	wall-mounted	wall-mounted	wall-mounted	wall-mounted
Scope of delivery	fastening set included	fastening set included	fastening set included	fastening set included
All colour combinations	4.722,-	5.259,-	3.001,-	3.646,-

To see how the article number is structured, refer to page 108

XX = Insert front and body colour
 GF = Glossy White Lacquer, GJ = Light Grey Matt Lacquer, GK = Anthracite Matt Lacquer, GM = Olive Matt Lacquer, GS = Cedar Matt Lacquer, HA = Cloud Matt Lacquer, HB = Peony Matt Lacquer, HE = Sun Matt Lacquer, HG = Midnight Blue Matt Lacquer, HH = Sand Matt Lacquer, MT = White Matt Lacquer, PD = Black Matt Lacquer, PH = Glossy Black Lacquer, GN = Walnut Veneer, PC = Oak Veneer

YY = Insert shelf colour
 GF = Glossy White Lacquer, GJ = Light Grey Matt Lacquer, GK = Anthracite Matt Lacquer, GM = Olive Matt Lacquer, GS = Cedar Matt Lacquer, HA = Cloud Matt Lacquer, HB = Peony Matt Lacquer, HE = Sun Matt Lacquer, HF = Gold Matt Lacquer, HG = Midnight Blue Matt Lacquer, HH = Sand Matt Lacquer, MT = White Matt Lacquer, PD = Black Matt Lacquer, PH = Glossy Black Lacquer, GN = Walnut Veneer, PC = Oak Veneer

Z = Insert colour code for cover panels
 1 = Glass White Matt, 2 = Glass Black Matt, 3 = Glass Sand Matt





FINION





€ excl. VAT

registered design

Produced to order (Please note that it is not always possible to cancel or change orders!), The washbasins are to be ordered separately.

Express Delivery These products are always in stock.

	VANITY UNIT	VANITY UNIT	VANITY UNIT	VANITY UNIT
				
Article number	FA4Z YY XX	GA4Z YY XX	FA5Z YY XX	GA5Z YY XX
Dimensions (w x h x d)	1200 x 603 x 501 mm	1200 x 603 x 501 mm	1200 x 603 x 501 mm	1200 x 603 x 501 mm
Version	with shelf unit (illuminated), without drilled tap holes washbasin on right	with shelf unit (illuminated), with wall lighting, without drilled tap holes washbasin on right	with shelf unit (illuminated), without drilled tap holes washbasin on left	with shelf unit (illuminated), with wall lighting, without drilled tap holes washbasin on left
For combination with	Artis 4179 43, 4198 61, 4172 58, 4178 41 Collaro 4A18 40, 4A21 38, 4A19 56, 4A20 56	Artis 4179 43, 4198 61, 4172 58, 4178 41 Collaro 4A18 40, 4A21 38, 4A19 56, 4A20 56	Artis 4179 43, 4198 61, 4172 58, 4178 41 Collaro 4A18 40, 4A21 38, 4A19 56, 4A20 56	Artis 4179 43, 4198 61, 4172 58, 4178 41 Collaro 4A18 40, 4A21 38, 4A19 56, 4A20 56
Lighting	LED lighting Illuminant 1x LED / 2,3 W Energy efficiency class A-A++	LED lighting Illuminant 1x LED / 2,3 W, 2x LED / 4,2 W Energy efficiency class A-A++	LED lighting Illuminant 1x LED / 2,3 W Energy efficiency class A-A++	LED lighting Illuminant 1x LED / 2,3 W, 2x LED / 4,2 W Energy efficiency class A-A++
Equipped with	1x Accessories package Finion 3x pull-out compartments with non-slip mat	1x Accessories package Finion 3x pull-out compartments with non-slip mat	1x Accessories package Finion 3x pull-out compartments with non-slip mat	1x Accessories package Finion 3x pull-out compartments with non-slip mat
Note on standard	IP 44	IP 44	IP 44	IP 44
Installation	wall-mounted	wall-mounted	wall-mounted	wall-mounted
Scope of delivery	fastening set included	fastening set included	fastening set included	fastening set included
All colour combinations	3.539,-	4.076,-	3.539,-	4.076,-

	VANITY UNIT	VANITY UNIT	VANITY UNIT	VANITY UNIT
				
Article number	FA6Z YY XX	GA6Z YY XX	FA7Z YY XX	GA7Z YY XX
Dimensions (w x h x d)	1200 x 603 x 501 mm	1200 x 603 x 501 mm	1200 x 603 x 501 mm	1200 x 603 x 501 mm
Version	with shelf unit (illuminated), without drilled tap holes washbasin on the middle	with shelf unit (illuminated), with wall lighting, without drilled tap holes washbasin on the middle	with shelf unit (illuminated), without drilled tap holes washbasin on the middle	with shelf unit (illuminated), with wall lighting, without drilled tap holes washbasin on the middle
For combination with	Artis 4179 43, 4198 61, 4172 58, 4178 41 Collaro 4A18 40, 4A21 38, 4A19 56, 4A20 56	Artis 4179 43, 4198 61, 4172 58, 4178 41 Collaro 4A18 40, 4A21 38, 4A19 56, 4A20 56	Artis 4179 43, 4198 61, 4172 58, 4178 41 Collaro 4A18 40, 4A21 38, 4A19 56, 4A20 56	Artis 4179 43, 4198 61, 4172 58, 4178 41 Collaro 4A18 40, 4A21 38, 4A19 56, 4A20 56
Lighting	LED lighting Illuminant 1x LED / 2,3 W Energy efficiency class A-A++	LED lighting Illuminant 1x LED / 2,3 W, 2x LED / 4,2 W Energy efficiency class A-A++	LED lighting Illuminant 1x LED / 2,3 W Energy efficiency class A-A++	LED lighting Illuminant 1x LED / 2,3 W, 2x LED / 4,2 W Energy efficiency class A-A++
Equipped with	1x Accessories package Finion 3x pull-out compartments with non-slip mat	1x Accessories package Finion 3x pull-out compartments with non-slip mat	1x Accessories package Finion 3x pull-out compartments with non-slip mat	1x Accessories package Finion 3x pull-out compartments with non-slip mat
Note on standard	IP 44	IP 44	IP 44	IP 44
Installation	wall-mounted	wall-mounted	wall-mounted	wall-mounted
Scope of delivery	fastening set included	fastening set included	fastening set included	fastening set included
All colour combinations	3.539,-	4.076,-	3.539,-	4.076,-

To see how the article number is structured, refer to page 108

XX = Insert front and body colour
 GF = Glossy White Lacquer, GJ = Light Grey Matt Lacquer, GK = Anthracite Matt Lacquer, GM = Olive Matt Lacquer, GS = Cedar Matt Lacquer, HA = Cloud Matt Lacquer, HB = Peony Matt Lacquer, HE = Sun Matt Lacquer, HG = Midnight Blue Matt Lacquer, HH = Sand Matt Lacquer, MT = White Matt Lacquer, PD = Black Matt Lacquer, PH = Glossy Black Lacquer, GN = Walnut Veneer, PC = Oak Veneer

YY = Insert shelf colour
 GF = Glossy White Lacquer, GJ = Light Grey Matt Lacquer, GK = Anthracite Matt Lacquer, GM = Olive Matt Lacquer, GS = Cedar Matt Lacquer, HA = Cloud Matt Lacquer, HB = Peony Matt Lacquer, HE = Sun Matt Lacquer, HF = Gold Matt Lacquer, HG = Midnight Blue Matt Lacquer, HH = Sand Matt Lacquer, MT = White Matt Lacquer, PD = Black Matt Lacquer, PH = Glossy Black Lacquer, GN = Walnut Veneer, PC = Oak Veneer

Z = Insert colour code for cover panels
 1 = Glass White Matt, 2 = Glass Black Matt, 3 = Glass Sand Matt





FINION





€ excl. VAT

registered design

Produced to order (Please note that it is not always possible to cancel or change orders!), The washbasins are to be ordered separately.

Express Delivery These products are always in stock.

	VANITY UNIT	VANITY UNIT	VANITY UNIT	VANITY UNIT
				
Article number	FA0Z 00 XX	GA0Z 00 XX	FA1Z YY XX	GA1Z YY XX
Dimensions (w x h x d)	1000 x 603 x 501 mm	1000 x 603 x 501 mm	1000 x 603 x 501 mm	1000 x 603 x 501 mm
Version	without drilled tap holes washbasin on the middle	with wall lighting, without drilled tap holes washbasin on the middle	with shelf unit (illuminated), without drilled tap holes washbasin on the middle	with shelf unit (illuminated), with wall lighting, without drilled tap holes washbasin on the middle
For combination with	Artis 4179 43, 4198 61, 4172 58, 4178 41 Collaro 4A18 40, 4A21 38, 4A19 56, 4A20 56	Artis 4179 43, 4198 61, 4172 58, 4178 41 Collaro 4A18 40, 4A21 38, 4A19 56, 4A20 56	Artis 4179 43, 4198 61, 4172 58, 4178 41 Collaro 4A18 40, 4A21 38, 4A19 56, 4A20 56	Artis 4179 43, 4198 61, 4172 58, 4178 41 Collaro 4A18 40, 4A21 38, 4A19 56, 4A20 56
Lighting	-	LED lighting Illuminant 2x LED / 4,2 W Energy efficiency class A-A++	LED lighting Illuminant 1x LED / 2,3 W Energy efficiency class A-A++	LED lighting Illuminant 1x LED / 2,3 W, 2x LED / 4,2 W Energy efficiency class A-A++
Equipped with	1x Accessories package Finion 2x pull-out compartments with non-slip mat	1x Accessories package Finion 2x pull-out compartments with non-slip mat	1x Accessories package Finion 2x pull-out compartments with non-slip mat	1x Accessories package Finion 2x pull-out compartments with non-slip mat
Note on standard	-	IP 44	IP 44	IP 44
Installation	wall-mounted	wall-mounted	wall-mounted	wall-mounted
Scope of delivery	fastening set included	fastening set included	fastening set included	fastening set included
All colour combinations	2.571,-	3.108,-	3.108,-	3.646,-

	VANITY UNIT	VANITY UNIT	VANITY UNIT	VANITY UNIT
				
Article number	FA2Z YY XX	GA2Z YY XX	F99Z 00 XX	G99Z 00 XX
Dimensions (w x h x d)	1000 x 603 x 501 mm	1000 x 603 x 501 mm	800 x 603 x 501 mm	800 x 603 x 501 mm
Version	with shelf unit (illuminated), without drilled tap holes washbasin on the middle	with shelf unit (illuminated), with wall lighting, without drilled tap holes washbasin on the middle	without drilled tap holes washbasin on the middle	with wall lighting, without drilled tap holes washbasin on the middle
For combination with	Artis 4179 43, 4198 61, 4172 58, 4178 41 Collaro 4A18 40, 4A21 38, 4A19 56, 4A20 56	Artis 4179 43, 4198 61, 4172 58, 4178 41 Collaro 4A18 40, 4A21 38, 4A19 56, 4A20 56	Artis 4179 43, 4198 61, 4172 58, 4178 41 Collaro 4A18 40, 4A21 38, 4A19 56, 4A20 56	Artis 4179 43, 4198 61, 4172 58, 4178 41 Collaro 4A18 40, 4A21 38, 4A19 56, 4A20 56
Lighting	LED lighting Illuminant 1x LED / 2,3 W Energy efficiency class A-A++	LED lighting Illuminant 1x LED / 2,3 W, 2x LED / 4,2 W Energy efficiency class A-A++	-	LED lighting Illuminant 2x LED / 4,2 W Energy efficiency class A-A++
Equipped with	1x Accessories package Finion 2x pull-out compartments with non-slip mat	1x Accessories package Finion 2x pull-out compartments with non-slip mat	1x Accessories package Finion 2x pull-out compartments with non-slip mat	1x Accessories package Finion 2x pull-out compartments with non-slip mat
Note on standard	IP 44	IP 44	-	IP 44
Installation	wall-mounted	wall-mounted	wall-mounted	wall-mounted
Scope of delivery	fastening set included	fastening set included	fastening set included	fastening set included
All colour combinations	3.108,-	3.646,-	2.356,-	2.893,-

To see how the article number is structured, refer to page 108

XX = Insert front and body colour
GF = Glossy White Lacquer, GJ = Light Grey Matt Lacquer, GK = Anthracite
Matt Lacquer, GM = Olive Matt Lacquer, GS = Cedar Matt Lacquer, HA =
Cloud Matt Lacquer, HB = Peony Matt Lacquer, HE = Sun Matt Lacquer,
HG = Midnight Blue Matt Lacquer, HH = Sand Matt Lacquer, MT = White
Matt Lacquer, PD = Black Matt Lacquer, PH = Glossy Black Lacquer, GN =
Walnut Veneer, PC = Oak Veneer

YY = Insert shelf colour
GF = Glossy White Lacquer, GJ = Light Grey Matt Lacquer, GK = Anthracite
Matt Lacquer, GM = Olive Matt Lacquer, GS = Cedar Matt Lacquer, HA =
Cloud Matt Lacquer, HB = Peony Matt Lacquer, HE = Sun Matt Lacquer, HF
= Gold Matt Lacquer, HG = Midnight Blue Matt Lacquer, HH = Sand Matt
Lacquer, MT = White Matt Lacquer, PD = Black Matt Lacquer, PH = Glossy
Black Lacquer, GN = Walnut Veneer, PC = Oak Veneer

Z = Insert colour code for cover panels
1 = Glass White Matt, 2 = Glass Black Matt, 3 = Glass Sand Matt

FINION

€ excl. VAT

registered design

Produced to order (Please note that it is not always possible to cancel or change orders!), The washbasins are to be ordered separately.

Express Delivery These products are always in stock.

	TALL CABINET	TALL CABINET	TALL CABINET	TALL CABINET
Article number	F480 00 XX	G480 00 XX	F490 00 XX	G490 00 XX
Dimensions (w x h x d)	418 x 1516 x 270 mm	418 x 1516 x 270 mm	418 x 1516 x 270 mm	418 x 1516 x 270 mm
Version	-	with wall lighting	-	with wall lighting
Hinges	hinges on left	hinges on left	hinges on right	hinges on right
Lighting	-	LED lighting Illuminant 2x LED / 11,2 W Energy efficiency class A-A++	-	LED lighting Illuminant 2x LED / 11,2 W Energy efficiency class A-A++
Equipped with	1x fixed shelf 1x door 3x glass shelves	1x fixed shelf 1x door 3x glass shelves	1x fixed shelf 1x door 3x glass shelves	1x fixed shelf 1x door 3x glass shelves
Note on standard	-	IP 44	-	IP 44
Installation	wall-mounted	wall-mounted	wall-mounted	wall-mounted
Scope of delivery	fastening set included	fastening set included	fastening set included	fastening set included
All colour combinations	1.281,-	1.818,-	1.281,-	1.818,-
	TALL CABINET	TALL CABINET	TALL CABINET	TALL CABINET
Article number	F460 YY XX	G460 YY XX	F470 YY XX	G470 YY XX
Dimensions (w x h x d)	418 x 1516 x 270 mm	418 x 1516 x 270 mm	418 x 1516 x 270 mm	418 x 1516 x 270 mm
Version	with shelf unit (illuminated)	with shelf unit (illuminated), with wall lighting	with shelf unit (illuminated)	with shelf unit (illuminated), with wall lighting
Hinges	hinges on left	hinges on left	hinges on right	hinges on right
Lighting	LED lighting Illuminant 1x LED / 2,3 W Energy efficiency class A-A++	LED lighting Illuminant 1x LED / 2,3 W, 2x LED / 11,2 W Energy efficiency class A-A++	LED lighting Illuminant 1x LED / 2,3 W Energy efficiency class A-A++	LED lighting Illuminant 1x LED / 2,3 W, 2x LED / 11,2 W Energy efficiency class A-A++
Equipped with	2x doors 2x glass shelves	2x doors 2x glass shelves	2x doors 2x glass shelves	2x doors 2x glass shelves
Note on standard	IP 44	IP 44	IP 44	IP 44
Installation	wall-mounted	wall-mounted	wall-mounted	wall-mounted
Scope of delivery	fastening set included	fastening set included	fastening set included	fastening set included
All colour combinations	1.818,-	2.356,-	1.818,-	2.356,-

To see how the article number is structured, refer to page 108

XX = Insert front and body colour
 GF = Glossy White Lacquer, GJ = Light Grey Matt Lacquer, GK = Anthracite Matt Lacquer, GM = Olive Matt Lacquer, GS = Cedar Matt Lacquer, HA = Cloud Matt Lacquer, HB = Peony Matt Lacquer, HE = Sun Matt Lacquer, HG = Midnight Blue Matt Lacquer, HH = Sand Matt Lacquer, MT = White Matt Lacquer, PD = Black Matt Lacquer, PH = Glossy Black Lacquer, GN = Walnut Veneer, PC = Oak Veneer

YY = Insert shelf colour
 GF = Glossy White Lacquer, GJ = Light Grey Matt Lacquer, GK = Anthracite Matt Lacquer, GM = Olive Matt Lacquer, GS = Cedar Matt Lacquer, HA = Cloud Matt Lacquer, HB = Peony Matt Lacquer, HE = Sun Matt Lacquer, HF = Gold Matt Lacquer, HG = Midnight Blue Matt Lacquer, HH = Sand Matt Lacquer, MT = White Matt Lacquer, PD = Black Matt Lacquer, PH = Glossy Black Lacquer, GN = Walnut Veneer, PC = Oak Veneer

Z = Insert colour code for cover panels
 1 = Glass White Matt, 2 = Glass Black Matt, 3 = Glass Sand Matt









FINION

€ excl. VAT

registered design

Produced to order (Please note that it is not always possible to cancel or change orders!), The washbasins are to be ordered separately.

Express Delivery These products are always in stock.

	SIDE CABINET	SIDE CABINET	SIDE CABINET	SIDE CABINET
				
Article number	F560 00 XX	G560 00 XX	F570 00 XX	G570 00 XX
Dimensions (w x h x d)	418 x 936 x 270 mm	418 x 936 x 270 mm	418 x 936 x 270 mm	418 x 936 x 270 mm
Version	-	with wall lighting	-	with wall lighting
Hinges	hinges on left	hinges on left	hinges on right	hinges on right
Lighting	-	LED lighting Illuminant 2x LED / 6,9 W Energy efficiency class A-A++	-	LED lighting Illuminant 2x LED / 6,9 W Energy efficiency class A-A++
Equipped with	1x door 2x glass shelves	1x door 2x glass shelves	1x door 2x glass shelves	1x door 2x glass shelves
Note on standard	-	IP 44	-	IP 44
Installation	wall-mounted	wall-mounted	wall-mounted	wall-mounted
Scope of delivery	fastening set included	fastening set included	fastening set included	fastening set included
All colour combinations	1.065,-	1.604,-	1.065,-	1.604,-
	SIDE CABINET	SIDE CABINET	SIDE CABINET	SIDE CABINET
				
Article number	F500 YY XX	G500 YY XX	F510 YY XX	G510 YY XX
Dimensions (w x h x d)	418 x 936 x 270 mm	418 x 936 x 270 mm	418 x 936 x 270 mm	418 x 936 x 270 mm
Version	with shelf unit (illuminated)	with shelf unit (illuminated), with wall lighting	with shelf unit (illuminated)	with shelf unit (illuminated), with wall lighting
Hinges	hinges on left	hinges on left	hinges on right	hinges on right
Lighting	LED lighting Illuminant 1x LED / 2,3 W Energy efficiency class A-A++	LED lighting Illuminant 1x LED / 2,3 W, 2x LED / 6,9 W Energy efficiency class A-A++	LED lighting Illuminant 1x LED / 2,3 W Energy efficiency class A-A++	LED lighting Illuminant 1x LED / 2,3 W, 2x LED / 6,9 W Energy efficiency class A-A++
Equipped with	1x door 1x glass shelf	1x door 1x glass shelf	1x door 1x glass shelf	1x door 1x glass shelf
Note on standard	IP 44	IP 44	IP 44	IP 44
Installation	wall-mounted	wall-mounted	wall-mounted	wall-mounted
Scope of delivery	fastening set included	fastening set included	fastening set included	fastening set included
All colour combinations	1.604,-	2.141,-	1.604,-	2.141,-

To see how the article number is structured, refer to page 108

XX = Insert front and body colour
 GF = Glossy White Lacquer, GJ = Light Grey Matt Lacquer, GK = Anthracite Matt Lacquer, GM = Olive Matt Lacquer, GS = Cedar Matt Lacquer, HA = Cloud Matt Lacquer, HB = Peony Matt Lacquer, HE = Sun Matt Lacquer, HG = Midnight Blue Matt Lacquer, HH = Sand Matt Lacquer, MT = White Matt Lacquer, PD = Black Matt Lacquer, PH = Glossy Black Lacquer, GN = Walnut Veneer, PC = Oak Veneer

YY = Insert shelf colour
 GF = Glossy White Lacquer, GJ = Light Grey Matt Lacquer, GK = Anthracite Matt Lacquer, GM = Olive Matt Lacquer, GS = Cedar Matt Lacquer, HA = Cloud Matt Lacquer, HB = Peony Matt Lacquer, HE = Sun Matt Lacquer, HF = Gold Matt Lacquer, HG = Midnight Blue Matt Lacquer, HH = Sand Matt Lacquer, MT = White Matt Lacquer, PD = Black Matt Lacquer, PH = Glossy Black Lacquer, GN = Walnut Veneer, PC = Oak Veneer

Z = Insert colour code for cover panels
 1 = Glass White Matt, 2 = Glass Black Matt, 3 = Glass Sand Matt





FINION

€ excl. VAT

registered design

Produced to order (Please note that it is not always possible to cancel or change orders!), The washbasins are to be ordered separately.

Express Delivery These products are always in stock.

	SIDE CABINET	SIDE CABINET	SIDE CABINET	SIDE CABINET
				
Article number	F520 YY XX	G520 YY XX	F530 YY XX	G530 YY XX
Dimensions (w x h x d)	418 x 936 x 270 mm	418 x 936 x 270 mm	418 x 936 x 270 mm	418 x 936 x 270 mm
Version	with shelf unit (illuminated), with charging station	with shelf unit (illuminated), with charging station, with wall lighting	with shelf unit (illuminated), with charging station	with shelf unit (illuminated), with charging station, with wall lighting
Hinges	hinges on left	hinges on left	hinges on right	hinges on right
Lighting	LED lighting Illuminant 1x LED / 2,3 W Energy efficiency class A-A++	LED lighting Illuminant 1x LED / 2,3 W, 2x LED / 6,9 W Energy efficiency class A-A++	LED lighting Illuminant 1x LED / 2,3 W Energy efficiency class A-A++	LED lighting Illuminant 1x LED / 2,3 W, 2x LED / 6,9 W Energy efficiency class A-A++
Equipped with	1x door 1x glass shelf	1x door 1x glass shelf	1x door 1x glass shelf	1x door 1x glass shelf
Note on standard	IP 44	IP 44	IP 44	IP 44
Installation	wall-mounted	wall-mounted	wall-mounted	wall-mounted
Scope of delivery	fastening set included	fastening set included	fastening set included	fastening set included
All colour combinations	1.765,-	2.302,-	1.765,-	2.302,-
	SIDE CABINET	SIDE CABINET	SIDE CABINET	SIDE CABINET
				
Article number	F540 YY XX	G540 YY XX	F550 YY XX	G550 YY XX
Dimensions (w x h x d)	418 x 936 x 270 mm	418 x 936 x 270 mm	418 x 936 x 270 mm	418 x 936 x 270 mm
Version	with shelf unit (illuminated)	with shelf unit (illuminated), with wall lighting	with shelf unit (illuminated)	with shelf unit (illuminated), with wall lighting
Hinges	hinges on left	hinges on left	hinges on right	hinges on right
Lighting	LED lighting Illuminant 1x LED / 2,3 W Energy efficiency class A-A++	LED lighting Illuminant 1x LED / 2,3 W, 2x LED / 6,9 W Energy efficiency class A-A++	LED lighting Illuminant 1x LED / 2,3 W Energy efficiency class A-A++	LED lighting Illuminant 1x LED / 2,3 W, 2x LED / 6,9 W Energy efficiency class A-A++
Equipped with	1x door 1x glass shelf	1x door 1x glass shelf	1x door 1x glass shelf	1x door 1x glass shelf
Note on standard	IP 44	IP 44	IP 44	IP 44
Installation	wall-mounted	wall-mounted	wall-mounted	wall-mounted
Scope of delivery	fastening set included	fastening set included	fastening set included	fastening set included
All colour combinations	1.604,-	2.141,-	1.604,-	2.141,-

FINION

To see how the article number is structured, refer to page 108

XX = Insert front and body colour
 GF = Glossy White Lacquer, GJ = Light Grey Matt Lacquer, GK = Anthracite Matt Lacquer, GM = Olive Matt Lacquer, GS = Cedar Matt Lacquer, HA = Cloud Matt Lacquer, HB = Peony Matt Lacquer, HE = Sun Matt Lacquer, HG = Midnight Blue Matt Lacquer, HH = Sand Matt Lacquer, MT = White Matt Lacquer, PD = Black Matt Lacquer, PH = Glossy Black Lacquer, GN = Walnut Veneer, PC = Oak Veneer

YY = Insert shelf colour
 GF = Glossy White Lacquer, GJ = Light Grey Matt Lacquer, GK = Anthracite Matt Lacquer, GM = Olive Matt Lacquer, GS = Cedar Matt Lacquer, HA = Cloud Matt Lacquer, HB = Peony Matt Lacquer, HE = Sun Matt Lacquer, HF = Gold Matt Lacquer, HG = Midnight Blue Matt Lacquer, HH = Sand Matt Lacquer, MT = White Matt Lacquer, PD = Black Matt Lacquer, PH = Glossy Black Lacquer, GN = Walnut Veneer, PC = Oak Veneer

Z = Insert colour code for cover panels
 1 = Glass White Matt, 2 = Glass Black Matt, 3 = Glass Sand Matt

FINION

€ excl. VAT

registered design

Produced to order (Please note that it is not always possible to cancel or change orders!), The washbasins are to be ordered separately.

Express Delivery These products are always in stock.

	SHELF MODULE	SHELF MODULE	SHELF MODULE	SHELF MODULE
Article number	FD10 YY XX	F580 YY XX	G580 YY XX	F590 YY XX
Dimensions (w x h x d)	418 x 356 x 270 mm	418 x 356 x 270 mm	418 x 356 x 270 mm	418 x 356 x 270 mm
Version	-	interior lighting	interior lighting, with wall lighting	interior lighting, with charging station
Lighting	-	LED lighting Illuminant 1x LED / 2,3 W Energy efficiency class A-A++	LED lighting Illuminant 3x LED / 2,3 W Energy efficiency class A-A++	LED lighting Illuminant 1x LED / 2,3 W Energy efficiency class A-A++
Note on standard	-	IP 44	IP 44	IP 44
Installation	wall-mounted	wall-mounted	wall-mounted	wall-mounted
Scope of delivery	fastening set included	fastening set included	fastening set included	fastening set included
All colour combinations	804,-	958,-	1.496,-	1.119,-

	SHELF MODULE
Article number	G590 YY XX
Dimensions (w x h x d)	418 x 356 x 270 mm
Version	interior lighting, with charging station, with wall lighting
Lighting	LED lighting Illuminant 3x LED / 2,3 W Energy efficiency class A-A++
Note on standard	IP 44
Installation	wall-mounted
Scope of delivery	fastening set included
All colour combinations	1.657,-

	MIRROR	MIRROR	MIRROR	MIRROR
Article number	F620 16 00	F620 12 00	F620 10 00	F620 80 00
Dimensions (w x h x d)	1600 x 1000 x 20 mm	1200 x 1000 x 20 mm	1000 x 1000 x 20 mm	800 x 1000 x 20 mm
Version	with faceted cut	with faceted cut	with faceted cut	with faceted cut
Scope of delivery	fastening set included	fastening set included	fastening set included	fastening set included
	496,-	409,-	366,-	323,-

To see how the article number is structured, refer to page 108

XX = Insert front and body colour
 GF = Glossy White Lacquer, GJ = Light Grey Matt Lacquer, GK = Anthracite Matt Lacquer, GM = Olive Matt Lacquer, GS = Cedar Matt Lacquer, HA = Cloud Matt Lacquer, HB = Peony Matt Lacquer, HE = Sun Matt Lacquer, HG = Midnight Blue Matt Lacquer, HH = Sand Matt Lacquer, MT = White Matt Lacquer, PD = Black Matt Lacquer, PH = Glossy Black Lacquer, GN = Walnut Veneer, PC = Oak Veneer

YY = Insert shelf colour
 GF = Glossy White Lacquer, GJ = Light Grey Matt Lacquer, GK = Anthracite Matt Lacquer, GM = Olive Matt Lacquer, GS = Cedar Matt Lacquer, HA = Cloud Matt Lacquer, HB = Peony Matt Lacquer, HE = Sun Matt Lacquer, HF = Gold Matt Lacquer, HG = Midnight Blue Matt Lacquer, HH = Sand Matt Lacquer, MT = White Matt Lacquer, PD = Black Matt Lacquer, PH = Glossy Black Lacquer, GN = Walnut Veneer, PC = Oak Veneer

Z = Insert colour code for cover panels
 1 = Glass White Matt, 2 = Glass Black Matt, 3 = Glass Sand Matt


FINION





€ excl. VAT


registered design

Produced to order (Please note that it is not always possible to cancel or change orders!), The washbasins are to be ordered separately.

Express Delivery These products are always in stock.

MIRROR	
	
Express Delivery	
Article number	F620 60 00
Dimensions (w x h x d)	600 x 1000 x 20 mm
Version	with faceted cut
Scope of delivery	fastening set included
	280,-

	MIRROR	MIRROR	MIRROR	MIRROR
				
	Express Delivery	Express Delivery	Express Delivery	Express Delivery
Article number	F600 16 00	F600 12 00	F600 10 00	F600 80 00
Dimensions (w x h x d)	1600 x 750 x 45 mm	1200 x 750 x 45 mm	1000 x 750 x 45 mm	800 x 750 x 45 mm
Lighting	LED lighting Illuminant 1x LED / 66,2 W Energy efficiency class A-A++	LED lighting Illuminant 1x LED / 53,9 W Energy efficiency class A-A++	LED lighting Illuminant 1x LED / 47,7 W Energy efficiency class A-A++	LED lighting Illuminant 1x LED / 41,6 W Energy efficiency class A-A++
Note on standard	IP 44	IP 44	IP 44	IP 44
Scope of delivery	fastening set included	fastening set included	fastening set included	fastening set included
	2.581,-	2.259,-	2.044,-	1.721,-

MIRROR	
	
Express Delivery	
Article number	F600 60 00
Dimensions (w x h x d)	600 x 750 x 45 mm
Lighting	LED lighting Illuminant 1x LED / 35,4 W Energy efficiency class A-A++
Note on standard	IP 44
Scope of delivery	fastening set included
	1.399,-

To see how the article number is structured, refer to page 108

XX = Insert front and body colour
 GF = Glossy White Lacquer, GJ = Light Grey Matt Lacquer, GK = Anthracite Matt Lacquer, GM = Olive Matt Lacquer, GS = Cedar Matt Lacquer, HA = Cloud Matt Lacquer, HB = Peony Matt Lacquer, HE = Sun Matt Lacquer, HG = Midnight Blue Matt Lacquer, HH = Sand Matt Lacquer, MT = White Matt Lacquer, PD = Black Matt Lacquer, PH = Glossy Black Lacquer, GN = Walnut Veneer, PC = Oak Veneer

YY = Insert shelf colour
 GF = Glossy White Lacquer, GJ = Light Grey Matt Lacquer, GK = Anthracite Matt Lacquer, GM = Olive Matt Lacquer, GS = Cedar Matt Lacquer, HA = Cloud Matt Lacquer, HB = Peony Matt Lacquer, HE = Sun Matt Lacquer, HF = Gold Matt Lacquer, HG = Midnight Blue Matt Lacquer, HH = Sand Matt Lacquer, MT = White Matt Lacquer, PD = Black Matt Lacquer, PH = Glossy Black Lacquer, GN = Walnut Veneer, PC = Oak Veneer

Z = Insert colour code for cover panels
 1 = Glass White Matt, 2 = Glass Black Matt, 3 = Glass Sand Matt

FINION









€ excl. VAT



registered design

Produced to order (Please note that it is not always possible to cancel or change orders!), The washbasins are to be ordered separately.

Express
Delivery

These products are always in stock.

	MIRROR	MIRROR	MIRROR	MIRROR
				
				
Article number	G600 16 00	G600 12 00	G600 10 00	G600 80 00
Dimensions (w x h x d)	1600 x 750 x 45 mm	1200 x 750 x 45 mm	1000 x 750 x 45 mm	800 x 750 x 45 mm
Lighting	LED lighting Illuminant 1x LED / 33,1 W, 1x LED / 66,2 W Energy efficiency class A-A++	LED lighting Illuminant 1x LED / 27 W, 1x LED / 53,9 W Energy efficiency class A-A++	LED lighting Illuminant 1x LED / 23,9 W, 1x LED / 47,7 W Energy efficiency class A-A++	LED lighting Illuminant 1x LED / 20,8 W, 1x LED / 41,6 W Energy efficiency class A-A++
Equipped with	with wall lighting	with wall lighting	with wall lighting	with wall lighting
Note on standard	IP 44	IP 44	IP 44	IP 44
Scope of delivery	fastening set included	fastening set included	fastening set included	fastening set included
	2.904,-	2.581,-	2.259,-	2.044,-

	MIRROR
	
	
Article number	G600 60 00
Dimensions (w x h x d)	600 x 750 x 45 mm
Lighting	LED lighting Illuminant 1x LED / 17,7 W, 1x LED / 35,4 W Energy efficiency class A-A++
Equipped with	with wall lighting
Note on standard	IP 44
Scope of delivery	fastening set included
	1.829,-

To see how the article number is structured, refer to page 108

XX = Insert front and body colour
 GF = Glossy White Lacquer, GJ = Light Grey Matt Lacquer, GK = Anthracite Matt Lacquer, GM = Olive Matt Lacquer, GS = Cedar Matt Lacquer, HA = Cloud Matt Lacquer, HB = Peony Matt Lacquer, HE = Sun Matt Lacquer, HG = Midnight Blue Matt Lacquer, HH = Sand Matt Lacquer, MT = White Matt Lacquer, PD = Black Matt Lacquer, PH = Glossy Black Lacquer, GN = Walnut Veneer, PC = Oak Veneer

YY = Insert shelf colour
 GF = Glossy White Lacquer, GJ = Light Grey Matt Lacquer, GK = Anthracite Matt Lacquer, GM = Olive Matt Lacquer, GS = Cedar Matt Lacquer, HA = Cloud Matt Lacquer, HB = Peony Matt Lacquer, HE = Sun Matt Lacquer, HF = Gold Matt Lacquer, HG = Midnight Blue Matt Lacquer, HH = Sand Matt Lacquer, MT = White Matt Lacquer, PD = Black Matt Lacquer, PH = Glossy Black Lacquer, GN = Walnut Veneer, PC = Oak Veneer

Z = Insert colour code for cover panels
 1 = Glass White Matt, 2 = Glass Black Matt, 3 = Glass Sand Matt

FINION

€ excl. VAT

registered design

Produced to order (Please note that it is not always possible to cancel or change orders!), The washbasins are to be ordered separately.

Express Delivery These products are always in stock.

	MIRROR	MIRROR	MIRROR	MIRROR
Article number	G610 16 00	G610 12 00	G610 10 00	G610 80 00
Dimensions (w x h x d)	1600 x 750 x 45 mm	1200 x 750 x 45 mm	1000 x 750 x 45 mm	800 x 750 x 45 mm
For combination with	Wireless transmitter for mirror heating G999 03 00 - Optional, please order separately!	Wireless transmitter for mirror heating G999 03 00 - Optional, please order separately!	Wireless transmitter for mirror heating G999 03 00 - Optional, please order separately!	Wireless transmitter for mirror heating G999 03 00 - Optional, please order separately!
Lighting	LED lighting Illuminant 1x LED / 33,1 W, 1x LED / 66,2 W Energy efficiency class A-A++	LED lighting Illuminant 1x LED / 27 W, 1x LED / 53,9 W Energy efficiency class A-A++	LED lighting Illuminant 1x LED / 23,9 W, 1x LED / 47,7 W Energy efficiency class A-A++	LED lighting Illuminant 1x LED / 20,8 W, 1x LED / 41,6 W Energy efficiency class A-A++
Equipped with	sound system with Bluetooth® wireless transmission mirror heating with wall lighting	sound system with Bluetooth® wireless transmission mirror heating with wall lighting	sound system with Bluetooth® wireless transmission mirror heating with wall lighting	sound system with Bluetooth® wireless transmission mirror heating with wall lighting
Note on standard	IP 44	IP 44	IP 44	IP 44
Scope of delivery	fastening set included	fastening set included	fastening set included	fastening set included
	3.980,-	3.657,-	3.334,-	3.012,-

	MIRROR
Article number	G610 60 00
Dimensions (w x h x d)	600 x 750 x 45 mm
For combination with	Wireless transmitter for mirror heating G999 03 00 - Optional, please order separately!
Lighting	LED lighting Illuminant 1x LED / 17,7 W, 1x LED / 35,4 W Energy efficiency class A-A++
Equipped with	sound system with Bluetooth® wireless transmission mirror heating with wall lighting
Note on standard	IP 44
Scope of delivery	fastening set included
	2.689,-

To see how the article number is structured, refer to page 108

XX = Insert front and body colour
 GF = Glossy White Lacquer, GJ = Light Grey Matt Lacquer, GK = Anthracite Matt Lacquer, GM = Olive Matt Lacquer, GS = Cedar Matt Lacquer, HA = Cloud Matt Lacquer, HB = Peony Matt Lacquer, HE = Sun Matt Lacquer, HG = Midnight Blue Matt Lacquer, HH = Sand Matt Lacquer, MT = White Matt Lacquer, PD = Black Matt Lacquer, PH = Glossy Black Lacquer, GN = Walnut Veneer, PC = Oak Veneer

YY = Insert shelf colour
 GF = Glossy White Lacquer, GJ = Light Grey Matt Lacquer, GK = Anthracite Matt Lacquer, GM = Olive Matt Lacquer, GS = Cedar Matt Lacquer, HA = Cloud Matt Lacquer, HB = Peony Matt Lacquer, HE = Sun Matt Lacquer, HF = Gold Matt Lacquer, HG = Midnight Blue Matt Lacquer, HH = Sand Matt Lacquer, MT = White Matt Lacquer, PD = Black Matt Lacquer, PH = Glossy Black Lacquer, GN = Walnut Veneer, PC = Oak Veneer

Z = Insert colour code for cover panels
 1 = Glass White Matt, 2 = Glass Black Matt, 3 = Glass Sand Matt

FINION

FINION




€ excl. VAT

registered design

Produced to order (Please note that it is not always possible to cancel or change orders!), The washbasins are to be ordered separately.

Express
Delivery

These products are always in stock.

	REMOTE CONTROL, INCLUDING MOUNT	WIRELESS TRANSMITTER FOR MIRROR HEATING
		
		
Article number	G999 02 00	G999 03 00
Dimensions (w x h x d)	40 x 10 x 115 mm	40 x 10 x 115 mm
Description	one remote control for all Collaro and Finion articles, is required to operate all Collaro and Finion lighting elements	detects the increase in humidity and automatically activates the mirror heating
Scope of delivery	not included in scope of delivery	-
	41,-	54,-

To see how the article number is structured, refer to page 108

XX = Insert front and body colour

GF = Glossy White Lacquer, GJ = Light Grey Matt Lacquer, GK = Anthracite Matt Lacquer, GM = Olive Matt Lacquer, GS = Cedar Matt Lacquer, HA = Cloud Matt Lacquer, HB = Peony Matt Lacquer, HE = Sun Matt Lacquer, HG = Midnight Blue Matt Lacquer, HH = Sand Matt Lacquer, MT = White Matt Lacquer, PD = Black Matt Lacquer, PH = Glossy Black Lacquer, GN = Walnut Veneer, PC = Oak Veneer

YY = Insert shelf colour

GF = Glossy White Lacquer, GJ = Light Grey Matt Lacquer, GK = Anthracite Matt Lacquer, GM = Olive Matt Lacquer, GS = Cedar Matt Lacquer, HA = Cloud Matt Lacquer, HB = Peony Matt Lacquer, HE = Sun Matt Lacquer, HF = Gold Matt Lacquer, HG = Midnight Blue Matt Lacquer, HH = Sand Matt Lacquer, MT = White Matt Lacquer, PD = Black Matt Lacquer, PH = Glossy Black Lacquer, GN = Walnut Veneer, PC = Oak Veneer

Z = Insert colour code for cover panels

1 = Glass White Matt, 2 = Glass Black Matt, 3 = Glass Sand Matt

HOMMAGE

Sanitaryware and Bathroom Furniture

- Premium segment
- Matching furniture programme Hommage
- Matching bath: Hommage

PRO.VILLEROY-BOCH.COM/TECHNICALDRAWINGS



Ceramic colours



R1 = White Alpin
CeramicPlus



R2 = Star White
CeramicPlus

Front- / Body colours



Walnut/Grey-
White Marble



White Matt
Lacquer/Black
Marble

HOMMAGE

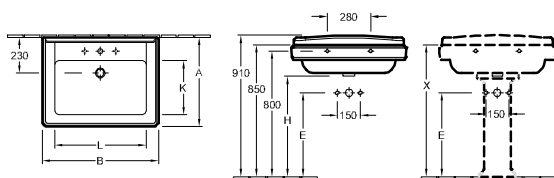
HOMMAGE

€ excl. VAT











registered design

Please order tap fittings and soap dispenser separately

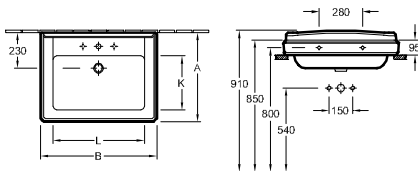
WASHBASIN









Article no.	A	B	E	H	K	L
710175XX	580	750	520	640	350	590
7101A1XX	580	750	520	640	350	590
710165XX	530	650	525	645	315	505
7101A2XX	530	650	525	645	315	505

Article number	Description	 R1	 R2		pcs/ pal.	kg/ pc.
7101 75 XX	750 x 580 mm   matching furniture programme: Hommage	702,-	702,-	-	8	32,7
7101 A1 XX	750 x 580 mm   matching furniture programme: Hommage	702,-	702,-	-	8	32,7
7101 65 XX	650 x 530 mm  	607,-	607,-	-	10	24,9
7101 A2 XX	650 x 530 mm  	607,-	607,-	-	10	24,9
For further information about matching valves, see pages 379-383						
7232 00 XX	PEDESTAL	467,-	467,-	-	30	11,45
9221 49 00	WASHBASIN INSTALLATION ELEMENT 525 x 1120 x 75 mm For further ViConnect models, see pages 367-378	-	-	175,-		8,05

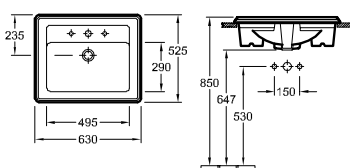
WASHBASIN








Article no.	A	B	E	K	L
7101LGXX	580	750	520	350	590
7101KGXX	530	650	525	315	505

Article number	Description	 R1	 R2		pcs/ pal.	kg/ pc.
7101 LG XX	750 x 580 mm  	770,-	770,-	-	8	32,7
7101 KG XX	650 x 530 mm  	675,-	675,-	-	10	24,9
ground underside						
For further information about matching valves, see pages 379-383						
9221 49 00	WASHBASIN INSTALLATION ELEMENT 525 x 1120 x 75 mm For further ViConnect models, see pages 367-378	-	-	175,-		8,05

BUILT-IN WASHBASIN



Article number	Description	 R1	 R2		pcs/ pal.	kg/ pc.
7102 63 XX	630 x 525 mm 	847,-	847,-	-	10	21,1
7102 A1 XX	630 x 525 mm  	847,-	847,-	-	24	21

incl. template, matching furniture programme: Hommage

For further information about matching valves, see pages 379-383

XX = Colour code to be indicated

R1 = White Alpin CeramicPlus, R2 = Star White CeramicPlus

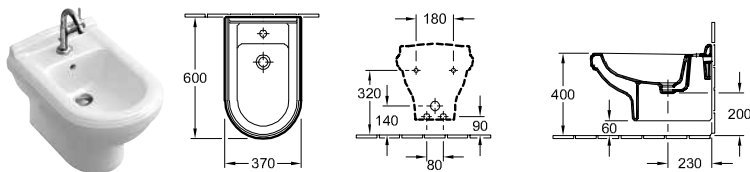
HOMMAGE

€ excl. VAT

registered design

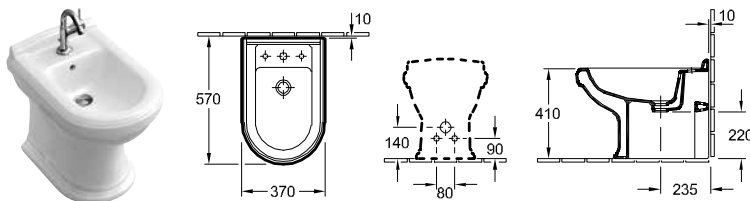
Please order tap fittings and soap dispenser separately

BIDET



Article number	Description	plus R1	plus R2		pcs/ pal.	kg/ pc.
7441 B0 XX	370 x 600 mm ○ ○	812,-	812,-	-	10	24,68
wall-mounted, with fastening set for concealed fastening For further information about matching valves, see pages 379-383						
9953 00 00	FASTENING FRAME (optional)	-	-	180,-		2,93
9221 48 00	BIDET INSTALLATION SYSTEM 525 x 1120 x 100 mm For further ViConnect models, see pages 367-378	-	-	280,-	10	10,54

BIDET



Article number	Description	plus R1	plus R2		pcs/ pal.	kg/ pc.
7442 00 XX	370 x 570 mm ○ ○ ○ ○	816,-	816,-	-	12	25,23
floor-standing, back to wall. Recommendation: to be installed at a distance of 10 mm from the wall, incl. mounting set, with fastening set for concealed fastening For further information about matching valves, see pages 379-383						
9208 72 00	SIPHON (optional) with extension piece	-	-	57,-		0,35
9221 48 00	BIDET INSTALLATION SYSTEM 525 x 1120 x 100 mm For further ViConnect models, see pages 367-378	-	-	280,-	10	10,54

XX = Colour code to be indicated
R1 = White Alpin CeramicPlus, R2 = Star White CeramicPlus

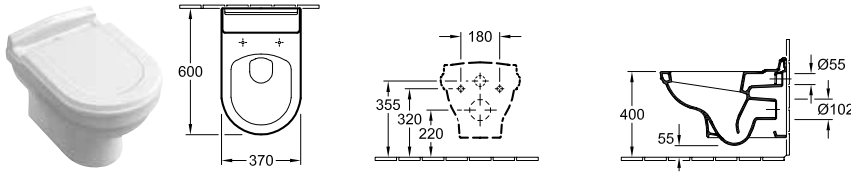
HOMMAGE



€ excl. VAT

registered design

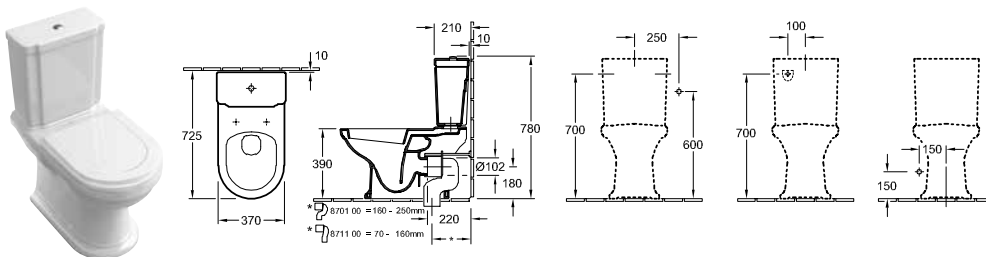
Please order tap fittings and soap dispenser separately



WASHDOWN TOILET



Article number	Description	plus R1	plus R2		pcs/ pal.	kg/ pc.
6661 B0 XX	370 x 600 mm	696,-	696,-	-	10	28,1
wall-mounted, horizontal outlet, with fastening set for concealed fastening						
8809 S1 XX	TOILET SEAT AND COVER with QuickRelease and SoftClosing hinges, hinges in stainless steel	328,-	361,-	-	40	3,97
8809 S6 XX	TOILET SEAT AND COVER with QuickRelease and SoftClosing hinges, noble brass hinges	437,-	470,-	-	40	3,85
9926 K1 00	TOILET SEAT AND COVER solid birch, stained walnut, hinges in stainless steel	-	-	376,-	40	3,5
9926 K6 00	TOILET SEAT AND COVER solid birch, stained walnut, noble brass hinges	-	-	485,-	40	3,5
9222 87 00	VIPROTECT SOUNDPROOFING SET (optional) incl. accessories	-	-	19,-	600	0,09
9224 61 00	TOILET INSTALLATION SYSTEM for dry-wall construction, standard height 525 x 1120 x 135 mm For further ViConnect models, see pages 367-378		-	-	320,-	10 14
9224 65 00	TOILET INSTALLATION SYSTEM for dry-wall construction, low 450 x 1120 x 165 mm For further ViConnect models, see pages 367-378		-	-	432,-	8 19,78

WASHDOWN TOILET FOR CLOSE-COUPLED TOILET-SUITE



Article number	Description	plus R1	plus R2		pcs/ pal.	kg/ pc.
6662 10 XX	370 x 725 mm	861,-	861,-	-	9	27,93
floor-standing, horizontal outlet, with fastening set for concealed fastening, Recommendation: to be installed at a distance of 10 mm from the wall						
7721 11 XX	CISTERN water inlet from the sides or rear, flushing mechanism with DualFlush water-saving button, chrome	546,-	546,-	-	32	14,21
7721 16 XX	CISTERN water inlet from the sides or rear, flushing mechanism with DualFlush water-saving button, noble brass	615,-	615,-	-	32	14,21
8809 S1 XX	TOILET SEAT AND COVER with QuickRelease and SoftClosing hinges, hinges in stainless steel	328,-	361,-	-	40	3,97
8809 S6 XX	TOILET SEAT AND COVER with QuickRelease and SoftClosing hinges, noble brass hinges	437,-	470,-	-	40	3,85
9926 61 00	TOILET SEAT AND COVER solid birch, stained walnut, hinges in stainless steel	-	-	341,-	40	3,92
9926 66 00	TOILET SEAT AND COVER solid birch, stained walnut, noble brass hinges	-	-	450,-	40	3,5
8701 00 00	VARIO DRAINBEND for vertical outlet 160 - 250 mm		-	-	113,-	100 0,74
8711 00 00	VARIO DRAINBEND for vertical outlet 70 - 160 mm		-	-	113,-	0,72

XX = Colour code to be indicated

R1 = White Alpin CeramicPlus, R2 = Star White CeramicPlus

HOMMAGE

€ excl. VAT

registered design

Goods in stock, Please order washbasins separately, except for set, article numbers 8979 A1 XX, 8979 63 XX, 8980 A1 XX and 8980 63 XX.

Express Delivery These products are always in stock.

Front:
solid maple in stained Walnut or White Matt Lacquer (21 mm)
interior colour = exterior colour
continuous grain in Walnut

Body:
direct-laminated chipboard in Walnut or White Matt (19 mm)
interior colour = exterior colour
vertical grain in Walnut

Washbasin countertop:
marble in Grey-White Marble for Walnut (30 mm)

marble in Black Marble for White Matt Lacquer (30 mm)






Doors:
with glass inset
SoftClosing feature

Handles:
ceramic in 01, R2

Mirrors:
mirror (5 mm) bonded to frame
veneered chipboard (19 mm) in stained Walnut, in matt white lacquered finish

Please note:

For further information such as tap fitting positions, installation and fastening dimensions etc. please see the technical drawings.

	HANDLE	HANDLE
		
Colour	ceramic handle square, white	ceramic handle square, Star White
	VANITY UNIT WITH WASHBASIN	VANITY UNIT WITH WASHBASIN
		
		
Article number	8979 63 XX	8979 A1 XX
Dimensions (w x h x d)	985 x 905 x 620 mm	985 x 905 x 620 mm
Equipped with	1x drawer 2x doors 1x shelf 1x marble countertop with ledge	1x drawer 2x doors 1x shelf 1x marble countertop with ledge
Installation	floor-standing	floor-standing
Scope of delivery	Vanity unit, Built-in washbasin 7102 63, square handles to match ceramics, fastening set included	Vanity unit, Built-in washbasin 7102 A1, square handles to match ceramics, fastening set included
R1, R2	4.342,-	4.342,-

HOMMAGE

XX = Colour code to be indicated
R1 = White Alpin CeramicPlus, R2 = Star White CeramicPlus

YY = Insert code for handle
01 = White Alpin, R2 = Star White CeramicPlus














HOMMAGE

€ excl. VAT

registered design

Goods in stock, Please order washbasins separately, except for set, article numbers 8979 A1 XX, 8979 63 XX, 8980 A1 XX and 8980 63 XX.
Express
Delivery

These products are always in stock.

	VANITY UNIT	SIDE CABINET	SIDE CABINET
			
			
Article number	8995 00 YY	8964 10 YY	8964 11 YY
Dimensions (w x h x d)	685 x 755 x 540 mm	442 x 850 x 432 mm	442 x 850 x 432 mm
Hinges	-	hinges on left	hinges on right
For combination with	washbasins 7101 75/A1	-	-
Equipped with	2x doors 1x shelf	1x drawer 1x door 1x shelf 1x marble countertop	1x drawer 1x door 1x shelf 1x marble countertop
Installation	floor-standing	floor-standing	floor-standing
Scope of delivery	fastening set included	-	-
01, R2	2.221,-	2.245,-	2.245,-
	MIRROR	MIRROR	MIRROR
			
			
Article number	8565 02 00	8565 01 00	8565 00 00
Dimensions (w x h x d)	985 x 740 x 37 mm	685 x 740 x 37 mm	557 x 740 x 37 mm
Scope of delivery	fastening set included	fastening set included	fastening set included
	913,-	828,-	796,-
	VANITY UNIT WITH WASHBASIN	VANITY UNIT WITH WASHBASIN	
			
			
Article number	8980 63 XX	8980 A1 XX	
Dimensions (w x h x d)	985 x 905 x 620 mm	985 x 905 x 620 mm	
Equipped with	1x drawer 2x doors 1x shelf 1x marble countertop with ledge	1x drawer 2x doors 1x shelf 1x marble countertop with ledge	
Installation	floor-standing	floor-standing	
Scope of delivery	Vanity unit, Built-in washbasin 7102 63, square handles to match ceramics, fastening set included	Vanity unit, Built-in washbasin 7102 A1, square handles to match ceramics, fastening set included	
R1, R2	4.342,-	4.342,-	

 XX = Colour code to be indicated
 R1 = White Alpin CeramicPlus, R2 = Star White CeramicPlus

 YY = Insert code for handle
 01 = White Alpin, R2 = Star White CeramicPlus

HOMMAGE











€ excl. VAT

registered design

Goods in stock. Please order washbasins separately, except for set, article numbers 8979 A1 XX, 8979 63 XX, 8980 A1 XX and 8980 63 XX.



These products are always in stock.

	VANITY UNIT	SIDE CABINET	SIDE CABINET
			
			
Article number	8995 20 YY	8964 20 YY	8964 21 YY
Dimensions (w x h x d)	685 x 755 x 540 mm	442 x 850 x 432 mm	442 x 850 x 432 mm
Hinges	-	hinges on left	hinges on right
For combination with	washbasins 7101 75/A1	-	-
Equipped with	2x doors 1x shelf	1x drawer 1x door 1x shelf 1x marble countertop	1x drawer 1x door 1x shelf 1x marble countertop
Installation	floor-standing	floor-standing	floor-standing
Scope of delivery	fastening set included	-	-
01, R2	2.221,-	2.245,-	2.245,-
	MIRROR	MIRROR	MIRROR
			
			
Article number	8565 22 00	8565 21 00	8565 20 00
Dimensions (w x h x d)	985 x 740 x 37 mm	685 x 740 x 37 mm	557 x 740 x 37 mm
Scope of delivery	fastening set included	fastening set included	fastening set included
	913,-	828,-	796,-

 XX = Colour code to be indicated
 R1 = White Alpin CeramicPlus, R2 = Star White CeramicPlus

 YY = Insert code for handle
 01 = White Alpin, R2 = Star White CeramicPlus

JOYCE

Sanitaryware

- Mainstream segment

PRO.VILLEROY-BOCH.COM/TECHNICALDRAWINGS



JOYCE

Ceramic colours



01 = White Alpin



R1 = White Alpin
CeramicPlus

JOYCE

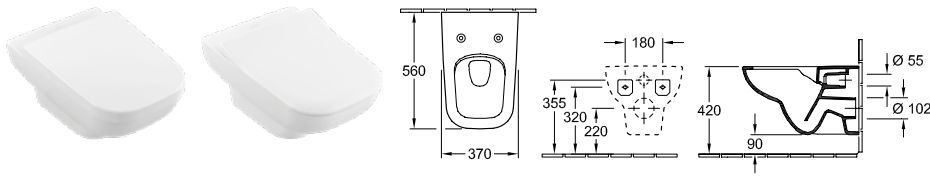
€ excl. VAT

Please order tap fittings and soap dispenser separately

WASHDOWN TOILET, RIMLESS

DirectFlush

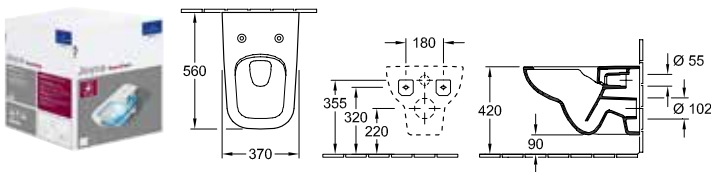
registered design



Article number	Description	01	R1	plus	pcs/pal.	kg/pc.
5607 R0 XX	370 x 560 mm	405,-	490,-	-	16	19,5
wall-mounted, horizontal outlet, incl. fastening set "SupraFix 3.0", with water-saving AQUAREDUCT® system: flush volume 3 / 4,5 litres, not suitable for installation with flush valves						
9M52 S1 XX	TOILET SEAT AND COVER with QuickRelease and SoftClosing hinges, hinges in stainless steel	205,-	-	-	90	3,1
9M62 S1 XX	TOILET SEAT AND COVER SLIMSEAT with QuickRelease and SoftClosing hinges, hinges in stainless steel	232,-	-	-	90	2,9
9222 87 00	VIPROTECT SOUNDPROOFING SET (optional) incl. accessories	-	-	19,-	600	0,09
9224 61 00	TOILET INSTALLATION SYSTEM for dry-wall construction, standard height 525 x 1120 x 135 mm For further ViConnect models, see pages 367-378	-	-	320,-	10	14
9224 65 00	TOILET INSTALLATION SYSTEM for dry-wall construction, low 450 x 1120 x 165 mm For further ViConnect models, see pages 367-378	-	-	432,-	8	19,78

COMBI-PACK

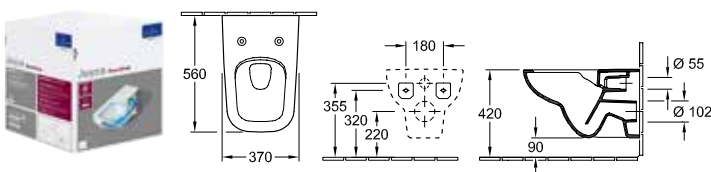
DirectFlush



Article number	Description	01	R1	plus	pcs/pal.	kg/pc.
5607 R2 XX	individual packaging materials, wall-mounted, horizontal outlet composed of: Washdown WC DirectFlush 5607 R0 XX, WC-seat and cover with QuickRelease and SoftClosing hinges 9M52 S1 01	610,-	695,-	-	12	20

COMBI-PACK

DirectFlush



Article number	Description	01	R1	plus	pcs/pal.	kg/pc.
5607 HR XX	individual packaging materials, wall-mounted, horizontal outlet composed of: Washdown WC DirectFlush 5607 R0 XX, SlimSeat with QuickRelease and SoftClosing hinges 9M62 S1 01	637,-	722,-	-	12	20

XX = Colour code to be indicated
01 = White Alpin, R1 = White Alpin CeramicPlus

JOYCE

JOYCE

€ excl. VAT

Please order tap fittings and soap dispenser separately

TOILET SEAT AND COVER



Article number	Description	01	plus R1		pcs/ pal.	kg/ pc.
9M52 S1 XX	with QuickRelease and SoftClosing hinges, hinges in stainless steel	205,-	-	-	90	3,1

TOILET SEAT AND COVER SLIMSEAT



Article number	Description	01	plus R1		pcs/ pal.	kg/ pc.
9M62 S1 XX	with QuickRelease and SoftClosing hinges, hinges in stainless steel	232,-	-	-	90	2,9

Slim
Seat

XX = Colour code to be indicated
01 = White Alpin, R1 = White Alpin CeramicPlus

LEGATO



Bathroom Furniture

PRO.VILLEROY-BOCH.COM/TECHNICALDRAWINGS

- Mainstream segment
- Match washbasins in the collections Architectura, Artis, Aveo New Generation, Collaro, Finion, Legato, Loop & Friends, Memento 2.0, Memento, My Nature, Subway 2.0, Venticello
- Designed to match all mirror collections
- Designed to match all mirror cabinet collections



Front- / Body- / Countertop colours

									
DH = Glossy White	FP = Glossy Grey	MS = White Matt	PD = Black Matt Lacquer	VG = Truffle Grey	VK = Soft Grey	E1 = Santana Oak	E8 = White Wood	FQ = Oak Graphite	PN = Elm Impreso
									
VH = Arizona Oak	VJ = Nordic Oak								

LEGATO

LEGATO

Bathroom furniture



Updated drawer system

Before:

- Original Blum drawer frames in Light grey
- Interior of the drawers in Anthracite



New:

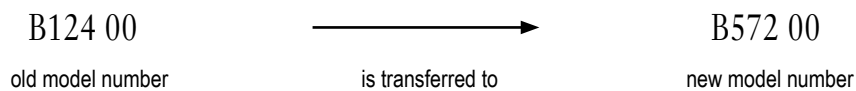
- Full-extension drawer with integrated slip-resistant base
- New generation of Blum drawer frames in Anthracite (optimised design)
- Interior of the drawers in Anthracite



It is not necessary to update drawers in the showroom.

The previous model numbers have been replaced by new model numbers.
Orders using the old model numbers are automatically converted into the new model number by the system.





























Example:



LEGATO

Combination options for Legato furniture with washbasins from different collections





























1 Legato vanity units, height 380 mm (with one drawer)

Width in mm		Architectura			Artis				Aveo New Generation	Collaro	
											
		4125 40/41	4126 60/61	4127 60/61	4178 41	4179 43	4198 61	4172 58	4132 60/61	4A15 51/53	4A17 51/53
450	Centrally positioned washbasin				B565 00/L0 (189)	B565 00/L0 (189)					
600	Centrally positioned washbasin		B567 00/L0 (189)		B567 00/L0 (189)	B567 00/L0 (189)					
800	Centrally positioned washbasin		B569 00/L0 (188)	B569 00/L0 (188)	B569 00/L0 (188)	B569 00/L0 (188)	B569 00/L0 (188)	B569 00/L0 (188)	B569 00/L0 (188)	B769 00/L0 (221)	B769 00/L0 (221)
1000	Centrally positioned washbasin		B571 00/L0 (186)	B571 00/L0 (186)	B571 00/L0 (186)	B571 00/L0 (186)	B571 00/L0 (186)	B571 00/L0 (186)	B571 00/L0 (186)	B771 00/L0 (220)	B771 00/L0 (220)
	Washbasin, left		B573 00/L0 (187)			B573 00/L0 (187)	B573 00/L0 (187)				
	Washbasin, right		B575 00/L0 (187)			B575 00/L0 (187)	B575 00/L0 (187)				
1200	Centrally positioned washbasin		B577 00/L0 (184)	B577 00/L0 (184)	B577 00/L0 (184)	B577 00/L0 (184)	B577 00/L0 (184)	B577 00/L0 (184)	B577 00/L0 (184)	B773 00/L0 (220)	B773 00/L0 (220)
	Washbasin, left		B579 00/L0 (184)			B579 00/L0 (184)	B579 00/L0 (184)				
	Washbasin, right		B581 00/L0 (185)			B581 00/L0 (185)	B581 00/L0 (185)				
	For 2 washbasins		B583 00/L0 (183)			B583 00/L0 (183)	B583 00/L0 (183)				
1400	Centrally positioned washbasin		B585 00/L0 (181)	B585 00/L0 (181)	B585 00/L0 (181)	B585 00/L0 (181)	B585 00/L0 (181)	B585 00/L0 (181)	B585 00/L0 (181)	B775 00/L0 (218)	B775 00/L0 (218)
	Washbasin, left		B587 00/L0 (182)			B587 00/L0 (182)	B587 00/L0 (182)	B587 00/L0 (182)	B587 00/L0 (182)	B777 00/L0 (219)	B777 00/L0 (219)
	Washbasin, right		B589 00/L0 (183)			B589 00/L0 (183)	B589 00/L0 (183)	B589 00/L0 (183)	B589 00/L0 (183)	B779 00/L0 (219)	B779 00/L0 (219)
	For 2 washbasins		B591 00/L0 (181)			B591 00/L0 (181)	B591 00/L0 (181)			B781 00/L0 (218)	B781 00/L0 (218)
1600	Centrally positioned washbasin		B593 00/L0 (178)	B593 00/L0 (178)	B593 00/L0 (178)	B593 00/L0 (178)	B593 00/L0 (178)	B593 00/L0 (178)	B593 00/L0 (178)	B783 00/L0 (216)	B783 00/L0 (216)
	Washbasin, left		B595 00/L0 (179)	B595 00/L0 (179)	B595 00/L0 (179)	B595 00/L0 (179)	B595 00/L0 (179)	B595 00/L0 (179)	B595 00/L0 (179)	B785 00/L0 (217)	B785 00/L0 (217)
	Washbasin, right		B597 00/L0 (180)	B597 00/L0 (180)	B597 00/L0 (180)	B597 00/L0 (180)	B597 00/L0 (180)	B597 00/L0 (180)	B597 00/L0 (180)	B787 00/L0 (217)	B787 00/L0 (217)
	For 2 washbasins		B599 00/L0 (177)	B599 00/L0 (177)	B599 00/L0 (177)	B599 00/L0 (177)	B599 00/L0 (177)	B599 00/L0 (177)	B599 00/L0 (177)	B789 00/L0 (216)	B789 00/L0 (216)

LEGATO

Combination options for Legato furniture with washbasins from different collections






























1 Legato vanity units, height 380 mm (with one drawer)

Width in mm			Collaro				Finion					
												
			4A18 40	4A21 38	4A19 56	4A20 56	4364 4L/4C	4139 DK/DG/DC	4143 61	4142 6G/6L/6C	4168 6G/6L/6C	4168 8G/8L/8C
450	Centrally positioned washbasin		B565 00/L0 (189)	B565 00/L0 (189)								
600	Centrally positioned washbasin		B567 00/L0 (189)	B567 00/L0 (189)	B567 00/L0 (189)	B567 00/L0 (189)	B731 00/L0 (176)					
800	Centrally positioned washbasin		B569 00/L0 (188)	B569 00/L0 (188)	B569 00/L0 (188)	B569 00/L0 (188)	B733 00/L0 (176)		B737 00/L0 (211)	B753 00/L0 (215)	B678 00/L0 (202)	
1000	Centrally positioned washbasin		B571 00/L0 (186)	B571 00/L0 (186)	B571 00/L0 (186)	B571 00/L0 (186)			B739 00/L0 (211)	B755 00/L0 (215)	B680 00/L0 (201)	B680 00/L0 (201)
	Washbasin, left		B573 00/L0 (187)	B573 00/L0 (187)	B573 00/L0 (187)	B573 00/L0 (187)						
	Washbasin, right		B575 00/L0 (187)	B575 00/L0 (187)	B575 00/L0 (187)	B575 00/L0 (187)						
1200	Centrally positioned washbasin		B577 00/L0 (184)	B577 00/L0 (184)	B577 00/L0 (184)	B577 00/L0 (184)			B741 00/L0 (210)	B757 00/L0 (214)	B682 00/L0 (200)	B682 00/L0 (200)
	Washbasin, left		B579 00/L0 (184)	B579 00/L0 (184)	B579 00/L0 (184)	B579 00/L0 (184)						
	Washbasin, right		B581 00/L0 (185)	B581 00/L0 (185)	B581 00/L0 (185)	B581 00/L0 (185)						
	For 2 washbasins		B583 00/L0 (183)	B583 00/L0 (183)	B583 00/L0 (183)	B583 00/L0 (183)						
1400	Centrally positioned washbasin		B585 00/L0 (181)	B585 00/L0 (181)	B585 00/L0 (181)	B585 00/L0 (181)			B743 00/L0 (210)	B759 00/L0 (214)	B684 00/L0 (199)	B684 00/L0 (199)
	Washbasin, left		B587 00/L0 (182)	B587 00/L0 (182)	B587 00/L0 (182)	B587 00/L0 (182)						
	Washbasin, right		B589 00/L0 (183)	B589 00/L0 (183)	B589 00/L0 (183)	B589 00/L0 (183)						
	For 2 washbasins		B591 00/L0 (181)	B591 00/L0 (181)	B591 00/L0 (181)	B591 00/L0 (181)						
1600	Centrally positioned washbasin		B593 00/L0 (178)	B593 00/L0 (178)	B593 00/L0 (178)	B593 00/L0 (178)		B735 00/L0 (175)	B745 00/L0 (208)	B761 00/L0 (212)	B686 00/L0 (197)	B686 00/L0 (197)
	Washbasin, left		B595 00/L0 (179)	B595 00/L0 (179)	B595 00/L0 (179)	B595 00/L0 (179)			B747 00/L0 (209)	B763 00/L0 (213)	B688 00/L0 (198)	
	Washbasin, right		B597 00/L0 (180)	B597 00/L0 (180)	B597 00/L0 (180)	B597 00/L0 (180)			B749 00/L0 (209)	B765 00/L0 (213)	B690 00/L0 (198)	
	For 2 washbasins		B599 00/L0 (177)	B599 00/L0 (177)	B599 00/L0 (177)	B599 00/L0 (177)			B751 00/L0 (208)	B767 00/L0 (212)	B692 00/L0 (196)	

LEGATO

Combination options for Legato furniture with washbasins from different collections



























1 Legato vanity units, height 380 mm (with one drawer)

Width in mm			Finion	Loop & Friends						Memento		
												
			4168 1G/1H/1B/1L	5154 00/01	5151 10/11	5151 00/01	5144 00/01	5148 00/01	5149 00/01	5149 10/11	5133 AG	5133 CG
450	Centrally positioned washbasin						B565 00/L0 (189)	B565 00/L0 (189)	B565 00/L0 (189)			
600	Centrally positioned washbasin						B567 00/L0 (189)	B567 00/L0 (189)	B567 00/L0 (189)	B567 00/L0 (189)		
800	Centrally positioned washbasin			B569 00/L0 (188)	B569 00/L0 (188)	B569 00/L0 (188)	B569 00/L0 (188)	B569 00/L0 (188)	B569 00/L0 (188)	B569 00/L0 (188)		
1000	Centrally positioned washbasin			B571 00/L0 (186)	B571 00/L0 (186)	B571 00/L0 (186)	B571 00/L0 (186)	B571 00/L0 (186)	B571 00/L0 (186)	B571 00/L0 (186)		
	Washbasin, left						B573 00/L0 (187)	B573 00/L0 (187)	B573 00/L0 (187)	B573 00/L0 (187)		
	Washbasin, right						B575 00/L0 (187)	B575 00/L0 (187)	B575 00/L0 (187)	B575 00/L0 (187)		
1200	Centrally positioned washbasin		B682 00/L0 (200)	B577 00/L0 (184)	B577 00/L0 (184)	B577 00/L0 (184)	B577 00/L0 (184)	B577 00/L0 (184)	B577 00/L0 (184)	B577 00/L0 (184)	B609 00/L0 (194)	
	Washbasin, left						B579 00/L0 (184)	B579 00/L0 (184)	B579 00/L0 (184)	B579 00/L0 (184)		
	Washbasin, right						B581 00/L0 (185)	B581 00/L0 (185)	B581 00/L0 (185)	B581 00/L0 (185)		
	For 2 washbasins						B583 00/L0 (183)	B583 00/L0 (183)	B583 00/L0 (183)	B583 00/L0 (183)		
1400	Centrally positioned washbasin		B684 00/0 (199)	B585 00/L0 (181)	B585 00/L0 (181)	B585 00/L0 (181)	B585 00/L0 (181)	B585 00/L0 (181)	B585 00/L0 (181)	B585 00/L0 (181)	B611 00/L0 (192)	
	Washbasin, left			B587 00/L0 (182)	B587 00/L0 (182)	B587 00/L0 (182)	B587 00/L0 (182)	B587 00/L0 (182)	B587 00/L0 (182)	B587 00/L0 (182)		
	Washbasin, right			B589 00/L0 (183)	B589 00/L0 (183)	B589 00/L0 (183)	B589 00/L0 (183)	B589 00/L0 (183)	B589 00/L0 (183)	B589 00/L0 (183)		
	For 2 washbasins					B591 00/L0 (181)	B591 00/L0 (181)	B591 00/L0 (181)	B591 00/L0 (181)	B591 00/L0 (181)		
1600	Centrally positioned washbasin		B686 00/L0 (197)	B593 00/L0 (178)	B593 00/L0 (178)	B593 00/L0 (178)	B593 00/L0 (178)	B593 00/L0 (178)	B593 00/L0 (178)	B593 00/L0 (178)	B670 00/L0 (190)	
	Washbasin, left			B595 00/L0 (179)	B595 00/L0 (179)	B595 00/L0 (179)	B595 00/L0 (179)	B595 00/L0 (179)	B595 00/L0 (179)	B595 00/L0 (179)		
	Washbasin, right			B597 00/L0 (180)	B597 00/L0 (180)	B597 00/L0 (180)	B597 00/L0 (180)	B597 00/L0 (180)	B597 00/L0 (180)	B597 00/L0 (180)		
	For 2 washbasins			B599 00/L0 (177)	B599 00/L0 (177)	B599 00/L0 (177)	B599 00/L0 (177)	B599 00/L0 (177)	B599 00/L0 (177)	B599 00/L0 (177)		

LEGATO

Combination options for Legato furniture with washbasins from different collections
























1 Legato vanity units, height 380 mm (with one drawer)

Width in mm			Memento			Memento 2.0						
												
			5133 8G/8L	5133 6G/6L	5133 5G/5L	4A07 60/61	4A22 5G/5L/5F	4A22 6G/6L/6F	4A22 8G/8L/8F	4A22 1G/1H/1F/1K	4A22 CL/CH/CF/CG	
600	Centrally positioned washbasin											
800	Centrally positioned washbasin			B601 00/L0 (196)	B601 00/L0 (196)	B753 00/L0 (215)	B601 00/L0 (196)	B601 00/L0 (196)				
1000	Centrally positioned washbasin		B603 00/L0 (194)	B603 00/L0 (194)	B603 00/L0 (194)	B755 00/L0 (215)	B603 00/L0 (194)	B603 00/L0 (194)	B603 00/L0 (194)			
	Washbasin, left				B605 00/L0 (195)		B605 00/L0 (195)					
	Washbasin, right				B607 00/L0 (195)		B607 00/L0 (195)					
1200	Centrally positioned washbasin		B609 00/L0 (194)			B757 00/L0 (214)			B609 00/L0 (194)	B609 00/L0 (194)		
	Washbasin, left											
	Washbasin, right											
	For 2 washbasins											
1400	Centrally positioned washbasin		B611 00/L0 (192)			B759 00/L0 (214)			B611 00/L0 (192)	B611 00/L0 (192)	B611 00/L0 (192)	
	Washbasin, left				B613 00/L0 (193)		B613 00/L0 (193)					
	Washbasin, right				B615 00/L0 (193)		B615 00/L0 (193)					
	For 2 washbasins				B668 00/L0 (192)		B668 00/L0 (192)					
1600	Centrally positioned washbasin		B670 00/L0 (190)			B761 00/L0 (212)			B670 00/L0 (190)	B670 00/L0 (190)	B670 00/L0 (190)	
	Washbasin, left			B672 00/L0 (191)	B672 00/L0 (191)	B763 00/L0 (213)	B672 00/L0 (191)	B672 00/L0 (191)				
	Washbasin, right			B674 00/L0 (191)	B674 00/L0 (191)	B765 00/L0 (213)	B674 00/L0 (191)	B674 00/L0 (191)				
	For 2 washbasins			B676 00/L0 (190)	B676 00/L0 (190)	B767 00/L0 (212)	B676 00/L0 (190)	B676 00/L0 (190)				

LEGATO

Combination options for Legato furniture with washbasins from different collections





























1 Legato vanity units, height 380 mm (with one drawer)

Width in mm		My Nature			Subway 2.0			Venticello		
										
		4110 80	4110 60	4110 45	7175 8G	7175 1G	7113 KG	7113 6G/6H/6J	4113 55	
600	Centrally positioned washbasin				B567 00/L0 (189)					
800	Centrally positioned washbasin				B569 00/L0 (188)	B569 00/L0 (188)			B678 00/L0 (202)	B678 00/L0 (202) B702 00/L0 (207)
1000	Centrally positioned washbasin				B571 00/L0 (186)	B571 00/L0 (186)	B571 00/L0 (186)	B694 00/L0 (201)		B680 00/L0 (201) B680 00/L0 (201) B704 00/L0 (207)
	Washbasin, left						B573 00/L0 (187)			
	Washbasin, right						B575 00/L0 (187)			
1200	Centrally positioned washbasin				B577 00/L0 (184)	B577 00/L0 (184)	B577 00/L0 (184)	B696 00/L0 (200)	B696 00/L0 (200)	B682 00/L0 (200) B682 00/L0 (200) B706 00/L0 (206)
	Washbasin, left					B579 00/L0 (184)	B579 00/L0 (184)			
	Washbasin, right					B581 00/L0 (185)	B581 00/L0 (185)			
	For 2 washbasins						B583 00/L0 (183)			
1400	Centrally positioned washbasin				B585 00/L0 (181)	B585 00/L0 (181)	B585 00/L0 (181)	B698 00/L0 (199)	B698 00/L0 (199)	B684 00/L0 (199) B684 00/L0 (199) B708 00/L0 (205)
	Washbasin, left					B587 00/L0 (182)	B587 00/L0 (182)			B710 00/L0 (205)
	Washbasin, right					B589 00/L0 (183)	B589 00/L0 (183)			B712 00/L0 (206)
	For 2 washbasins						B591 00/L0 (181)			B714 00/L0 (204)
1600	Centrally positioned washbasin				B593 00/L0 (178)	B593 00/L0 (178)	B593 00/L0 (178)	B700 00/L0 (197)	B700 00/L0 (197)	B686 00/L0 (197) B686 00/L0 (197) B716 00/L0 (203)
	Washbasin, left					B595 00/L0 (179)	B595 00/L0 (179)			B688 00/L0 (198) B688 00/L0 (198) B718 00/L0 (203)
	Washbasin, right					B597 00/L0 (180)	B597 00/L0 (180)			B690 00/L0 (198) B690 00/L0 (198) B720 00/L0 (204)
	For 2 washbasins					B599 00/L0 (177)	B599 00/L0 (177)			B692 00/L0 (196) B692 00/L0 (196) B722 00/L0 (202)

LEGATO

Combination options for Legato furniture with washbasins from different collections





























2 Legato vanity units, height 550 mm (with two drawers)

Width in mm		Architettura			Artis				Aveo New Generation	Collaro		
												
		4125 40/41	4126 60/61	4127 60/61	4178 41	4179 43	4198 61	4172 58	4132 60/61	4A15 51/53	4A17 51/53	
450	Centrally positioned washbasin					B566 00/L0 (189)	B566 00/L0 (189)					
600	Centrally positioned washbasin					B568 00/L0 (189)	B568 00/L0 (189)					
800	Centrally positioned washbasin					B570 00/L0 (188)	B570 00/L0 (188)	B570 00/L0 (188)	B570 00/L0 (188)	B570 00/L0 (188)	B770 00/L0 (221)	B770 00/L0 (221)
1000	Centrally positioned washbasin					B572 00/L0 (186)	B572 00/L0 (186)	B572 00/L0 (186)	B572 00/L0 (186)	B572 00/L0 (186)	B772 00/L0 (220)	B772 00/L0 (220)
	Washbasin, left					B574 00/L0 (187)	B574 00/L0 (187)					
	Washbasin, right					B576 00/L0 (187)	B576 00/L0 (187)					
1200	Centrally positioned washbasin					B578 00/L0 (184)	B578 00/L0 (184)	B578 00/L0 (184)	B578 00/L0 (184)	B578 00/L0 (184)	B774 00/L0 (220)	B774 00/L0 (220)
	Washbasin, left					B580 00/L0 (184)	B580 00/L0 (184)					
	Washbasin, right					B582 00/L0 (185)	B582 00/L0 (185)					
	For 2 washbasins					B584 00/L0 (183)	B584 00/L0 (183)					
1400	Centrally positioned washbasin					B586 00/L0 (181)	B586 00/L0 (181)	B586 00/L0 (181)	B586 00/L0 (181)	B586 00/L0 (181)	B776 00/L0 (218)	B776 00/L0 (218)
	Washbasin, left					B588 00/L0 (182)	B588 00/L0 (182)	B588 00/L0 (182)	B588 00/L0 (182)	B588 00/L0 (182)	B778 00/L0 (219)	B778 00/L0 (219)
	Washbasin, right					B590 00/L0 (183)	B590 00/L0 (183)	B590 00/L0 (183)	B590 00/L0 (183)	B590 00/L0 (183)	B780 00/L0 (219)	B780 00/L0 (219)
	For 2 washbasins					B592 00/L0 (181)	B592 00/L0 (181)				B782 00/L0 (218)	B782 00/L0 (218)
1600	Centrally positioned washbasin					B594 00/L0 (178)	B594 00/L0 (178)	B594 00/L0 (178)	B594 00/L0 (178)	B594 00/L0 (178)	B784 00/L0 (216)	B784 00/L0 (216)
	Washbasin, left					B596 00/L0 (179)	B596 00/L0 (179)	B596 00/L0 (179)	B596 00/L0 (179)	B596 00/L0 (179)	B786 00/L0 (217)	B786 00/L0 (217)
	Washbasin, right					B598 00/L0 (180)	B598 00/L0 (180)	B598 00/L0 (180)	B598 00/L0 (180)	B598 00/L0 (180)	B788 00/L0 (217)	B788 00/L0 (217)
	For 2 washbasins					B600 00/L0 (177)	B600 00/L0 (177)	B600 00/L0 (177)	B600 00/L0 (177)	B600 00/L0 (177)	B790 00/L0 (216)	B790 00/L0 (216)

LEGATO

Combination options for Legato furniture with washbasins from different collections






























2 Legato vanity units, height 550 mm (with two drawers)

Width in mm		Collaro				Finion					
											
		4A18 40	4A21 38	4A19 56	4A20 56	4364 4L/4C	4139 DK/DG/DC	4143 61	4142 6G/6L/6C	4168 6G/6L/6C	4168 8G/8L/8C
450	Centrally positioned washbasin 	B566 00/L0 (189)	B566 00/L0 (189)								
600	Centrally positioned washbasin 	B568 00/L0 (189)	B568 00/L0 (189)	B568 00/L0 (189)	B568 00/L0 (189)	B732 00/L0 (176)					
800	Centrally positioned washbasin 	B570 00/L0 (188)	B570 00/L0 (188)	B570 00/L0 (188)	B570 00/L0 (188)	B734 00/L0 (176)		B738 00/L0 (211)	B754 00/L0 (215)	B679 00/L0 (202)	
1000	Centrally positioned washbasin 	B572 00/L0 (186)	B572 00/L0 (186)	B572 00/L0 (186)	B572 00/L0 (186)			B740 00/L0 (211)	B756 00/L0 (215)	B681 00/L0 (201)	B681 00/L0 (201)
	Washbasin, left 	B574 00/L0 (187)	B574 00/L0 (187)	B574 00/L0 (187)	B574 00/L0 (187)						
	Washbasin, right 	B576 00/L0 (187)	B576 00/L0 (187)	B576 00/L0 (187)	B576 00/L0 (187)						
1200	Centrally positioned washbasin 	B578 00/L0 (184)	B578 00/L0 (184)	B578 00/L0 (184)	B578 00/L0 (184)			B742 00/L0 (210)	B758 00/L0 (214)	B683 00/L0 (200)	B683 00/L0 (200)
	Washbasin, left 	B580 00/L0 (184)	B580 00/L0 (184)	B580 00/L0 (184)	B580 00/L0 (184)						
	Washbasin, right 	B582 00/L0 (185)	B582 00/L0 (185)	B582 00/L0 (185)	B582 00/L0 (185)						
	For 2 washbasins 	B584 00/L0 (183)	B584 00/L0 (183)	B584 00/L0 (183)	B584 00/L0 (183)						
1400	Centrally positioned washbasin 	B586 00/L0 (181)	B586 00/L0 (181)	B586 00/L0 (181)	B586 00/L0 (181)			B744 00/L0 (210)	B760 00/L0 (214)	B685 00/L0 (199)	B685 00/L0 (199)
	Washbasin, left 	B588 00/L0 (182)	B588 00/L0 (182)	B588 00/L0 (182)	B588 00/L0 (182)						
	Washbasin, right 	B590 00/L0 (183)	B590 00/L0 (183)	B590 00/L0 (183)	B590 00/L0 (183)						
	For 2 washbasins 	B592 00/L0 (181)	B592 00/L0 (181)	B592 00/L0 (181)	B592 00/L0 (181)						
1600	Centrally positioned washbasin 	B594 00/L0 (178)	B594 00/L0 (178)	B594 00/L0 (178)	B594 00/L0 (178)		B736 00/L0 (175)	B746 00/L0 (208)	B762 00/L0 (212)	B687 00/L0 (197)	B687 00/L0 (197)
	Washbasin, left 	B596 00/L0 (179)	B596 00/L0 (179)	B596 00/L0 (179)	B596 00/L0 (179)			B748 00/L0 (209)	B764 00/L0 (213)	B689 00/L0 (198)	
	Washbasin, right 	B598 00/L0 (180)	B598 00/L0 (180)	B598 00/L0 (180)	B598 00/L0 (180)			B750 00/L0 (209)	B766 00/L0 (213)	B691 00/L0 (198)	
	For 2 washbasins 	B600 00/L0 (177)	B600 00/L0 (177)	B600 00/L0 (177)	B600 00/L0 (177)			B752 00/L0 (208)	B768 00/L0 (212)	B693 00/L0 (196)	

LEGATO

Combination options for Legato furniture with washbasins from different collections


























2 Legato vanity units, height 550 mm (with two drawers)

Width in mm			Loop & Friends							Memento		
												
			4168 1G/1H/1B/1L	5154 00/01	5151 10/11	5151 00/01	5144 00/01	5148 00/01	5149 00/01	5149 10/11	5133 AG	5133 CG
450	Centrally positioned washbasin						B566 00/L0 (189)	B566 00/L0 (189)	B566 00/L0 (189)			
600	Centrally positioned washbasin						B568 00/L0 (189)	B568 00/L0 (189)	B568 00/L0 (189)	B568 00/L0 (189)		
800	Centrally positioned washbasin			B570 00/L0 (188)	B570 00/L0 (188)	B570 00/L0 (188)	B570 00/L0 (188)	B570 00/L0 (188)	B570 00/L0 (188)	B570 00/L0 (188)		
1000	Centrally positioned washbasin			B572 00/L0 (186)	B572 00/L0 (186)	B572 00/L0 (186)	B572 00/L0 (186)	B572 00/L0 (186)	B572 00/L0 (186)	B572 00/L0 (186)		
	Washbasin, left						B574 00/L0 (187)	B574 00/L0 (187)	B574 00/L0 (187)	B574 00/L0 (187)		
	Washbasin, right						B576 00/L0 (187)	B576 00/L0 (187)	B576 00/L0 (187)	B576 00/L0 (187)		
1200	Centrally positioned washbasin		B683 00/L0 (200)	B578 00/L0 (184)	B578 00/L0 (184)	B578 00/L0 (184)	B578 00/L0 (184)	B578 00/L0 (184)	B578 00/L0 (184)	B578 00/L0 (184)	B610 00/L0 (194)	
	Washbasin, left						B580 00/L0 (184)	B580 00/L0 (184)	B580 00/L0 (184)	B580 00/L0 (184)		
	Washbasin, right						B582 00/L0 (185)	B582 00/L0 (185)	B582 00/L0 (185)	B582 00/L0 (185)		
	For 2 washbasins						B584 00/L0 (183)	B584 00/L0 (183)	B584 00/L0 (183)	B584 00/L0 (183)		
1400	Centrally positioned washbasin		B685 00/L0 (199)	B586 00/L0 (181)	B586 00/L0 (181)	B586 00/L0 (181)	B586 00/L0 (181)	B586 00/L0 (181)	B586 00/L0 (181)	B586 00/L0 (181)	B612 00/L0 (192)	B612 00/L0 (192)
	Washbasin, left			B588 00/L0 (182)	B588 00/L0 (182)	B588 00/L0 (182)	B588 00/L0 (182)	B588 00/L0 (182)	B588 00/L0 (182)	B588 00/L0 (182)		
	Washbasin, right			B590 00/L0 (183)	B590 00/L0 (183)	B590 00/L0 (183)	B590 00/L0 (183)	B590 00/L0 (183)	B590 00/L0 (183)	B590 00/L0 (183)		
	For 2 washbasins				B592 00/L0 (181)	B592 00/L0 (181)	B592 00/L0 (181)	B592 00/L0 (181)	B592 00/L0 (181)	B592 00/L0 (181)		
1600	Centrally positioned washbasin		B687 00/L0 (197)	B594 00/L0 (178)	B594 00/L0 (178)	B594 00/L0 (178)	B594 00/L0 (178)	B594 00/L0 (178)	B594 00/L0 (178)	B594 00/L0 (178)	B671 00/L0 (190)	B671 00/L0 (190)
	Washbasin, left			B596 00/L0 (179)	B596 00/L0 (179)	B596 00/L0 (179)	B596 00/L0 (179)	B596 00/L0 (179)	B596 00/L0 (179)	B596 00/L0 (179)		
	Washbasin, right			B598 00/L0 (180)	B598 00/L0 (180)	B598 00/L0 (180)	B598 00/L0 (180)	B598 00/L0 (180)	B598 00/L0 (180)	B598 00/L0 (180)		
	For 2 washbasins			B600 00/L0 (177)	B600 00/L0 (177)	B600 00/L0 (177)	B600 00/L0 (177)	B600 00/L0 (177)	B600 00/L0 (177)	B600 00/L0 (177)		

LEGATO

Combination options for Legato furniture with washbasins from different collections























2 Legato vanity units, height 550 mm (with two drawers)

Width in mm			Memento			Memento 2.0						
												
			5133 8G/8L	5133 6G/6L	5133 5G/5L	4A07 60/61	4A22 5G/5L/5F	4A22 6G/6L/6F	4A22 8G/8L/8F	4A22 1G/1H/1F/1K	4A22 CL/CH/CF/CG	
600	Centrally positioned washbasin											
800	Centrally positioned washbasin			B602 00/L0 (196)	B602 00/L0 (196)	B754 00/L0 (215)	B602 00/L0 (196)	B602 00/L0 (196)				
1000	Centrally positioned washbasin		B604 00/L0 (194)	B604 00/L0 (194)	B604 00/L0 (194)	B756 00/L0 (215)	B604 00/L0 (194)	B604 00/L0 (194)	B604 00/L0 (194)			
	Washbasin, left				B606 00/L0 (195)		B606 00/L0 (195)					
	Washbasin, right				B608 00/L0 (195)		B608 00/L0 (195)					
1200	Centrally positioned washbasin		B610 00/L0 (194)			B758 00/L0 (214)			B610 00/L0 (194)	B610 00/L0 (194)		
	Washbasin, left											
	Washbasin, right											
	For 2 washbasins											
1400	Centrally positioned washbasin		B612 00/L0 (192)			B760 00/L0 (214)			B612 00/L0 (192)	B612 00/L0 (192)	B612 00/L0 (192)	
	Washbasin, left				B614 00/L0 (193)		B614 00/L0 (193)					
	Washbasin, right				B616 00/L0 (193)		B616 00/L0 (193)					
	For 2 washbasins				B669 00/L0 (192)		B669 00/L0 (192)					
1600	Centrally positioned washbasin		B671 00/L0 (190)			B762 00/L0 (212)			B671 00/L0 (190)	B671 00/L0 (190)	B671 00/L0 (190)	
	Washbasin, left			B673 00/L0 (191)	B673 00/L0 (191)	B764 00/L0 (213)	B673 00/L0 (191)	B673 00/L0 (191)				
	Washbasin, right			B675 00/L0 (191)	B675 00/L0 (191)	B766 00/L0 (213)	B675 00/L0 (191)	B675 00/L0 (191)				
	For 2 washbasins			B677 00/L0 (190)	B677 00/L0 (190)	B768 00/L0 (212)	B677 00/L0 (190)	B677 00/L0 (190)				

LEGATO

Combination options for Legato furniture with washbasins from different collections

2 Legato vanity units, height 550 mm (with two drawers)

Width in mm		My Nature			Subway 2.0				Venticello	
										
		4110 45	4110 60	4110 80	7175 1G	7175 8G	7113 6G/6H/6J	7113 KG	4113 55	
600	Centrally positioned washbasin		B568 00/L0 (189)							
800	Centrally positioned washbasin		B570 00/L0 (188)	B570 00/L0 (188)				B679 00/L0 (202)	B679 00/L0 (202)	B703 00/L0 (207)
1000	Centrally positioned washbasin		B572 00/L0 (186)	B572 00/L0 (186)	B572 00/L0 (186)		B695 00/L0 (201)	B681 00/L0 (201)	B681 00/L0 (201)	B705 00/L0 (207)
	Washbasin, left		B574 00/L0 (187)							
	Washbasin, right		B576 00/L0 (187)							
1200	Centrally positioned washbasin		B578 00/L0 (184)	B578 00/L0 (184)	B578 00/L0 (184)	B697 00/L0 (200)	B697 00/L0 (200)	B683 00/L0 (200)	B683 00/L0 (200)	B707 00/L0 (206)
	Washbasin, left		B580 00/L0 (184)	B580 00/L0 (184)						
	Washbasin, right		B582 00/L0 (185)	B582 00/L0 (185)						
	For 2 washbasins		B584 00/L0 (183)							
1400	Centrally positioned washbasin		B586 00/L0 (181)	B586 00/L0 (181)	B586 00/L0 (181)	B699 00/L0 (199)	B699 00/L0 (199)	B685 00/L0 (199)	B685 00/L0 (199)	B709 00/L0 (205)
	Washbasin, left		B588 00/L0 (182)	B588 00/L0 (182)						B711 00/L0 (205)
	Washbasin, right		B590 00/L0 (183)	B590 00/L0 (183)						B713 00/L0 (206)
	For 2 washbasins		B592 00/L0 (181)							B715 00/L0 (204)
1600	Centrally positioned washbasin		B594 00/L0 (178)	B594 00/L0 (178)	B594 00/L0 (178)	B701 00/L0 (197)	B701 00/L0 (197)	B687 00/L0 (197)	B687 00/L0 (197)	B717 00/L0 (203)
	Washbasin, left		B596 00/L0 (179)	B596 00/L0 (179)	B596 00/L0 (179)			B689 00/L0 (198)	B689 00/L0 (198)	B719 00/L0 (203)
	Washbasin, right		B598 00/L0 (180)	B598 00/L0 (180)	B598 00/L0 (180)			B691 00/L0 (198)	B691 00/L0 (198)	B721 00/L0 (204)
	For 2 washbasins		B600 00/L0 (177)	B600 00/L0 (177)				B693 00/L0 (196)	B693 00/L0 (196)	B723 00/L0 (202)

LEGATO

€ excl. VAT





registered design

Produced to order (Please note that it is not always possible to cancel or change orders!), The washbasins are to be ordered separately.

- Front:**
 laminated MDF in DH, FP (19 mm)
 direct-laminated chipboard in E1, E8, FQ, MS, PN, VG, VH, VJ, VK (19 mm)
 painted MDF in PD (19 mm)
 horizontal grain in E1, E8, FQ, PN, VH, VJ
 matching interior colour for DH, FP
 interior colour to match décor for E8, FQ, MS, VG, VH, VJ, VK
 interior colour Anthracite for PD
- Body:**
 laminated MDF in DH, FP (19 mm)
 direct-laminated chipboard in E1, E8, FQ, MS, PN, VG, VH, VJ, VK (19 mm)
 painted MDF in PD (19 mm)
 horizontal grain in E1, E8, FQ, PN, VH, VJ
 matching interior colour for DH, FP
 interior colour to match décor for E8, FQ, MS, VG, VH, VJ, VK
 interior colour Anthracite for PD
- Washbasin countertop:**
 laminated chipboard, painted in DH, FP, PD (40 mm)
 laminated chipboard in E1, E8, FQ, MS, PN, VG, VH, VJ, VK (40 mm)
- Bevelled edge on washbasin countertop:**
 mineral material painted in DH, FP, PD
 mineral material in white (E8, MS), beige (PN, VJ, VK), grey (E1, FQ, VH) and creme (VG)
- Drawers:**
 slip-resistant base
 SoftClosing feature
- Doors:**
 SoftClosing feature
- Interior compartments :**
 adjustable glass partitions (8 mm)
 accessory boxes made of grey translucent plastic
- Lighting:**
 integrated LED lighting
 3 dimmer settings
 freely-adjustable light colour from DaylightWhite (6500 kelvin) to WarmWhite (2700 kelvin)
 sensor switch
 auto-on function – when switching on, the light intensity is always 100%, the colour temperature remains pre-set
 loose mains connection

Please note:

For further information such as tap fitting positions, installation and fastening dimensions etc. please see the technical drawings. The washbasin clippings shown are representative of all washbasin combination options.

	ACCESSORIES PACKAGE 1			
Equipped with	1x wide glass drawer divider 2x narrow glass drawer dividers 1x accessory box L			
	VANITY UNIT	VANITY UNIT	VANITY UNIT	VANITY UNIT
				
Article number	B735 00 XX	B735 L0 XX	B736 00 XX	B736 L0 XX
Dimensions (w x h x d)	1600 x 380 x 500 mm	1600 x 380 x 500 mm	1600 x 550 x 500 mm	1600 x 550 x 500 mm
Version	washbasin on the middle	washbasin on the middle	washbasin on the middle	washbasin on the middle
For combination with	Finion 4139 DC/DG/DK	Finion 4139 DC/DG/DK	Finion 4139 DC/DG/DK	Finion 4139 DC/DG/DK
Lighting	-	LED lighting Illuminant 1x LED / 34,1 W Energy efficiency class A-A++	-	LED lighting Illuminant 1x LED / 34,1 W Energy efficiency class A-A++
Equipped with	2x Accessories package 1 2x pull-out compartments with non-slip mat	2x Accessories package 1 2x pull-out compartments with non-slip mat	2x Accessories package 1 4x pull-out compartments with non-slip mat	2x Accessories package 1 4x pull-out compartments with non-slip mat
Note on standard	-	IP 44	-	IP 44
Installation	wall-mounted	wall-mounted	wall-mounted	wall-mounted
Scope of delivery	fastening set included	fastening set included	fastening set included	fastening set included
DH, E1, E8, FP, FQ, MS, PN, VG, VH, VJ, VK	2.572,-	2.841,-	2.989,-	3.241,-
PD	2.958,-	3.266,-	3.436,-	3.727,-





XX = Insert front and body colour
 DH = Glossy White, FP = Glossy Grey, MS = White Matt, PD = Black Matt
 Lacquer, VG = Truffle Grey, VK = Soft Grey, E1 = Santana Oak, E8 = White
 Wood, FQ = Oak Graphite, PN = Elm Impreso, VH = Arizona Oak, VJ =
 Nordic Oak





LEGATO

€ excl. VAT

registered design

Produced to order (Please note that it is not always possible to cancel or change orders!), The washbasins are to be ordered separately.

	VANITY UNIT	VANITY UNIT	VANITY UNIT	VANITY UNIT
				
Article number	B733 00 XX	B733 L0 XX	B734 00 XX	B734 L0 XX
Dimensions (w x h x d)	800 x 380 x 500 mm	800 x 380 x 500 mm	800 x 550 x 500 mm	800 x 550 x 500 mm
Version	washbasin on the middle	washbasin on the middle	washbasin on the middle	washbasin on the middle
For combination with	Finion 4364 4C/4L	Finion 4364 4C/4L	Finion 4364 4C/4L	Finion 4364 4C/4L
Lighting	-	LED lighting Illuminant 1x LED / 21,6 W Energy efficiency class A-A++	-	LED lighting Illuminant 1x LED / 21,6 W Energy efficiency class A-A++
Equipped with	1x Accessories package 1 1x pull-out compartment with non-slip mat	1x Accessories package 1 1x pull-out compartment with non-slip mat	1x Accessories package 1 2x pull-out compartments with non-slip mat	1x Accessories package 1 2x pull-out compartments with non-slip mat
Note on standard	-	IP 44	-	IP 44
Installation	wall-mounted	wall-mounted	wall-mounted	wall-mounted
Scope of delivery	fastening set included	fastening set included	fastening set included	fastening set included
DH, E1, E8, FP, FQ, MS, PN, VG, VH, VJ, VK	1.392,-	1.583,-	1.670,-	1.849,-
PD	1.601,-	1.819,-	1.919,-	2.125,-

	VANITY UNIT	VANITY UNIT	VANITY UNIT	VANITY UNIT
				
Article number	B731 00 XX	B731 L0 XX	B732 00 XX	B732 L0 XX
Dimensions (w x h x d)	600 x 380 x 500 mm	600 x 380 x 500 mm	600 x 550 x 500 mm	600 x 550 x 500 mm
Version	washbasin on the middle	washbasin on the middle	washbasin on the middle	washbasin on the middle
For combination with	Finion 4364 4C/4L	Finion 4364 4C/4L	Finion 4364 4C/4L	Finion 4364 4C/4L
Lighting	-	LED lighting Illuminant 1x LED / 18,5 W Energy efficiency class A-A++	-	LED lighting Illuminant 1x LED / 18,5 W Energy efficiency class A-A++
Equipped with	1x Accessories package 1 1x pull-out compartment with non-slip mat	1x Accessories package 1 1x pull-out compartment with non-slip mat	1x Accessories package 1 2x pull-out compartments with non-slip mat	1x Accessories package 1 2x pull-out compartments with non-slip mat
Note on standard	-	IP 44	-	IP 44
Installation	wall-mounted	wall-mounted	wall-mounted	wall-mounted
Scope of delivery	fastening set included	fastening set included	fastening set included	fastening set included
DH, E1, E8, FP, FQ, MS, PN, VG, VH, VJ, VK	1.253,-	1.423,-	1.530,-	1.688,-
PD	1.441,-	1.637,-	1.760,-	1.942,-

XX = Insert front and body colour





 DH = Glossy White, FP = Glossy Grey, MS = White Matt, PD = Black Matt
 Lacquer, VG = Truffle Grey, VK = Soft Grey, E1 = Santana Oak, E8 = White
 Wood, FQ = Oak Graphite, PN = Elm Impreso, VH = Arizona Oak, VJ =
 Nordic Oak

LEGATO

€ excl. VAT

registered design

Produced to order (Please note that it is not always possible to cancel or change orders!), The washbasins are to be ordered separately.

	VANITY UNIT	VANITY UNIT	VANITY UNIT	VANITY UNIT
				
Article number	B599 00 XX	B599 L0 XX	B600 00 XX	B600 L0 XX
Dimensions (w x h x d)	1600 x 380 x 500 mm	1600 x 380 x 500 mm	1600 x 550 x 500 mm	1600 x 550 x 500 mm
Version	for 2 washbasins	for 2 washbasins	for 2 washbasins	for 2 washbasins
For combination with	Architectura 4125 40/41, 4126 60/61, 4127 60/61 Artis 4179 43, 4198 61, 4172 58, 4178 41 Aveo New Generation 4132 60/61 Collaro 4A18 40, 4A21 38, 4A19 56, 4A20 56 Loop & Friends 5144 00/01, 5148 00/01, 5149 00/01/10/11, 5151 00/01/10/11, 5154 00/01 My Nature 4110 60/45	Architectura 4125 40/41, 4126 60/61, 4127 60/61 Artis 4179 43, 4198 61, 4172 58, 4178 41 Aveo New Generation 4132 60/61 Collaro 4A18 40, 4A21 38, 4A19 56, 4A20 56 Loop & Friends 5144 00/01, 5148 00/01, 5149 00/01/10/11, 5151 00/01/10/11, 5154 00/01 My Nature 4110 60/45	Architectura 4125 40/41, 4126 60/61, 4127 60/61 Artis 4179 43, 4198 61, 4172 58, 4178 41 Aveo New Generation 4132 60/61 Collaro 4A18 40, 4A21 38, 4A19 56, 4A20 56 Loop & Friends 5144 00/01, 5148 00/01, 5149 00/01/10/11, 5151 00/01/10/11, 5154 00/01 My Nature 4110 60/45	Architectura 4125 40/41, 4126 60/61, 4127 60/61 Artis 4179 43, 4198 61, 4172 58, 4178 41 Aveo New Generation 4132 60/61 Collaro 4A18 40, 4A21 38, 4A19 56, 4A20 56 Loop & Friends 5144 00/01, 5148 00/01, 5149 00/01/10/11, 5151 00/01/10/11, 5154 00/01 My Nature 4110 60/45
Lighting	-	LED lighting Illuminant 1x LED / 34,1 W Energy efficiency class A-A++	-	LED lighting Illuminant 1x LED / 34,1 W Energy efficiency class A-A++
Equipped with	2x Accessories package 1 2x pull-out compartments with non-slip mat	2x Accessories package 1 2x pull-out compartments with non-slip mat	2x Accessories package 1 4x pull-out compartments with non-slip mat	2x Accessories package 1 4x pull-out compartments with non-slip mat
Note on standard	-	IP 44	-	IP 44
Installation	wall-mounted	wall-mounted	wall-mounted	wall-mounted
Scope of delivery	fastening set included	fastening set included	fastening set included	fastening set included
DH, E1, E8, FP, FQ, MS, PN, VG, VH, VJ, VK	2.572,-	2.841,-	2.989,-	3.241,-
PD	2.958,-	3.266,-	3.436,-	3.727,-

XX = Insert front and body colour





 DH = Glossy White, FP = Glossy Grey, MS = White Matt, PD = Black Matt
 Lacquer, VG = Truffle Grey, VK = Soft Grey, E1 = Santana Oak, E8 = White
 Wood, FQ = Oak Graphite, PN = Elm Impreso, VH = Arizona Oak, VJ =
 Nordic Oak

LEGATO

€ excl. VAT

registered design

Produced to order (Please note that it is not always possible to cancel or change orders!), The washbasins are to be ordered separately.

	VANITY UNIT	VANITY UNIT	VANITY UNIT	VANITY UNIT
				
Article number	B593 00 XX	B593 L0 XX	B594 00 XX	B594 L0 XX
Dimensions (w x h x d)	1600 x 380 x 500 mm	1600 x 380 x 500 mm	1600 x 550 x 500 mm	1600 x 550 x 500 mm
Version	washbasin on the middle	washbasin on the middle	washbasin on the middle	washbasin on the middle
For combination with	Architectura 4125 40/41, 4126 60/61, 4127 60/61 Artis 4179 43, 4198 61, 4172 58, 4178 41 Aveo New Generation 4132 60/61 Collaro 4A18 40, 4A21 38, 4A19 56, 4A20 56 Loop & Friends 5144 00/01, 5148 00/01, 5149 00/01/10/11, 5151 00/01/10/11, 5154 00/01 My Nature 4110 80/60/45	Architectura 4125 40/41, 4126 60/61, 4127 60/61 Artis 4179 43, 4198 61, 4172 58, 4178 41 Aveo New Generation 4132 60/61 Collaro 4A18 40, 4A21 38, 4A19 56, 4A20 56 Loop & Friends 5144 00/01, 5148 00/01, 5149 00/01/10/11, 5151 00/01/10/11, 5154 00/01 My Nature 4110 80/60/45	Architectura 4125 40/41, 4126 60/61, 4127 60/61 Artis 4179 43, 4198 61, 4172 58, 4178 41 Aveo New Generation 4132 60/61 Collaro 4A18 40, 4A21 38, 4A19 56, 4A20 56 Loop & Friends 5144 00/01, 5148 00/01, 5149 00/01/10/11, 5151 00/01/10/11, 5154 00/01 My Nature 4110 80/60/45	Architectura 4125 40/41, 4126 60/61, 4127 60/61 Artis 4179 43, 4198 61, 4172 58, 4178 41 Aveo New Generation 4132 60/61 Collaro 4A18 40, 4A21 38, 4A19 56, 4A20 56 Loop & Friends 5144 00/01, 5148 00/01, 5149 00/01/10/11, 5151 00/01/10/11, 5154 00/01 My Nature 4110 80/60/45
Lighting	-	LED lighting Illuminant 1x LED / 34,1 W Energy efficiency class A-A++	-	LED lighting Illuminant 1x LED / 34,1 W Energy efficiency class A-A++
Equipped with	2x Accessories package 1 3x pull-out compartments with non-slip mat	2x Accessories package 1 3x pull-out compartments with non-slip mat	2x Accessories package 1 5x pull-out compartments with non-slip mat	2x Accessories package 1 5x pull-out compartments with non-slip mat
Note on standard	-	IP 44	-	IP 44
Installation	wall-mounted	wall-mounted	wall-mounted	wall-mounted
Scope of delivery	fastening set included	fastening set included	fastening set included	fastening set included
DH, E1, E8, FP, FQ, MS, PN, VG, VH, VJ, VK	2.620,-	2.898,-	3.037,-	3.295,-
PD	3.013,-	3.332,-	3.493,-	3.790,-

XX = Insert front and body colour



 DH = Glossy White, FP = Glossy Grey, MS = White Matt, PD = Black Matt
 Lacquer, VG = Truffle Grey, VK = Soft Grey, E1 = Santana Oak, E8 = White
 Wood, FQ = Oak Graphite, PN = Elm Impreso, VH = Arizona Oak, VJ =
 Nordic Oak

LEGATO

€ excl. VAT

registered design

Produced to order (Please note that it is not always possible to cancel or change orders!), The washbasins are to be ordered separately.

	VANITY UNIT	VANITY UNIT	VANITY UNIT	VANITY UNIT
				
Article number	B595 00 XX	B595 L0 XX	B596 00 XX	B596 L0 XX
Dimensions (w x h x d)	1600 x 380 x 500 mm	1600 x 380 x 500 mm	1600 x 550 x 500 mm	1600 x 550 x 500 mm
Version	washbasin on left	washbasin on left	washbasin on left	washbasin on left
For combination with	Architectura 4125 40/41, 4126 60/61, 4127 60/61 Artis 4179 43, 4198 61, 4172 58, 4178 41 Aveo New Generation 4132 60/61 Collaro 4A18 40, 4A21 38, 4A19 56, 4A20 56 Loop & Friends 5144 00/01, 5148 00/01, 5149 00/01/10/11, 5151 00/01/10/11, 5154 00/01 My Nature 4110 80/60/45	Architectura 4125 40/41, 4126 60/61, 4127 60/61 Artis 4179 43, 4198 61, 4172 58, 4178 41 Aveo New Generation 4132 60/61 Collaro 4A18 40, 4A21 38, 4A19 56, 4A20 56 Loop & Friends 5144 00/01, 5148 00/01, 5149 00/01/10/11, 5151 00/01/10/11, 5154 00/01 My Nature 4110 80/60/45	Architectura 4125 40/41, 4126 60/61, 4127 60/61 Artis 4179 43, 4198 61, 4172 58, 4178 41 Aveo New Generation 4132 60/61 Collaro 4A18 40, 4A21 38, 4A19 56, 4A20 56 Loop & Friends 5144 00/01, 5148 00/01, 5149 00/01/10/11, 5151 00/01/10/11, 5154 00/01 My Nature 4110 80/60/45	Architectura 4125 40/41, 4126 60/61, 4127 60/61 Artis 4179 43, 4198 61, 4172 58, 4178 41 Aveo New Generation 4132 60/61 Collaro 4A18 40, 4A21 38, 4A19 56, 4A20 56 Loop & Friends 5144 00/01, 5148 00/01, 5149 00/01/10/11, 5151 00/01/10/11, 5154 00/01 My Nature 4110 80/60/45
Lighting	-	LED lighting Illuminant 1x LED / 34,1 W Energy efficiency class A-A++	-	LED lighting Illuminant 1x LED / 34,1 W Energy efficiency class A-A++
Equipped with	2x Accessories package 1 2x pull-out compartments with non-slip mat	2x Accessories package 1 2x pull-out compartments with non-slip mat	2x Accessories package 1 4x pull-out compartments with non-slip mat	2x Accessories package 1 4x pull-out compartments with non-slip mat
Note on standard	-	IP 44	-	IP 44
Installation	wall-mounted	wall-mounted	wall-mounted	wall-mounted
Scope of delivery	fastening set included	fastening set included	fastening set included	fastening set included
DH, E1, E8, FP, FQ, MS, PN, VG, VH, VJ, VK	2.501,-	2.773,-	2.918,-	3.173,-
PD	2.878,-	3.189,-	3.357,-	3.649,-

XX = Insert front and body colour





 DH = Glossy White, FP = Glossy Grey, MS = White Matt, PD = Black Matt
 Lacquer, VG = Truffle Grey, VK = Soft Grey, E1 = Santana Oak, E8 = White
 Wood, FQ = Oak Graphite, PN = Elm Impreso, VH = Arizona Oak, VJ =
 Nordic Oak

LEGATO

€ excl. VAT

registered design

Produced to order (Please note that it is not always possible to cancel or change orders!), The washbasins are to be ordered separately.

	VANITY UNIT	VANITY UNIT	VANITY UNIT	VANITY UNIT
				
Article number	B597 00 XX	B597 L0 XX	B598 00 XX	B598 L0 XX
Dimensions (w x h x d)	1600 x 380 x 500 mm	1600 x 380 x 500 mm	1600 x 550 x 500 mm	1600 x 550 x 500 mm
Version	washbasin on right	washbasin on right	washbasin on right	washbasin on right
For combination with	Architectura 4125 40/41, 4126 60/61, 4127 60/61 Artis 4179 43, 4198 61, 4172 58, 4178 41 Aveo New Generation 4132 60/61 Collaro 4A18 40, 4A21 38, 4A19 56, 4A20 56 Loop & Friends 5144 00/01, 5148 00/01, 5149 00/01/10/11, 5151 00/01/10/11, 5154 00/01 My Nature 4110 80/60/45	Architectura 4125 40/41, 4126 60/61, 4127 60/61 Artis 4179 43, 4198 61, 4172 58, 4178 41 Aveo New Generation 4132 60/61 Collaro 4A18 40, 4A21 38, 4A19 56, 4A20 56 Loop & Friends 5144 00/01, 5148 00/01, 5149 00/01/10/11, 5151 00/01/10/11, 5154 00/01 My Nature 4110 80/60/45	Architectura 4125 40/41, 4126 60/61, 4127 60/61 Artis 4179 43, 4198 61, 4172 58, 4178 41 Aveo New Generation 4132 60/61 Collaro 4A18 40, 4A21 38, 4A19 56, 4A20 56 Loop & Friends 5144 00/01, 5148 00/01, 5149 00/01/10/11, 5151 00/01/10/11, 5154 00/01 My Nature 4110 80/60/45	Architectura 4125 40/41, 4126 60/61, 4127 60/61 Artis 4179 43, 4198 61, 4172 58, 4178 41 Aveo New Generation 4132 60/61 Collaro 4A18 40, 4A21 38, 4A19 56, 4A20 56 Loop & Friends 5144 00/01, 5148 00/01, 5149 00/01/10/11, 5151 00/01/10/11, 5154 00/01 My Nature 4110 80/60/45
Lighting	-	LED lighting Illuminant 1x LED / 34,1 W Energy efficiency class A-A++	-	LED lighting Illuminant 1x LED / 34,1 W Energy efficiency class A-A++
Equipped with	2x Accessories package 1 2x pull-out compartments with non-slip mat	2x Accessories package 1 2x pull-out compartments with non-slip mat	2x Accessories package 1 4x pull-out compartments with non-slip mat	2x Accessories package 1 4x pull-out compartments with non-slip mat
Note on standard	-	IP 44	-	IP 44
Installation	wall-mounted	wall-mounted	wall-mounted	wall-mounted
Scope of delivery	fastening set included	fastening set included	fastening set included	fastening set included
DH, E1, E8, FP, FQ, MS, PN, VG, VH, VJ, VK	2.501,-	2.773,-	2.918,-	3.173,-
PD	2.878,-	3.189,-	3.357,-	3.649,-

XX = Insert front and body colour









 DH = Glossy White, FP = Glossy Grey, MS = White Matt, PD = Black Matt
 Lacquer, VG = Truffle Grey, VK = Soft Grey, E1 = Santana Oak, E8 = White
 Wood, FQ = Oak Graphite, PN = Elm Impreso, VH = Arizona Oak, VJ =
 Nordic Oak

LEGATO

€ excl. VAT

registered design

Produced to order (Please note that it is not always possible to cancel or change orders!), The washbasins are to be ordered separately.

	VANITY UNIT	VANITY UNIT	VANITY UNIT	VANITY UNIT
				
Article number	B591 00 XX	B591 L0 XX	B592 00 XX	B592 L0 XX
Dimensions (w x h x d)	1400 x 380 x 500 mm	1400 x 380 x 500 mm	1400 x 550 x 500 mm	1400 x 550 x 500 mm
Version	for 2 washbasins	for 2 washbasins	for 2 washbasins	for 2 washbasins
For combination with	Architectura 4125 40/41 Artis 4179 43, 4178 41 Collaro 4A18 40, 4A21 38, 4A19 56, 4A20 56 Loop & Friends 5144 00/01, 5148 00/01, 5149 00/01/10/11, 5151 00/01 My Nature 4110 45	Architectura 4125 40/41 Artis 4179 43, 4178 41 Collaro 4A18 40, 4A21 38, 4A19 56, 4A20 56 Loop & Friends 5144 00/01, 5148 00/01, 5149 00/01/10/11, 5151 00/01 My Nature 4110 45	Architectura 4125 40/41 Artis 4179 43, 4178 41 Collaro 4A18 40, 4A21 38, 4A19 56, 4A20 56 Loop & Friends 5144 00/01, 5148 00/01, 5149 00/01/10/11, 5151 00/01 My Nature 4110 45	Architectura 4125 40/41 Artis 4179 43, 4178 41 Collaro 4A18 40, 4A21 38, 4A19 56, 4A20 56 Loop & Friends 5144 00/01, 5148 00/01, 5149 00/01/10/11, 5151 00/01 My Nature 4110 45
Lighting	-	LED lighting Illuminant 1x LED / 31 W Energy efficiency class A-A++	-	LED lighting Illuminant 1x LED / 31 W Energy efficiency class A-A++
Equipped with	2x Accessories package 1 2x pull-out compartments with non-slip mat	2x Accessories package 1 2x pull-out compartments with non-slip mat	2x Accessories package 1 4x pull-out compartments with non-slip mat	2x Accessories package 1 4x pull-out compartments with non-slip mat
Note on standard	-	IP 44	-	IP 44
Installation	wall-mounted	wall-mounted	wall-mounted	wall-mounted
Scope of delivery	fastening set included	fastening set included	fastening set included	fastening set included
DH, E1, E8, FP, FQ, MS, PN, VG, VH, VJ, VK	2.294,-	2.550,-	2.711,-	2.948,-
PD	2.639,-	2.932,-	3.115,-	3.390,-
	VANITY UNIT	VANITY UNIT	VANITY UNIT	VANITY UNIT
				
Article number	B585 00 XX	B585 L0 XX	B586 00 XX	B586 L0 XX
Dimensions (w x h x d)	1400 x 380 x 500 mm	1400 x 380 x 500 mm	1400 x 550 x 500 mm	1400 x 550 x 500 mm
Version	washbasin on the middle	washbasin on the middle	washbasin on the middle	washbasin on the middle
For combination with	Architectura 4125 40/41, 4126 60/61, 4127 60/61 Artis 4179 43, 4198 61, 4172 58, 4178 41 Aveo New Generation 4132 60/61 Collaro 4A18 40, 4A21 38, 4A19 56, 4A20 56 Loop & Friends 5144 00/01, 5148 00/01, 5149 00/01/10/11, 5151 00/01/10/11, 5154 00/01 My Nature 4110 80/60/45	Architectura 4125 40/41, 4126 60/61, 4127 60/61 Artis 4179 43, 4198 61, 4172 58, 4178 41 Aveo New Generation 4132 60/61 Collaro 4A18 40, 4A21 38, 4A19 56, 4A20 56 Loop & Friends 5144 00/01, 5148 00/01, 5149 00/01/10/11, 5151 00/01/10/11, 5154 00/01 My Nature 4110 80/60/45	Architectura 4125 40/41, 4126 60/61, 4127 60/61 Artis 4179 43, 4198 61, 4172 58, 4178 41 Aveo New Generation 4132 60/61 Collaro 4A18 40, 4A21 38, 4A19 56, 4A20 56 Loop & Friends 5144 00/01, 5148 00/01, 5149 00/01/10/11, 5151 00/01/10/11, 5154 00/01 My Nature 4110 80/60/45	Architectura 4125 40/41, 4126 60/61, 4127 60/61 Artis 4179 43, 4198 61, 4172 58, 4178 41 Aveo New Generation 4132 60/61 Collaro 4A18 40, 4A21 38, 4A19 56, 4A20 56 Loop & Friends 5144 00/01, 5148 00/01, 5149 00/01/10/11, 5151 00/01/10/11, 5154 00/01 My Nature 4110 80/60/45
Lighting	-	LED lighting Illuminant 1x LED / 31 W Energy efficiency class A-A++	-	LED lighting Illuminant 1x LED / 31 W Energy efficiency class A-A++
Equipped with	2x Accessories package 1 3x pull-out compartments with non-slip mat	2x Accessories package 1 3x pull-out compartments with non-slip mat	2x Accessories package 1 5x pull-out compartments with non-slip mat	2x Accessories package 1 5x pull-out compartments with non-slip mat
Note on standard	-	IP 44	-	IP 44
Installation	wall-mounted	wall-mounted	wall-mounted	wall-mounted
Scope of delivery	fastening set included	fastening set included	fastening set included	fastening set included
DH, E1, E8, FP, FQ, MS, PN, VG, VH, VJ, VK	2.342,-	2.604,-	2.759,-	3.004,-
PD	2.692,-	2.996,-	3.173,-	3.456,-

XX = Insert front and body colour



 DH = Glossy White, FP = Glossy Grey, MS = White Matt, PD = Black Matt
 Lacquer, VG = Truffle Grey, VK = Soft Grey, E1 = Santana Oak, E8 = White
 Wood, FQ = Oak Graphite, PN = Elm Impreso, VH = Arizona Oak, VJ =
 Nordic Oak

LEGATO

€ excl. VAT

registered design

Produced to order (Please note that it is not always possible to cancel or change orders!), The washbasins are to be ordered separately.

	VANITY UNIT	VANITY UNIT	VANITY UNIT	VANITY UNIT
				
Article number	B587 00 XX	B587 L0 XX	B588 00 XX	B588 L0 XX
Dimensions (w x h x d)	1400 x 380 x 500 mm	1400 x 380 x 500 mm	1400 x 550 x 500 mm	1400 x 550 x 500 mm
Version	washbasin on left	washbasin on left	washbasin on left	washbasin on left
For combination with	Architectura 4125 40/41 Artis 4179 43, 4198 61, 4172 58, 4178 41 Aveo New Generation 4132 60/61 Collaro 4A18 40, 4A21 38, 4A19 56, 4A20 56 Loop & Friends 5144 00/01, 5148 00/01, 5149 00/01/10/11, 5151 00/01/10/11, 5154 00/01 My Nature 4110 60/45	Architectura 4125 40/41 Artis 4179 43, 4198 61, 4172 58, 4178 41 Aveo New Generation 4132 60/61 Collaro 4A18 40, 4A21 38, 4A19 56, 4A20 56 Loop & Friends 5144 00/01, 5148 00/01, 5149 00/01/10/11, 5151 00/01/10/11, 5154 00/01 My Nature 4110 60/45	Architectura 4125 40/41 Artis 4179 43, 4198 61, 4172 58, 4178 41 Aveo New Generation 4132 60/61 Collaro 4A18 40, 4A21 38, 4A19 56, 4A20 56 Loop & Friends 5144 00/01, 5148 00/01, 5149 00/01/10/11, 5151 00/01/10/11, 5154 00/01 My Nature 4110 60/45	Architectura 4125 40/41 Artis 4179 43, 4198 61, 4172 58, 4178 41 Aveo New Generation 4132 60/61 Collaro 4A18 40, 4A21 38, 4A19 56, 4A20 56 Loop & Friends 5144 00/01, 5148 00/01, 5149 00/01/10/11, 5151 00/01/10/11, 5154 00/01 My Nature 4110 60/45
Lighting	-	LED lighting Illuminant 1x LED / 31 W Energy efficiency class A-A++	-	LED lighting Illuminant 1x LED / 27,9 W Energy efficiency class A-A++
Equipped with	2x Accessories package 1 2x pull-out compartments with non-slip mat	2x Accessories package 1 2x pull-out compartments with non-slip mat	2x Accessories package 1 4x pull-out compartments with non-slip mat	2x Accessories package 1 4x pull-out compartments with non-slip mat
Note on standard	-	IP 44	-	IP 44
Installation	wall-mounted	wall-mounted	wall-mounted	wall-mounted
Scope of delivery	fastening set included	fastening set included	fastening set included	fastening set included
DH, E1, E8, FP, FQ, MS, PN, VG, VH, VJ, VK	2.224,-	2.483,-	2.641,-	2.882,-
PD	2.557,-	2.855,-	3.037,-	3.315,-

XX = Insert front and body colour





 DH = Glossy White, FP = Glossy Grey, MS = White Matt, PD = Black Matt
 Lacquer, VG = Truffle Grey, VK = Soft Grey, E1 = Santana Oak, E8 = White
 Wood, FQ = Oak Graphite, PN = Elm Impreso, VH = Arizona Oak, VJ =
 Nordic Oak





LEGATO

€ excl. VAT

registered design

Produced to order (Please note that it is not always possible to cancel or change orders!), The washbasins are to be ordered separately.

	VANITY UNIT	VANITY UNIT	VANITY UNIT	VANITY UNIT
				
Article number	B589 00 XX	B589 L0 XX	B590 00 XX	B590 L0 XX
Dimensions (w x h x d)	1400 x 380 x 500 mm	1400 x 380 x 500 mm	1400 x 550 x 500 mm	1400 x 550 x 500 mm
Version	washbasin on right	washbasin on right	washbasin on right	washbasin on right
For combination with	Architectura 4125 40/41 Artis 4179 43, 4198 61, 4172 58, 4178 41 Aveo New Generation 4132 60/61 Collaro 4A18 40, 4A21 38, 4A19 56, 4A20 56 Loop & Friends 5144 00/01, 5148 00/01, 5149 00/01/10/11, 5151 00/01/10/11, 5154 00/01 My Nature 4110 60/45	Architectura 4125 40/41 Artis 4179 43, 4198 61, 4172 58, 4178 41 Aveo New Generation 4132 60/61 Collaro 4A18 40, 4A21 38, 4A19 56, 4A20 56 Loop & Friends 5144 00/01, 5148 00/01, 5149 00/01/10/11, 5151 00/01/10/11, 5154 00/01 My Nature 4110 60/45	Architectura 4125 40/41 Artis 4179 43, 4198 61, 4172 58, 4178 41 Aveo New Generation 4132 60/61 Collaro 4A18 40, 4A21 38, 4A19 56, 4A20 56 Loop & Friends 5144 00/01, 5148 00/01, 5149 00/01/10/11, 5151 00/01/10/11, 5154 00/01 My Nature 4110 60/45	Architectura 4125 40/41 Artis 4179 43, 4198 61, 4172 58, 4178 41 Aveo New Generation 4132 60/61 Collaro 4A18 40, 4A21 38, 4A19 56, 4A20 56 Loop & Friends 5144 00/01, 5148 00/01, 5149 00/01/10/11, 5151 00/01/10/11, 5154 00/01 My Nature 4110 60/45
Lighting	-	LED lighting Illuminant 1x LED / 31 W Energy efficiency class A-A++	-	LED lighting Illuminant 1x LED / 31 W Energy efficiency class A-A++
Equipped with	2x Accessories package 1 2x pull-out compartments with non-slip mat	2x Accessories package 1 2x pull-out compartments with non-slip mat	2x Accessories package 1 4x pull-out compartments with non-slip mat	2x Accessories package 1 4x pull-out compartments with non-slip mat
Note on standard	-	IP 44	-	IP 44
Installation	wall-mounted	wall-mounted	wall-mounted	wall-mounted
Scope of delivery	fastening set included	fastening set included	fastening set included	fastening set included
DH, E1, E8, FP, FQ, MS, PN, VG, VH, VJ, VK	2.224,-	2.483,-	2.641,-	2.882,-
PD	2.557,-	2.855,-	3.037,-	3.315,-

	VANITY UNIT	VANITY UNIT	VANITY UNIT	VANITY UNIT
				
Article number	B583 00 XX	B583 L0 XX	B584 00 XX	B584 L0 XX
Dimensions (w x h x d)	1200 x 380 x 500 mm	1200 x 380 x 500 mm	1200 x 550 x 500 mm	1200 x 550 x 500 mm
Version	for 2 washbasins	for 2 washbasins	for 2 washbasins	for 2 washbasins
For combination with	Architectura 4125 40/41 Artis 4179 43, 4178 41 Collaro 4A18 40, 4A21 38, 4A19 56, 4A20 56 My Nature 4110 45 Loop & Friends 5144 00/01, 5148 00/01, 5149 00/01/10/11	Architectura 4125 40/41 Artis 4179 43, 4178 41 Collaro 4A18 40, 4A21 38, 4A19 56, 4A20 56 Loop & Friends 5144 00/01, 5148 00/01, 5149 00/01/10/11 My Nature 4110 45	Architectura 4125 40/41 Artis 4179 43, 4178 41 Collaro 4A18 40, 4A21 38, 4A19 56, 4A20 56 Loop & Friends 5144 00/01, 5148 00/01, 5149 00/01/10/11 My Nature 4110 45	Architectura 4125 40/41 Artis 4179 43, 4178 41 Loop & Friends 5144 00/01, 5148 00/01, 5149 00/01/10/11 Collaro 4A18 40, 4A21 38, 4A19 56, 4A20 56 My Nature 4110 45
Lighting	-	LED lighting Illuminant 1x LED / 27,9 W Energy efficiency class A-A++	-	LED lighting Illuminant 1x LED / 27,9 W Energy efficiency class A-A++
Equipped with	2x Accessories package 1 2x pull-out compartments with non-slip mat	2x Accessories package 1 2x pull-out compartments with non-slip mat	2x Accessories package 1 4x pull-out compartments with non-slip mat	2x Accessories package 1 4x pull-out compartments with non-slip mat
Note on standard	-	IP 44	-	IP 44
Installation	wall-mounted	wall-mounted	wall-mounted	wall-mounted
Scope of delivery	fastening set included	fastening set included	fastening set included	fastening set included
DH, E1, E8, FP, FQ, MS, PN, VG, VH, VJ, VK	2.016,-	2.245,-	2.363,-	2.576,-
PD	2.318,-	2.582,-	2.718,-	2.963,-

XX = Insert front and body colour

DH = Glossy White, FP = Glossy Grey, MS = White Matt, PD = Black Matt
Lacquer, VG = Truffle Grey, VK = Soft Grey, E1 = Santana Oak, E8 = White
Wood, FQ = Oak Graphite, PN = Elm Impresso, VH = Arizona Oak, VJ =
Nordic Oak





LEGATO

LEGATO

€ excl. VAT

registered design

Produced to order (Please note that it is not always possible to cancel or change orders!), The washbasins are to be ordered separately.

	VANITY UNIT	VANITY UNIT	VANITY UNIT	VANITY UNIT
				
Article number	B577 00 XX	B577 L0 XX	B578 00 XX	B578 L0 XX
Dimensions (w x h x d)	1200 x 380 x 500 mm	1200 x 380 x 500 mm	1200 x 550 x 500 mm	1200 x 550 x 500 mm
Version	washbasin on the middle	washbasin on the middle	washbasin on the middle	washbasin on the middle
For combination with	Architectura 4125 40/41, 4126 60/61, 4127 60/61 Artis 4179 43, 4198 61, 4172 58, 4178 41 Aveo New Generation 4132 60/61 Collaro 4A18 40, 4A21 38, 4A19 56, 4A20 56 My Nature 4110 80/60/45 Loop & Friends 5144 00/01, 5148 00/01, 5149 00/01/10/11, 5151 00/01, 5149 00/01/10/11, 5151 00/01/10/11, 5154 00/01	Architectura 4125 40/41, 4126 60/61, 4127 60/61 Artis 4179 43, 4198 61, 4172 58, 4178 41 Aveo New Generation 4132 60/61 Collaro 4A18 40, 4A21 38, 4A19 56, 4A20 56 Loop & Friends 5144 00/01, 5148 00/01, 5149 00/01/10/11, 5151 00/01/10/11, 5154 00/01 My Nature 4110 80/60/45	Architectura 4125 40/41, 4126 60/61, 4127 60/61 Artis 4179 43, 4198 61, 4172 58, 4178 41 Aveo New Generation 4132 60/61 Collaro 4A18 40, 4A21 38, 4A19 56, 4A20 56 Loop & Friends 5144 00/01, 5148 00/01, 5149 00/01/10/11, 5151 00/01/10/11, 5154 00/01 My Nature 4110 80/60/45	Architectura 4125 40/41, 4126 60/61, 4127 60/61 Artis 4179 43, 4198 61, 4172 58, 4178 41 Aveo New Generation 4132 60/61 Collaro 4A18 40, 4A21 38, 4A19 56, 4A20 56 Loop & Friends 5144 00/01, 5148 00/01, 5149 00/01/10/11, 5151 00/01, 5149 00/01/10/11, 5151 00/01/10/11, 5154 00/01 My Nature 4110 80/60/45
Lighting	-	LED lighting Illuminant 1x LED / 27,9 W Energy efficiency class A-A++	-	LED lighting Illuminant 1x LED / 27,9 W Energy efficiency class A-A++
Equipped with	1x Accessories package 1 3x pull-out compartments with non-slip mat	1x Accessories package 1 3x pull-out compartments with non-slip mat	1x Accessories package 1 5x pull-out compartments with non-slip mat	1x Accessories package 1 5x pull-out compartments with non-slip mat
Note on standard	-	IP 44	-	IP 44
Installation	wall-mounted	wall-mounted	wall-mounted	wall-mounted
Scope of delivery	fastening set included	fastening set included	fastening set included	fastening set included
DH, E1, E8, FP, FQ, MS, PN, VG, VH, VJ, VK	2.067,-	2.302,-	2.411,-	2.634,-
PD	2.375,-	2.647,-	2.773,-	3.030,-
	VANITY UNIT	VANITY UNIT	VANITY UNIT	VANITY UNIT
				
Article number	B579 00 XX	B579 L0 XX	B580 00 XX	B580 L0 XX
Dimensions (w x h x d)	1200 x 380 x 500 mm	1200 x 380 x 500 mm	1200 x 550 x 500 mm	1200 x 550 x 500 mm
Version	washbasin on left	washbasin on left	washbasin on left	washbasin on left
For combination with	Architectura 4125 40/41 Artis 4179 43, 4178 41 Collaro 4A18 40, 4A21 38, 4A19 56, 4A20 56 Loop & Friends 5144 00/01, 5148 00/01, 5149 00/01/10/11 My Nature 4110 60/45	Architectura 4125 40/41 Artis 4179 43, 4178 41 Collaro 4A18 40, 4A21 38, 4A19 56, 4A20 56 Loop & Friends 5144 00/01, 5148 00/01, 5149 00/01/10/11 My Nature 4110 60/45	Architectura 4125 40/41 Artis 4179 43, 4178 41 Collaro 4A18 40, 4A21 38, 4A19 56, 4A20 56 Loop & Friends 5144 00/01, 5148 00/01, 5149 00/01/10/11 My Nature 4110 60/45	Architectura 4125 40/41 Artis 4179 43, 4178 41 Collaro 4A18 40, 4A21 38, 4A19 56, 4A20 56 Loop & Friends 5144 00/01, 5148 00/01, 5149 00/01/10/11 My Nature 4110 60/45
Lighting	-	LED lighting Illuminant 1x LED / 27,9 W Energy efficiency class A-A++	-	LED lighting Illuminant 1x LED / 27,9 W Energy efficiency class A-A++
Equipped with	2x Accessories package 1 2x pull-out compartments with non-slip mat	2x Accessories package 1 2x pull-out compartments with non-slip mat	2x Accessories package 1 4x pull-out compartments with non-slip mat	2x Accessories package 1 4x pull-out compartments with non-slip mat
Note on standard	-	IP 44	-	IP 44
Installation	wall-mounted	wall-mounted	wall-mounted	wall-mounted
Scope of delivery	fastening set included	fastening set included	fastening set included	fastening set included
DH, E1, E8, FP, FQ, MS, PN, VG, VH, VJ, VK	1.947,-	2.178,-	2.294,-	2.511,-
PD	2.240,-	2.505,-	2.639,-	2.887,-





XX = Insert front and body colour
 DH = Glossy White, FP = Glossy Grey, MS = White Matt, PD = Black Matt
 Lacquer, VG = Truffle Grey, VK = Soft Grey, E1 = Santana Oak, E8 = White
 Wood, FQ = Oak Graphite, PN = Elm Impresso, VH = Arizona Oak, VJ =
 Nordic Oak

LEGATO

€ excl. VAT

registered design

Produced to order (Please note that it is not always possible to cancel or change orders!), The washbasins are to be ordered separately.

	VANITY UNIT	VANITY UNIT	VANITY UNIT	VANITY UNIT
				
Article number	B581 00 XX	B581 L0 XX	B582 00 XX	B582 L0 XX
Dimensions (w x h x d)	1200 x 380 x 500 mm	1200 x 380 x 500 mm	1200 x 550 x 500 mm	1200 x 550 x 500 mm
Version	washbasin on right	washbasin on right	washbasin on right	washbasin on right
For combination with	Architectura 4125 40/41 Artis 4179 43, 4178 41 Collaro 4A18 40, 4A21 38, 4A19 56, 4A20 56 Loop & Friends 5144 00/01, 5148 00/01, 5149 00/01/10/11 My Nature 4110 60/45	Architectura 4125 40/41 Artis 4179 43, 4178 41 Collaro 4A18 40, 4A21 38, 4A19 56, 4A20 56 Loop & Friends 5144 00/01, 5148 00/01, 5149 00/01/10/11 My Nature 4110 60/45	Architectura 4125 40/41 Artis 4179 43, 4178 41 Collaro 4A18 40, 4A21 38, 4A19 56, 4A20 56 Loop & Friends 5144 00/01, 5148 00/01, 5149 00/01/10/11 My Nature 4110 60/45	Architectura 4125 40/41 Artis 4179 43, 4178 41 Collaro 4A18 40, 4A21 38, 4A19 56, 4A20 56 Loop & Friends 5144 00/01, 5148 00/01, 5149 00/01/10/11 My Nature 4110 60/45
Lighting	-	LED lighting Illuminant 1x LED / 27,9 W Energy efficiency class A-A++	-	LED lighting Illuminant 1x LED / 27,9 W Energy efficiency class A-A++
Equipped with	2x Accessories package 1 2x pull-out compartments with non-slip mat	2x Accessories package 1 2x pull-out compartments with non-slip mat	2x Accessories package 1 4x pull-out compartments with non-slip mat	2x Accessories package 1 4x pull-out compartments with non-slip mat
Note on standard	-	IP 44	-	IP 44
Installation	wall-mounted	wall-mounted	wall-mounted	wall-mounted
Scope of delivery	fastening set included	fastening set included	fastening set included	fastening set included
DH, E1, E8, FP, FQ, MS, PN, VG, VH, VJ, VK	1.947,-	2.178,-	2.294,-	2.511,-
PD	2.240,-	2.505,-	2.639,-	2.887,-

XX = Insert front and body colour





 DH = Glossy White, FP = Glossy Grey, MS = White Matt, PD = Black Matt
 Lacquer, VG = Truffle Grey, VK = Soft Grey, E1 = Santana Oak, E8 = White
 Wood, FQ = Oak Graphite, PN = Elm Impreso, VH = Arizona Oak, VJ =
 Nordic Oak

LEGATO

€ excl. VAT

registered design

Produced to order (Please note that it is not always possible to cancel or change orders!), The washbasins are to be ordered separately.

	VANITY UNIT	VANITY UNIT	VANITY UNIT	VANITY UNIT
				
Article number	B571 00 XX	B571 L0 XX	B572 00 XX	B572 L0 XX
Dimensions (w x h x d)	1000 x 380 x 500 mm	1000 x 380 x 500 mm	1000 x 550 x 500 mm	1000 x 550 x 500 mm
Version	washbasin on the middle	washbasin on the middle	washbasin on the middle	washbasin on the middle
For combination with	Architectura 4125 40/41, 4126 60/61, 4127 60/61 Artis 4179 43, 4198 61, 4172 58, 4178 41 Aveo New Generation 4132 60/61 Collaro 4A18 40, 4A21 38, 4A19 56, 4A20 56 Loop & Friends 5144 00/01, 5148 00/01, 5149 00/01/10/11, 5151 00/01/10/11, 5154 00/01 My Nature 4110 80/60/45	Architectura 4125 40/41, 4126 60/61, 4127 60/61 Artis 4179 43, 4198 61, 4172 58, 4178 41 Aveo New Generation 4132 60/61 Collaro 4A18 40, 4A21 38, 4A19 56, 4A20 56 Loop & Friends 5144 00/01, 5148 00/01, 5149 00/01/10/11, 5151 00/01/10/11, 5154 00/01 My Nature 4110 80/60/45	Architectura 4125 40/41, 4126 60/61, 4127 60/61 Artis 4179 43, 4198 61, 4172 58, 4178 41 Aveo New Generation 4132 60/61 Collaro 4A18 40, 4A21 38, 4A19 56, 4A20 56 Loop & Friends 5144 00/01, 5148 00/01, 5149 00/01/10/11, 5151 00/01/10/11, 5154 00/01 My Nature 4110 80/60/45	Architectura 4125 40/41, 4126 60/61, 4127 60/61 Artis 4179 43, 4198 61, 4172 58, 4178 41 Aveo New Generation 4132 60/61 Collaro 4A18 40, 4A21 38, 4A19 56, 4A20 56 Loop & Friends 5144 00/01, 5148 00/01, 5149 00/01/10/11, 5151 00/01/10/11, 5154 00/01 My Nature 4110 80/60/45
Lighting	-	LED lighting Illuminant 1x LED / 24,8 W Energy efficiency class A-A++	-	LED lighting Illuminant 1x LED / 24,8 W Energy efficiency class A-A++
Equipped with	1x Accessories package 1 1x pull-out compartment with non-slip mat	1x Accessories package 1 1x pull-out compartment with non-slip mat	1x Accessories package 1 2x pull-out compartments with non-slip mat	1x Accessories package 1 2x pull-out compartments with non-slip mat
Note on standard	-	IP 44	-	IP 44
Installation	wall-mounted	wall-mounted	wall-mounted	wall-mounted
Scope of delivery	fastening set included	fastening set included	fastening set included	fastening set included
DH, E1, E8, FP, FQ, MS, PN, VG, VH, VJ, VK	1.670,-	1.873,-	1.947,-	2.140,-
PD	1.919,-	2.155,-	2.240,-	2.462,-

XX = Insert front and body colour



DH = Glossy White, FP = Glossy Grey, MS = White Matt, PD = Black Matt
Lacquer, VG = Truffle Grey, VK = Soft Grey, E1 = Santana Oak, E8 = White
Wood, FQ = Oak Graphite, PN = Elm Impreso, VH = Arizona Oak, VJ =
Nordic Oak



LEGATO

€ excl. VAT

registered design

Produced to order (Please note that it is not always possible to cancel or change orders!), The washbasins are to be ordered separately.

	VANITY UNIT	VANITY UNIT	VANITY UNIT	VANITY UNIT
				
Article number	B573 00 XX	B573 L0 XX	B574 00 XX	B574 L0 XX
Dimensions (w x h x d)	1000 x 380 x 500 mm	1000 x 380 x 500 mm	1000 x 550 x 500 mm	1000 x 550 x 500 mm
Version	washbasin on left	washbasin on left	washbasin on left	washbasin on left
For combination with	Architectura 4125 40/41 Artis 4179 43, 4178 41 Collaro 4A18 40, 4A21 38, 4A19 56, 4A20 56 Loop & Friends 5144 00/01, 5148 00/01, 5149 00/01/10/11 My Nature 4110 45	Architectura 4125 40/41 Artis 4179 43, 4178 41 Collaro 4A18 40, 4A21 38, 4A19 56, 4A20 56 Loop & Friends 5144 00/01, 5148 00/01, 5149 00/01/10/11 My Nature 4110 45	Architectura 4125 40/41 Artis 4179 43, 4178 41 Collaro 4A18 40, 4A21 38, 4A19 56, 4A20 56 Loop & Friends 5144 00/01, 5148 00/01, 5149 00/01/10/11 My Nature 4110 45	Architectura 4125 40/41 Artis 4179 43, 4178 41 Collaro 4A18 40, 4A21 38, 4A19 56, 4A20 56 Loop & Friends 5144 00/01, 5148 00/01, 5149 00/01/10/11 My Nature 4110 45
Lighting	-	LED lighting Illuminant 1x LED / 24,8 W Energy efficiency class A-A++	-	LED lighting Illuminant 1x LED / 24,8 W Energy efficiency class A-A++
Equipped with	1x Accessories package 1 1x pull-out compartment with non-slip mat	1x Accessories package 1 1x pull-out compartment with non-slip mat	1x Accessories package 1 2x pull-out compartments with non-slip mat	1x Accessories package 1 2x pull-out compartments with non-slip mat
Note on standard	-	IP 44	-	IP 44
Installation	wall-mounted	wall-mounted	wall-mounted	wall-mounted
Scope of delivery	fastening set included	fastening set included	fastening set included	fastening set included
DH, E1, E8, FP, FQ, MS, PN, VG, VH, VJ, VK	1.670,-	1.873,-	1.947,-	2.140,-
PD	1.919,-	2.155,-	2.240,-	2.462,-

	VANITY UNIT	VANITY UNIT	VANITY UNIT	VANITY UNIT
				
Article number	B575 00 XX	B575 L0 XX	B576 00 XX	B576 L0 XX
Dimensions (w x h x d)	1000 x 380 x 500 mm	1000 x 380 x 500 mm	1000 x 550 x 500 mm	1000 x 550 x 500 mm
Version	washbasin on right	washbasin on right	washbasin on right	washbasin on right
For combination with	Architectura 4125 40/41 Artis 4179 43, 4178 41 Collaro 4A18 40, 4A21 38, 4A19 56, 4A20 56 Loop & Friends 5144 00/01, 5148 00/01, 5149 00/01/10/11 My Nature 4110 45	Architectura 4125 40/41 Artis 4179 43, 4178 41 Collaro 4A18 40, 4A21 38, 4A19 56, 4A20 56 Loop & Friends 5144 00/01, 5148 00/01, 5149 00/01/10/11 My Nature 4110 45	Architectura 4125 40/41 Artis 4179 43, 4178 41 Collaro 4A18 40, 4A21 38, 4A19 56, 4A20 56 My Nature 4110 45 Loop & Friends 5144 00/01, 5148 00/01, 5149 00/01/10/11	Architectura 4125 40/41 Artis 4179 43, 4178 41 Collaro 4A18 40, 4A21 38, 4A19 56, 4A20 56 Loop & Friends 5144 00/01, 5148 00/01, 5149 00/01/10/11 My Nature 4110 45
Lighting	-	LED lighting Illuminant 1x LED / 24,8 W Energy efficiency class A-A++	-	LED lighting Illuminant 1x LED / 24,8 W Energy efficiency class A-A++
Equipped with	1x Accessories package 1 1x pull-out compartment with non-slip mat	1x Accessories package 1 1x pull-out compartment with non-slip mat	1x Accessories package 1 2x pull-out compartments with non-slip mat	1x Accessories package 1 2x pull-out compartments with non-slip mat
Note on standard	-	IP 44	-	IP 44
Installation	wall-mounted	wall-mounted	wall-mounted	wall-mounted
Scope of delivery	fastening set included	fastening set included	fastening set included	fastening set included
DH, E1, E8, FP, FQ, MS, PN, VG, VH, VJ, VK	1.670,-	1.873,-	1.947,-	2.140,-
PD	1.919,-	2.155,-	2.240,-	2.462,-

XX = Insert front and body colour



DH = Glossy White, FP = Glossy Grey, MS = White Matt, PD = Black Matt
 Lacquer, VG = Truffle Grey, VK = Soft Grey, E1 = Santana Oak, E8 = White
 Wood, FQ = Oak Graphite, PN = Elm Impreso, VH = Arizona Oak, VJ =
 Nordic Oak

LEGATO

€ excl. VAT

registered design

Produced to order (Please note that it is not always possible to cancel or change orders!), The washbasins are to be ordered separately.

	VANITY UNIT	VANITY UNIT	VANITY UNIT	VANITY UNIT
				
Article number	B569 00 XX	B569 L0 XX	B570 00 XX	B570 L0 XX
Dimensions (w x h x d)	800 x 380 x 500 mm	800 x 380 x 500 mm	800 x 550 x 500 mm	800 x 550 x 500 mm
Version	washbasin on the middle	washbasin on the middle	washbasin on the middle	washbasin on the middle
For combination with	Architectura 4125 40/41, 4126 60/61, 4127 60/61 Artis 4179 43, 4198 61, 4172 58, 4178 41 Aveo New Generation 4132 60/61 Collaro 4A18 40, 4A21 38, 4A19 56, 4A20 56 Loop & Friends 5144 00/01, 5148 00/01, 5149 00/01/10/11, 5151 00/01/10/11, 5154 00/01 My Nature 4110 60/45	Architectura 4125 40/41, 4126 60/61, 4127 60/61 Artis 4179 43, 4198 61, 4172 58, 4178 41 Aveo New Generation 4132 60/61 Collaro 4A18 40, 4A21 38, 4A19 56, 4A20 56 My Nature 4110 60/45 Loop & Friends 5144 00/01, 5148 00/01, 5149 00/01/10/11, 5151 00/01, 5149 00/01/10/11, 5151 00/01/10/11, 5154 00/01	Architectura 4125 40/41, 4126 60/61, 4127 60/61 Artis 4179 43, 4198 61, 4172 58, 4178 41 Aveo New Generation 4132 60/61 Collaro 4A18 40, 4A21 38, 4A19 56, 4A20 56 Loop & Friends 5144 00/01, 5148 00/01, 5149 00/01/10/11, 5151 00/01/10/11, 5154 00/01 My Nature 4110 60/45	Architectura 4125 40/41, 4126 60/61, 4127 60/61 Artis 4179 43, 4198 61, 4172 58, 4178 41 Aveo New Generation 4132 60/61 Collaro 4A18 40, 4A21 38, 4A19 56, 4A20 56 Loop & Friends 5144 00/01, 5148 00/01, 5149 00/01/10/11, 5151 00/01/10/11, 5154 00/01 My Nature 4110 60/45
Lighting	-	LED lighting Illuminant 1x LED / 21,6 W Energy efficiency class A-A++	-	LED lighting Illuminant 1x LED / 21,6 W Energy efficiency class A-A++
Equipped with	1x Accessories package 1 1x pull-out compartment with non-slip mat	1x Accessories package 1 1x pull-out compartment with non-slip mat	1x Accessories package 1 2x pull-out compartments with non-slip mat	1x Accessories package 1 2x pull-out compartments with non-slip mat
Note on standard	-	IP 44	-	IP 44
Installation	wall-mounted	wall-mounted	wall-mounted	wall-mounted
Scope of delivery	fastening set included	fastening set included	fastening set included	fastening set included
DH, E1, E8, FP, FQ, MS, PN, VG, VH, VJ, VK	1.392,-	1.583,-	1.670,-	1.849,-
PD	1.601,-	1.819,-	1.919,-	2.125,-

XX = Insert front and body colour









 DH = Glossy White, FP = Glossy Grey, MS = White Matt, PD = Black Matt
 Lacquer, VG = Truffle Grey, VK = Soft Grey, E1 = Santana Oak, E8 = White
 Wood, FQ = Oak Graphite, PN = Elm Impreso, VH = Arizona Oak, VJ =
 Nordic Oak

LEGATO

€ excl. VAT

registered design

Produced to order (Please note that it is not always possible to cancel or change orders!), The washbasins are to be ordered separately.

	VANITY UNIT	VANITY UNIT	VANITY UNIT	VANITY UNIT
				
Article number	B567 00 XX	B567 L0 XX	B568 00 XX	B568 L0 XX
Dimensions (w x h x d)	600 x 380 x 500 mm	600 x 380 x 500 mm	600 x 550 x 500 mm	600 x 550 x 500 mm
Version	washbasin on the middle	washbasin on the middle	washbasin on the middle	washbasin on the middle
For combination with	Architectura 4125 40/41 Artis 4179 43, 4178 41 Collaro 4A18 40, 4A21 38, 4A19 56, 4A20 56 Loop & Friends 5144 00/01, 5148 00/01, 5149 00/01/10/11 My Nature 4110 45	Architectura 4125 40/41 Artis 4179 43, 4178 41 Collaro 4A18 40, 4A21 38, 4A19 56, 4A20 56 Loop & Friends 5144 00/01, 5148 00/01, 5149 00/01/10/11 My Nature 4110 45	Architectura 4125 40/41 Artis 4179 43, 4178 41 Collaro 4A18 40, 4A21 38, 4A19 56, 4A20 56 Loop & Friends 5144 00/01, 5148 00/01, 5149 00/01/10/11 My Nature 4110 45	Architectura 4125 40/41 Artis 4179 43, 4178 41 Collaro 4A18 40, 4A21 38, 4A19 56, 4A20 56 Loop & Friends 5144 00/01, 5148 00/01, 5149 00/01/10/11 My Nature 4110 45
Lighting	-	LED lighting Illuminant 1x LED / 18,5 W Energy efficiency class A-A++	-	LED lighting Illuminant 1x LED / 18,5 W Energy efficiency class A-A++
Equipped with	1x Accessories package 1 1x pull-out compartment with non-slip mat	1x Accessories package 1 1x pull-out compartment with non-slip mat	1x Accessories package 1 2x pull-out compartments with non-slip mat	1x Accessories package 1 2x pull-out compartments with non-slip mat
Note on standard	-	IP 44	-	IP 44
Installation	wall-mounted	wall-mounted	wall-mounted	wall-mounted
Scope of delivery	fastening set included	fastening set included	fastening set included	fastening set included
DH, E1, E8, FP, FQ, MS, PN, VG, VH, VJ, VK	1.253,-	1.423,-	1.530,-	1.688,-
PD	1.441,-	1.637,-	1.760,-	1.942,-
	VANITY UNIT	VANITY UNIT	VANITY UNIT	VANITY UNIT
				
Article number	B566 00 XX	B566 L0 XX	B566 00 XX	B566 L0 XX
Dimensions (w x h x d)	450 x 380 x 500 mm	450 x 380 x 500 mm	450 x 550 x 500 mm	450 x 550 x 500 mm
Version	washbasin on the middle	washbasin on the middle	washbasin on the middle	washbasin on the middle
For combination with	Artis 4179 43, 4178 41 Collaro 4A18 40, 4A21 38 Loop & Friends 5144 00/01, 5148 00/01, 5149 00/01	Loop & Friends 5144 00/01, 5148 00/01, 5149 00/01 Collaro 4A18 40, 4A21 38 Artis 4179 43, 4178 41	Artis 4179 43, 4178 41 Collaro 4A18 40, 4A21 38 Loop & Friends 5144 00/01, 5148 00/01, 5149 00/01	Artis 4179 43, 4178 41 Collaro 4A18 40, 4A21 38 Loop & Friends 5144 00/01, 5148 00/01, 5149 00/01
Lighting	-	LED lighting Illuminant 1x LED / 16,2 W Energy efficiency class A-A++	-	LED lighting Illuminant 1x LED / 16,2 W Energy efficiency class A-A++
Equipped with	1x accessory box L 1x pull-out compartment with non-slip mat	1x accessory box L 1x pull-out compartment with non-slip mat	1x accessory box L 2x pull-out compartments with non-slip mat	1x accessory box L 2x pull-out compartments with non-slip mat
Note on standard	-	IP 44	-	IP 44
Installation	wall-mounted	wall-mounted	wall-mounted	wall-mounted
Scope of delivery	fastening set included	fastening set included	fastening set included	fastening set included
Please note	-	-	only with wall tap fitting and central pillar tap	only with wall tap fitting and central pillar tap
DH, E1, E8, FP, FQ, MS, PN, VG, VH, VJ, VK	1.114,-	1.264,-	1.323,-	1.465,-
PD	1.281,-	1.454,-	1.522,-	1.685,-

XX = Insert front and body colour





 DH = Glossy White, FP = Glossy Grey, MS = White Matt, PD = Black Matt
 Lacquer, VG = Truffle Grey, VK = Soft Grey, E1 = Santana Oak, E8 = White
 Wood, FQ = Oak Graphite, PN = Elm Impreso, VH = Arizona Oak, VJ =
 Nordic Oak





LEGATO

€ excl. VAT

registered design

Produced to order (Please note that it is not always possible to cancel or change orders!), The washbasins are to be ordered separately.

	VANITY UNIT	VANITY UNIT	VANITY UNIT	VANITY UNIT
				
Article number	B676 00 XX	B676 L0 XX	B677 00 XX	B677 L0 XX
Dimensions (w x h x d)	1600 x 380 x 500 mm	1600 x 380 x 500 mm	1600 x 550 x 500 mm	1600 x 550 x 500 mm
Version	for 2 washbasins	for 2 washbasins	for 2 washbasins	for 2 washbasins
For combination with	Memento 5133 6F/6G/6J/6L, 5133 5F/5G/5J/5L Memento 2.0 4A22 6F/6G/6L, 4A22 5F/5G/5L	Memento 5133 6F/6G/6J/6L, 5133 5F/5G/5J/5L Memento 2.0 4A22 6F/6G/6L, 4A22 5F/5G/5L	Memento 5133 6F/6G/6J/6L, 5133 5F/5G/5J/5L Memento 2.0 4A22 6F/6G/6L, 4A22 5F/5G/5L	Memento 5133 6F/6G/6J/6L, 5133 5F/5G/5J/5L Memento 2.0 4A22 6F/6G/6L, 4A22 5F/5G/5L
Lighting	-	LED lighting Illuminant 1x LED / 34,1 W Energy efficiency class A-A++	-	LED lighting Illuminant 1x LED / 34,1 W Energy efficiency class A-A++
Equipped with	2x Accessories package 1 2x pull-out compartments with non-slip mat	2x Accessories package 1 2x pull-out compartments with non-slip mat	2x Accessories package 1 4x pull-out compartments with non-slip mat	2x Accessories package 1 4x pull-out compartments with non-slip mat
Note on standard	-	IP 44	-	IP 44
Installation	wall-mounted	wall-mounted	wall-mounted	wall-mounted
Scope of delivery	fastening set included	fastening set included	fastening set included	fastening set included
Please note	no 3-hole tap fitting possible, tap holes punched out	no 3-hole tap fitting possible, tap holes punched out	no 3-hole tap fitting possible, tap holes punched out	no 3-hole tap fitting possible, tap holes punched out
DH, E1, E8, FP, FQ, MS, PN, VG, VH, VJ, VK	2.572,-	2.841,-	2.989,-	3.241,-
PD	2.958,-	3.266,-	3.436,-	3.727,-

	VANITY UNIT	VANITY UNIT	VANITY UNIT	VANITY UNIT
				
Article number	B670 00 XX	B670 L0 XX	B671 00 XX	B671 L0 XX
Dimensions (w x h x d)	1600 x 380 x 500 mm	1600 x 380 x 500 mm	1600 x 550 x 500 mm	1600 x 550 x 500 mm
Version	washbasin on the middle	washbasin on the middle	washbasin on the middle	washbasin on the middle
For combination with	Memento 5133 AF/AG/AH/AJ/AL, 5133 CF/CG/CH/CJ/CL, 5133 8F/8G/8J/8L Memento 2.0 4A22 CF/CG/CH/CL, 4A22 1F/1G/1H/1K, 4A22 8F/8G/8L	Memento 5133 AF/AG/AH/AJ/AL, 5133 CF/CG/CH/CJ/CL, 5133 8F/8G/8J/8L Memento 2.0 4A22 CF/CG/CH/CL, 4A22 1F/1G/1H/1K, 4A22 8F/8G/8L	Memento 5133 AF/AG/AH/AJ/AL, 5133 CF/CG/CH/CJ/CL, 5133 8F/8G/8J/8L Memento 2.0 4A22 CF/CG/CH/CL, 4A22 1F/1G/1H/1K, 4A22 8F/8G/8L	Memento 5133 AF/AG/AH/AJ/AL, 5133 CF/CG/CH/CJ/CL, 5133 8F/8G/8J/8L Memento 2.0 4A22 CF/CG/CH/CL, 4A22 1F/1G/1H/1K, 4A22 8F/8G/8L
Lighting	-	LED lighting Illuminant 1x LED / 34,1 W Energy efficiency class A-A++	-	LED lighting Illuminant 1x LED / 34,1 W Energy efficiency class A-A++
Equipped with	2x Accessories package 1 2x pull-out compartments with non-slip mat	2x Accessories package 1 2x pull-out compartments with non-slip mat	2x Accessories package 1 4x pull-out compartments with non-slip mat	2x Accessories package 1 4x pull-out compartments with non-slip mat
Note on standard	-	IP 44	-	IP 44
Installation	wall-mounted	wall-mounted	wall-mounted	wall-mounted
Scope of delivery	fastening set included	fastening set included	fastening set included	fastening set included
Please note	no 3-hole tap fitting possible, washbasins with 2 taps and overflow only available in combination with a push-open valve, tap holes punched out	no 3-hole tap fitting possible, washbasins with 2 taps and overflow only available in combination with a push-open valve, tap holes punched out	no 3-hole tap fitting possible, washbasins with 2 taps and overflow only available in combination with a push-open valve, tap holes punched out	no 3-hole tap fitting possible, washbasins with 2 taps and overflow only available in combination with a push-open valve, tap holes punched out
DH, E1, E8, FP, FQ, MS, PN, VG, VH, VJ, VK	2.572,-	2.841,-	2.989,-	3.241,-
PD	2.958,-	3.266,-	3.436,-	3.727,-

XX = Insert front and body colour



 DH = Glossy White, FP = Glossy Grey, MS = White Matt, PD = Black Matt
 Lacquer, VG = Truffle Grey, VK = Soft Grey, E1 = Santana Oak, E8 = White
 Wood, FQ = Oak Graphite, PN = Elm Impresso, VH = Arizona Oak, VJ =
 Nordic Oak



LEGATO

€ excl. VAT

registered design

Produced to order (Please note that it is not always possible to cancel or change orders!), The washbasins are to be ordered separately.

	VANITY UNIT	VANITY UNIT	VANITY UNIT	VANITY UNIT
				
Article number	B672 00 XX	B672 L0 XX	B673 00 XX	B673 L0 XX
Dimensions (w x h x d)	1600 x 380 x 500 mm	1600 x 380 x 500 mm	1600 x 550 x 500 mm	1600 x 550 x 500 mm
Version	washbasin on left	washbasin on left	washbasin on left	washbasin on left
For combination with	Memento 5133 6F/6G/6J/6L, 5133 5F/5G/5J/5L Memento 2.0 4A22 6F/6G/6L, 4A22 5F/5G/5L	Memento 5133 6F/6G/6J/6L, 5133 5F/5G/5J/5L Memento 2.0 4A22 6F/6G/6L, 4A22 5F/5G/5L	Memento 5133 6F/6G/6J/6L, 5133 5F/5G/5J/5L Memento 2.0 4A22 6F/6G/6L, 4A22 5F/5G/5L	Memento 5133 6F/6G/6J/6L, 5133 5F/5G/5J/5L Memento 2.0 4A22 6F/6G/6L, 4A22 5F/5G/5L
Lighting	-	LED lighting Illuminant 1x LED / 34,1 W Energy efficiency class A-A++	-	LED lighting Illuminant 1x LED / 34,1 W Energy efficiency class A-A++
Equipped with	2x Accessories package 1 2x pull-out compartments with non-slip mat	2x Accessories package 1 2x pull-out compartments with non-slip mat	2x Accessories package 1 4x pull-out compartments with non-slip mat	2x Accessories package 1 4x pull-out compartments with non-slip mat
Note on standard	-	IP 44	-	IP 44
Installation	wall-mounted	wall-mounted	wall-mounted	wall-mounted
Scope of delivery	fastening set included	fastening set included	fastening set included	fastening set included
Please note	no 3-hole tap fitting possible, tap holes punched out	no 3-hole tap fitting possible, tap holes punched out	no 3-hole tap fitting possible, tap holes punched out	no 3-hole tap fitting possible, tap holes punched out
DH, E1, E8, FP, FQ, MS, PN, VG, VH, VJ, VK	2.501,-	2.773,-	2.918,-	3.173,-
PD	2.878,-	3.189,-	3.357,-	3.649,-

	VANITY UNIT	VANITY UNIT	VANITY UNIT	VANITY UNIT
				
Article number	B674 00 XX	B674 L0 XX	B675 00 XX	B675 L0 XX
Dimensions (w x h x d)	1600 x 380 x 500 mm	1600 x 380 x 500 mm	1600 x 550 x 500 mm	1600 x 550 x 500 mm
Version	washbasin on right	washbasin on right	washbasin on right	washbasin on right
For combination with	Memento 5133 6F/6G/6J/6L, 5133 5F/5G/5J/5L Memento 2.0 4A22 6F/6G/6L, 4A22 5F/5G/5L	Memento 5133 6F/6G/6J/6L, 5133 5F/5G/5J/5L Memento 2.0 4A22 6F/6G/6L, 4A22 5F/5G/5L	Memento 5133 6F/6G/6J/6L, 5133 5F/5G/5J/5L Memento 2.0 4A22 6F/6G/6L, 4A22 5F/5G/5L	Memento 5133 6F/6G/6J/6L, 5133 5F/5G/5J/5L Memento 2.0 4A22 6F/6G/6L, 4A22 5F/5G/5L
Lighting	-	LED lighting Illuminant 1x LED / 34,1 W Energy efficiency class A-A++	-	LED lighting Illuminant 1x LED / 34,1 W Energy efficiency class A-A++
Equipped with	2x Accessories package 1 2x pull-out compartments with non-slip mat	2x Accessories package 1 2x pull-out compartments with non-slip mat	2x Accessories package 1 4x pull-out compartments with non-slip mat	2x Accessories package 1 4x pull-out compartments with non-slip mat
Note on standard	-	IP 44	-	IP 44
Installation	wall-mounted	wall-mounted	wall-mounted	wall-mounted
Scope of delivery	fastening set included	fastening set included	fastening set included	fastening set included
Please note	no 3-hole tap fitting possible, tap holes punched out	no 3-hole tap fitting possible, tap holes punched out	no 3-hole tap fitting possible, tap holes punched out	no 3-hole tap fitting possible, tap holes punched out
DH, E1, E8, FP, FQ, MS, PN, VG, VH, VJ, VK	2.501,-	2.773,-	2.918,-	3.173,-
PD	2.878,-	3.189,-	3.357,-	3.649,-

XX = Insert front and body colour



DH = Glossy White, FP = Glossy Grey, MS = White Matt, PD = Black Matt Lacquer, VG = Truffle Grey, VK = Soft Grey, E1 = Santana Oak, E8 = White Wood, FQ = Oak Graphite, PN = Elm Impresso, VH = Arizona Oak, VJ = Nordic Oak



LEGATO

€ excl. VAT

registered design

Produced to order (Please note that it is not always possible to cancel or change orders!), The washbasins are to be ordered separately.

	VANITY UNIT	VANITY UNIT	VANITY UNIT	VANITY UNIT
				
Article number	B668 00 XX	B668 L0 XX	B669 00 XX	B669 L0 XX
Dimensions (w x h x d)	1400 x 380 x 500 mm	1400 x 380 x 500 mm	1400 x 550 x 500 mm	1400 x 550 x 500 mm
Version	for 2 washbasins	for 2 washbasins	for 2 washbasins	for 2 washbasins
For combination with	Memento 5133 5F/5G/5J/5L Memento 2.0 4A22 5F/5G/5L	Memento 5133 5F/5G/5J/5L Memento 2.0 4A22 5F/5G/5L	Memento 5133 5F/5G/5J/5L Memento 2.0 4A22 5F/5G/5L	Memento 5133 5F/5G/5J/5L Memento 2.0 4A22 5F/5G/5L
Lighting	-	LED lighting Illuminant 1x LED / 31 W Energy efficiency class A-A++	-	LED lighting Illuminant 1x LED / 31 W Energy efficiency class A-A++
Equipped with	2x Accessories package 1 2x pull-out compartments with non-slip mat	2x Accessories package 1 2x pull-out compartments with non-slip mat	2x Accessories package 1 4x pull-out compartments with non-slip mat	2x Accessories package 1 4x pull-out compartments with non-slip mat
Note on standard	-	IP 44	-	IP 44
Installation	wall-mounted	wall-mounted	wall-mounted	wall-mounted
Scope of delivery	fastening set included	fastening set included	fastening set included	fastening set included
Please note	no 3-hole tap fitting possible, tap holes punched out	no 3-hole tap fitting possible, tap holes punched out	no 3-hole tap fitting possible, tap holes punched out	no 3-hole tap fitting possible, tap holes punched out
DH, E1, E8, FP, FQ, MS, PN, VG, VH, VJ, VK	2.294,-	2.550,-	2.711,-	2.948,-
PD	2.639,-	2.932,-	3.115,-	3.390,-

	VANITY UNIT	VANITY UNIT	VANITY UNIT	VANITY UNIT
				
Article number	B611 00 XX	B611 L0 XX	B612 00 XX	B612 L0 XX
Dimensions (w x h x d)	1400 x 380 x 500 mm	1400 x 380 x 500 mm	1400 x 550 x 500 mm	1400 x 550 x 500 mm
Version	washbasin on the middle	washbasin on the middle	washbasin on the middle	washbasin on the middle
For combination with	Memento 5133 AF/AG/AH/AJ/AL, 5133 CF/CG/CH/CJ/CL, 5133 8F/8G/8J/8L Memento 2.0 4A22 CF/CG/CH/CL, 4A22 1F/1G/1H/1K, 4A22 8F/8G/8L	Memento 5133 AF/AG/AH/AJ/AL, 5133 CF/CG/CH/CJ/CL, 5133 8F/8G/8J/8L Memento 2.0 4A22 CF/CG/CH/CL, 4A22 1F/1G/1H/1K, 4A22 8F/8G/8L	Memento 5133 AF/AG/AH/AJ/AL, 5133 CF/CG/CH/CJ/CL, 5133 8F/8G/8J/8L Memento 2.0 4A22 CF/CG/CH/CL, 4A22 1F/1G/1H/1K, 4A22 8F/8G/8L	Memento 5133 AF/AG/AH/AJ/AL, 5133 CF/CG/CH/CJ/CL, 5133 8F/8G/8J/8L Memento 2.0 4A22 CF/CG/CH/CL, 4A22 1F/1G/1H/1K, 4A22 8F/8G/8L
Lighting	-	LED lighting Illuminant 1x LED / 31 W Energy efficiency class A-A++	-	LED lighting Illuminant 1x LED / 31 W Energy efficiency class A-A++
Equipped with	2x Accessories package 1 2x pull-out compartments with non-slip mat	2x Accessories package 1 2x pull-out compartments with non-slip mat	2x Accessories package 1 4x pull-out compartments with non-slip mat	2x Accessories package 1 4x pull-out compartments with non-slip mat
Note on standard	-	IP 44	-	IP 44
Installation	wall-mounted	wall-mounted	wall-mounted	wall-mounted
Scope of delivery	fastening set included	fastening set included	fastening set included	fastening set included
Please note	no 3-hole tap fitting possible, washbasins with 2 taps and overflow only available in combination with a push-open valve, tap holes punched out	no 3-hole tap fitting possible, washbasins with 2 taps and overflow only available in combination with a push-open valve, tap holes punched out	no 3-hole tap fitting possible, washbasins with 2 taps and overflow only available in combination with a push-open valve, tap holes punched out	no 3-hole tap fitting possible, washbasins with 2 taps and overflow only available in combination with a push-open valve, tap holes punched out
DH, E1, E8, FP, FQ, MS, PN, VG, VH, VJ, VK	2.294,-	2.550,-	2.711,-	2.948,-
PD	2.639,-	2.932,-	3.115,-	3.390,-

XX = Insert front and body colour



 DH = Glossy White, FP = Glossy Grey, MS = White Matt, PD = Black Matt
 Lacquer, VG = Truffle Grey, VK = Soft Grey, E1 = Santana Oak, E8 = White
 Wood, FQ = Oak Graphite, PN = Elm Impressed, VH = Arizona Oak, VJ =
 Nordic Oak



LEGATO

€ excl. VAT

registered design

Produced to order (Please note that it is not always possible to cancel or change orders!), The washbasins are to be ordered separately.

	VANITY UNIT	VANITY UNIT	VANITY UNIT	VANITY UNIT
				
Article number	B613 00 XX	B613 L0 XX	B614 00 XX	B614 L0 XX
Dimensions (w x h x d)	1400 x 380 x 500 mm	1400 x 380 x 500 mm	1400 x 550 x 500 mm	1400 x 550 x 500 mm
Version	washbasin on left	washbasin on left	washbasin on left	washbasin on left
For combination with	Memento 5133 5F/5G/5J/5L Memento 2.0 4A22 5F/5G/5L	Memento 5133 5F/5G/5J/5L Memento 2.0 4A22 5F/5G/5L	Memento 5133 5F/5G/5J/5L Memento 2.0 4A22 5F/5G/5L	Memento 5133 5F/5G/5J/5L Memento 2.0 4A22 5F/5G/5L
Lighting	-	LED lighting Illuminant 1x LED / 31 W Energy efficiency class A-A++	-	LED lighting Illuminant 1x LED / 31 W Energy efficiency class A-A++
Equipped with	2x Accessories package 1 2x pull-out compartments with non-slip mat	2x Accessories package 1 2x pull-out compartments with non-slip mat	2x Accessories package 1 4x pull-out compartments with non-slip mat	2x Accessories package 1 4x pull-out compartments with non-slip mat
Note on standard	-	IP 44	-	IP 44
Installation	wall-mounted	wall-mounted	wall-mounted	wall-mounted
Scope of delivery	fastening set included	fastening set included	fastening set included	fastening set included
Please note	no 3-hole tap fitting possible, tap holes punched out	no 3-hole tap fitting possible, tap holes punched out	no 3-hole tap fitting possible, tap holes punched out	no 3-hole tap fitting possible, tap holes punched out
DH, E1, E8, FP, FQ, MS, PN, VG, VH, VJ, VK	2.224,-	2.483,-	2.641,-	2.882,-
PD	2.557,-	2.855,-	3.037,-	3.315,-

	VANITY UNIT	VANITY UNIT	VANITY UNIT	VANITY UNIT
				
Article number	B615 00 XX	B615 L0 XX	B616 00 XX	B616 L0 XX
Dimensions (w x h x d)	1400 x 380 x 500 mm	1400 x 380 x 500 mm	1400 x 550 x 500 mm	1400 x 550 x 500 mm
Version	washbasin on right	washbasin on right	washbasin on right	washbasin on right
For combination with	Memento 5133 5F/5G/5J/5L Memento 2.0 4A22 5F/5G/5L	Memento 5133 5F/5G/5J/5L Memento 2.0 4A22 5F/5G/5L	Memento 5133 5F/5G/5J/5L Memento 2.0 4A22 5F/5G/5L	Memento 5133 5F/5G/5J/5L Memento 2.0 4A22 5F/5G/5L
Lighting	-	LED lighting Illuminant 1x LED / 31 W Energy efficiency class A-A++	-	LED lighting Illuminant 1x LED / 31 W Energy efficiency class A-A++
Equipped with	2x Accessories package 1 2x pull-out compartments with non-slip mat	2x Accessories package 1 2x pull-out compartments with non-slip mat	2x Accessories package 1 4x pull-out compartments with non-slip mat	2x Accessories package 1 4x pull-out compartments with non-slip mat
Note on standard	-	IP 44	-	IP 44
Installation	wall-mounted	wall-mounted	wall-mounted	wall-mounted
Scope of delivery	fastening set included	fastening set included	fastening set included	fastening set included
Please note	no 3-hole tap fitting possible, tap holes punched out	no 3-hole tap fitting possible, tap holes punched out	no 3-hole tap fitting possible, tap holes punched out	no 3-hole tap fitting possible, tap holes punched out
DH, E1, E8, FP, FQ, MS, PN, VG, VH, VJ, VK	2.224,-	2.483,-	2.641,-	2.882,-
PD	2.557,-	2.855,-	3.037,-	3.315,-

XX = Insert front and body colour





 DH = Glossy White, FP = Glossy Grey, MS = White Matt, PD = Black Matt
 Lacquer, VG = Truffle Grey, VK = Soft Grey, E1 = Santana Oak, E8 = White
 Wood, FQ = Oak Graphite, PN = Elm Impreso, VH = Arizona Oak, VJ =
 Nordic Oak





LEGATO

€ excl. VAT

registered design

Produced to order (Please note that it is not always possible to cancel or change orders!), The washbasins are to be ordered separately.

	VANITY UNIT	VANITY UNIT	VANITY UNIT	VANITY UNIT
				
Article number	B609 00 XX	B609 L0 XX	B610 00 XX	B610 L0 XX
Dimensions (w x h x d)	1200 x 380 x 500 mm	1200 x 380 x 500 mm	1200 x 550 x 500 mm	1200 x 550 x 500 mm
Version	washbasin on the middle	washbasin on the middle	washbasin on the middle	washbasin on the middle
For combination with	Memento 5133 AF/AG/AH/AJ/AL, 5133 8F/8G/8J/8L Memento 2.0 4A22 1F/1G/1H/1K, 4A22 8F/8G/8L	Memento 5133 AF/AG/AH/AJ/AL, 5133 8F/8G/8J/8L Memento 2.0 4A22 1F/1G/1H/1K, 4A22 8F/8G/8L	Memento 5133 AF/AG/AH/AJ/AL, 5133 8F/8G/8J/8L Memento 2.0 4A22 1F/1G/1H/1K, 4A22 8F/8G/8L	Memento 5133 AF/AG/AH/AJ/AL, 5133 8F/8G/8J/8L Memento 2.0 4A22 1F/1G/1H/1K, 4A22 8F/8G/8L
Lighting	-	LED lighting Illuminant 1x LED / 27,9 W Energy efficiency class A-A++	-	LED lighting Illuminant 1x LED / 27,9 W Energy efficiency class A-A++
Equipped with	2x Accessories package 1 2x pull-out compartments with non-slip mat	2x Accessories package 1 2x pull-out compartments with non-slip mat	2x Accessories package 1 4x pull-out compartments with non-slip mat	2x Accessories package 1 4x pull-out compartments with non-slip mat
Note on standard	-	IP 44	-	IP 44
Installation	wall-mounted	wall-mounted	wall-mounted	wall-mounted
Scope of delivery	fastening set included	fastening set included	fastening set included	fastening set included
Please note	no 3-hole tap fitting possible, washbasins with 2 taps and overflow only available in combination with a push-open valve, tap holes punched out	no 3-hole tap fitting possible, washbasins with 2 taps and overflow only available in combination with a push-open valve, tap holes punched out	no 3-hole tap fitting possible, washbasins with 2 taps and overflow only available in combination with a push-open valve, tap holes punched out	no 3-hole tap fitting possible, washbasins with 2 taps and overflow only available in combination with a push-open valve, tap holes punched out
DH, E1, E8, FP, FQ, MS, PN, VG, VH, VJ, VK	2.016,-	2.245,-	2.363,-	2.576,-
PD	2.318,-	2.582,-	2.718,-	2.963,-

	VANITY UNIT	VANITY UNIT	VANITY UNIT	VANITY UNIT
				
Article number	B603 00 XX	B603 L0 XX	B604 00 XX	B604 L0 XX
Dimensions (w x h x d)	1000 x 380 x 500 mm	1000 x 380 x 500 mm	1000 x 550 x 500 mm	1000 x 550 x 500 mm
Version	washbasin on the middle	washbasin on the middle	washbasin on the middle	washbasin on the middle
For combination with	Memento 5133 8F/8G/8J/8L, 5133 6F/6G/6J/6L, 5133 5F/5G/5J/5L Memento 2.0 4A22 8F/8G/8L, 4A22 6F/6G/6L, 4A22 5F/5G/5L	Memento 5133 8F/8G/8J/8L, 5133 6F/6G/6J/6L, 5133 5F/5G/5J/5L Memento 2.0 4A22 5F/5G/5L Memento 2.0 4A22 6F/6G/6L Memento 2.0 4A22 8F/8G/8L	Memento 5133 8F/8G/8J/8L, 5133 6F/6G/6J/6L, 5133 5F/5G/5J/5L Memento 2.0 4A22 8F/8G/8L, 4A22 6F/6G/6L, 4A22 5F/5G/5L	Memento 5133 8F/8G/8J/8L, 5133 6F/6G/6J/6L, 5133 5F/5G/5J/5L Memento 2.0 4A22 5F/5G/5L Memento 2.0 4A22 6F/6G/6L Memento 2.0 4A22 8F/8G/8L
Lighting	-	LED lighting Illuminant 1x LED / 24,8 W Energy efficiency class A-A++	-	LED lighting Illuminant 1x LED / 24,8 W Energy efficiency class A-A++
Equipped with	1x Accessories package 1 1x pull-out compartment with non-slip mat	1x Accessories package 1 1x pull-out compartment with non-slip mat	1x Accessories package 1 2x pull-out compartments with non-slip mat	1x Accessories package 1 2x pull-out compartments with non-slip mat
Note on standard	-	IP 44	-	IP 44
Installation	wall-mounted	wall-mounted	wall-mounted	wall-mounted
Scope of delivery	fastening set included	fastening set included	fastening set included	fastening set included
Please note	no 3-hole tap fitting possible, tap holes punched out	no 3-hole tap fitting possible, tap holes punched out	no 3-hole tap fitting possible, tap holes punched out	no 3-hole tap fitting possible, tap holes punched out
DH, E1, E8, FP, FQ, MS, PN, VG, VH, VJ, VK	1.670,-	1.873,-	1.947,-	2.140,-
PD	1.919,-	2.155,-	2.240,-	2.462,-



XX = Insert front and body colour
 DH = Glossy White, FP = Glossy Grey, MS = White Matt, PD = Black Matt
 Lacquer, VG = Truffle Grey, VK = Soft Grey, E1 = Santana Oak, E8 = White
 Wood, FQ = Oak Graphite, PN = Elm Impresso, VH = Arizona Oak, VJ =
 Nordic Oak



LEGATO

€ excl. VAT

registered design

Produced to order (Please note that it is not always possible to cancel or change orders!), The washbasins are to be ordered separately.

	VANITY UNIT	VANITY UNIT	VANITY UNIT	VANITY UNIT
				
Article number	B605 00 XX	B605 L0 XX	B606 00 XX	B606 L0 XX
Dimensions (w x h x d)	1000 x 380 x 500 mm	1000 x 380 x 500 mm	1000 x 550 x 500 mm	1000 x 550 x 500 mm
Version	washbasin on left	washbasin on left	washbasin on left	washbasin on left
For combination with	Memento 5133 5F/5G/5J/5L Memento 2.0 4A22 5F/5G/5L	Memento 5133 5F/5G/5J/5L Memento 2.0 4A22 5F/5G/5L	Memento 5133 5F/5G/5J/5L Memento 2.0 4A22 5F/5G/5L	Memento 5133 5F/5G/5J/5L Memento 2.0 4A22 5F/5G/5L
Lighting	-	LED lighting Illuminant 1x LED / 24,8 W Energy efficiency class A-A++	-	LED lighting Illuminant 1x LED / 24,8 W Energy efficiency class A-A++
Equipped with	1x Accessories package 1 1x pull-out compartment with non-slip mat	1x Accessories package 1 1x pull-out compartment with non-slip mat	1x Accessories package 1 2x pull-out compartments with non-slip mat	1x Accessories package 1 2x pull-out compartments with non-slip mat
Note on standard	-	IP 44	-	IP 44
Installation	wall-mounted	wall-mounted	wall-mounted	wall-mounted
Scope of delivery	fastening set included	fastening set included	fastening set included	fastening set included
Please note	no 3-hole tap fitting possible, tap holes punched out	no 3-hole tap fitting possible, tap holes punched out	no 3-hole tap fitting possible, tap holes punched out	no 3-hole tap fitting possible, tap holes punched out
DH, E1, E8, FP, FQ, MS, PN, VG, VH, VJ, VK	1.670,-	1.873,-	1.947,-	2.140,-
PD	1.919,-	2.155,-	2.240,-	2.462,-

	VANITY UNIT	VANITY UNIT	VANITY UNIT	VANITY UNIT
				
Article number	B607 00 XX	B607 L0 XX	B608 00 XX	B608 L0 XX
Dimensions (w x h x d)	1000 x 380 x 500 mm	1000 x 380 x 500 mm	1000 x 550 x 500 mm	1000 x 550 x 500 mm
Version	washbasin on right	washbasin on right	washbasin on right	washbasin on right
For combination with	Memento 5133 5F/5G/5J/5L Memento 2.0 4A22 5F/5G/5L	Memento 5133 5F/5G/5J/5L Memento 2.0 4A22 5F/5G/5L	Memento 5133 5F/5G/5J/5L Memento 2.0 4A22 5F/5G/5L	Memento 5133 5F/5G/5J/5L Memento 2.0 4A22 5F/5G/5L
Lighting	-	LED lighting Illuminant 1x LED / 24,8 W Energy efficiency class A-A++	-	LED lighting Illuminant 1x LED / 24,8 W Energy efficiency class A-A++
Equipped with	1x Accessories package 1 1x pull-out compartment with non-slip mat	1x Accessories package 1 1x pull-out compartment with non-slip mat	1x Accessories package 1 2x pull-out compartments with non-slip mat	1x Accessories package 1 2x pull-out compartments with non-slip mat
Note on standard	-	IP 44	-	IP 44
Installation	wall-mounted	wall-mounted	wall-mounted	wall-mounted
Scope of delivery	fastening set included	fastening set included	fastening set included	fastening set included
Please note	no 3-hole tap fitting possible, tap holes punched out	no 3-hole tap fitting possible, tap holes punched out	no 3-hole tap fitting possible, tap holes punched out	no 3-hole tap fitting possible, tap holes punched out
DH, E1, E8, FP, FQ, MS, PN, VG, VH, VJ, VK	1.670,-	1.873,-	1.947,-	2.140,-
PD	1.919,-	2.155,-	2.240,-	2.462,-

XX = Insert front and body colour









 DH = Glossy White, FP = Glossy Grey, MS = White Matt, PD = Black Matt
 Lacquer, VG = Truffle Grey, VK = Soft Grey, E1 = Santana Oak, E8 = White
 Wood, FQ = Oak Graphite, PN = Elm Impreso, VH = Arizona Oak, VJ =
 Nordic Oak

LEGATO

€ excl. VAT

registered design

Produced to order (Please note that it is not always possible to cancel or change orders!), The washbasins are to be ordered separately.

	VANITY UNIT	VANITY UNIT	VANITY UNIT	VANITY UNIT
				
Article number	B601 00 XX	B601 L0 XX	B602 00 XX	B602 L0 XX
Dimensions (w x h x d)	800 x 380 x 500 mm	800 x 380 x 500 mm	800 x 550 x 500 mm	800 x 550 x 500 mm
Version	washbasin on the middle	washbasin on the middle	washbasin on the middle	washbasin on the middle
For combination with	Memento 5133 6F/6G/6J/6L, 5133 5F/5G/5J/5L Memento 2.0 4A22 6F/6G/6L, 4A22 5F/5G/5L	Memento 5133 6F/6G/6J/6L, 5133 5F/5G/5J/5L Memento 2.0 4A22 6F/6G/6L, 4A22 5F/5G/5L	Memento 5133 6F/6G/6J/6L, 5133 5F/5G/5J/5L Memento 2.0 4A22 6F/6G/6L, 4A22 5F/5G/5L	Memento 5133 6F/6G/6J/6L, 5133 5F/5G/5J/5L Memento 2.0 4A22 6F/6G/6L, 4A22 5F/5G/5L
Lighting	-	LED lighting Illuminant 1x LED / 21,6 W Energy efficiency class A-A++	-	LED lighting Illuminant 1x LED / 21,6 W Energy efficiency class A-A++
Equipped with	1x Accessories package 1 1x pull-out compartment with non-slip mat	1x Accessories package 1 1x pull-out compartment with non-slip mat	1x Accessories package 1 2x pull-out compartments with non-slip mat	1x Accessories package 1 2x pull-out compartments with non-slip mat
Note on standard	-	IP 44	-	IP 44
Installation	wall-mounted	wall-mounted	wall-mounted	wall-mounted
Scope of delivery	fastening set included	fastening set included	fastening set included	fastening set included
Please note	no 3-hole tap fitting possible, tap holes punched out	no 3-hole tap fitting possible, tap holes punched out	no 3-hole tap fitting possible, tap holes punched out	no 3-hole tap fitting possible, tap holes punched out
DH, E1, E8, FP, FQ, MS, PN, VG, VH, VJ, VK	1.392,-	1.583,-	1.670,-	1.849,-
PD	1.601,-	1.819,-	1.919,-	2.125,-
	VANITY UNIT	VANITY UNIT	VANITY UNIT	VANITY UNIT
				
Article number	B692 00 XX	B692 L0 XX	B693 00 XX	B693 L0 XX
Dimensions (w x h x d)	1600 x 380 x 500 mm	1600 x 380 x 500 mm	1600 x 550 x 500 mm	1600 x 550 x 500 mm
Version	for 2 washbasins	for 2 washbasins	for 2 washbasins	for 2 washbasins
For combination with	Finion 4168 6C/6G/6L Subway 2.0 7113 6G/6H/6J, 7113 KG	Finion 4168 6C/6G/6L Subway 2.0 7113 6G/6H/6J, 7113 KG	Finion 4168 6C/6G/6L Subway 2.0 7113 6G/6H/6J, 7113 KG	Finion 4168 6C/6G/6L Subway 2.0 7113 6G/6H/6J, 7113 KG
Lighting	-	LED lighting Illuminant 1x LED / 34,1 W Energy efficiency class A-A++	-	LED lighting Illuminant 1x LED / 34,1 W Energy efficiency class A-A++
Equipped with	2x Accessories package 1 2x pull-out compartments with non-slip mat	2x Accessories package 1 2x pull-out compartments with non-slip mat	2x Accessories package 1 4x pull-out compartments with non-slip mat	2x Accessories package 1 4x pull-out compartments with non-slip mat
Note on standard	-	IP 44	-	IP 44
Installation	wall-mounted	wall-mounted	wall-mounted	wall-mounted
Scope of delivery	fastening set included	fastening set included	fastening set included	fastening set included
Please note	no 3-hole tap fitting possible	no 3-hole tap fitting possible	no 3-hole tap fitting possible	no 3-hole tap fitting possible
DH, E1, E8, FP, FQ, MS, PN, VG, VH, VJ, VK	2.572,-	2.841,-	2.989,-	3.241,-
PD	2.958,-	3.266,-	3.436,-	3.727,-

XX = Insert front and body colour





 DH = Glossy White, FP = Glossy Grey, MS = White Matt, PD = Black Matt
 Lacquer, VG = Truffle Grey, VK = Soft Grey, E1 = Santana Oak, E8 = White
 Wood, FQ = Oak Graphite, PN = Elm Impreso, VH = Arizona Oak, VJ =
 Nordic Oak





LEGATO

€ excl. VAT

registered design

Produced to order (Please note that it is not always possible to cancel or change orders!), The washbasins are to be ordered separately.

	VANITY UNIT	VANITY UNIT	VANITY UNIT	VANITY UNIT
				
Article number	B686 00 XX	B686 L0 XX	B687 00 XX	B687 L0 XX
Dimensions (w x h x d)	1600 x 380 x 500 mm	1600 x 380 x 500 mm	1600 x 550 x 500 mm	1600 x 550 x 500 mm
Version	washbasin on the middle	washbasin on the middle	washbasin on the middle	washbasin on the middle
For combination with	Finion 4168 1B/1G/1H/1L, 4168 8C/8G/8L, 4168 6C/6G/6L Subway 2.0 7113 6G/6H/6J, 7113 KG	Finion 4168 1B/1G/1H/1L, 4168 8C/8G/8L, 4168 6C/6G/6L Subway 2.0 7113 6G/6H/6J, 7113 KG	Finion 4168 1B/1G/1H/1L, 4168 8C/8G/8L, 4168 6C/6G/6L Subway 2.0 7113 6G/6H/6J, 7113 KG	Finion 4168 1B/1G/1H/1L, 4168 8C/8G/8L, 4168 6C/6G/6L Subway 2.0 7113 6G/6H/6J, 7113 KG
Lighting	-	LED lighting Illuminant 1x LED / 34,1 W Energy efficiency class A-A++	-	LED lighting Illuminant 1x LED / 34,1 W Energy efficiency class A-A++
Equipped with	2x Accessories package 1 3x pull-out compartments with non-slip mat	2x Accessories package 1 3x pull-out compartments with non-slip mat	2x Accessories package 1 5x pull-out compartments with non-slip mat	2x Accessories package 1 5x pull-out compartments with non-slip mat
Note on standard	-	IP 44	-	IP 44
Installation	wall-mounted	wall-mounted	wall-mounted	wall-mounted
Scope of delivery	fastening set included	fastening set included	fastening set included	fastening set included
DH, E1, E8, FP, FQ, MS, PN, VG, VH, VJ, VK	2.620,-	2.898,-	3.037,-	3.295,-
PD	3.013,-	3.332,-	3.493,-	3.790,-

	VANITY UNIT	VANITY UNIT	VANITY UNIT	VANITY UNIT
				
Article number	B700 00 XX	B700 L0 XX	B701 00 XX	B701 L0 XX
Dimensions (w x h x d)	1600 x 380 x 500 mm	1600 x 380 x 500 mm	1600 x 550 x 500 mm	1600 x 550 x 500 mm
Version	washbasin on the middle	washbasin on the middle	washbasin on the middle	washbasin on the middle
For combination with	Subway 2.0 7175 1G/8G	Subway 2.0 7175 1G/8G	Subway 2.0 7175 1G/8G	Subway 2.0 7175 1G/8G
Lighting	-	LED lighting Illuminant 1x LED / 34,1 W Energy efficiency class A-A++	-	LED lighting Illuminant 1x LED / 34,1 W Energy efficiency class A-A++
Equipped with	2x Accessories package 1 3x pull-out compartments with non-slip mat	2x Accessories package 1 3x pull-out compartments with non-slip mat	2x Accessories package 1 5x pull-out compartments with non-slip mat	2x Accessories package 1 5x pull-out compartments with non-slip mat
Note on standard	-	IP 44	-	IP 44
Installation	wall-mounted	wall-mounted	wall-mounted	wall-mounted
Scope of delivery	fastening set included	fastening set included	fastening set included	fastening set included
DH, E1, E8, FP, FQ, MS, PN, VG, VH, VJ, VK	2.620,-	2.898,-	3.037,-	3.295,-
PD	3.013,-	3.332,-	3.493,-	3.790,-

XX = Insert front and body colour





 DH = Glossy White, FP = Glossy Grey, MS = White Matt, PD = Black Matt
 Lacquer, VG = Truffle Grey, VK = Soft Grey, E1 = Santana Oak, E8 = White
 Wood, FQ = Oak Graphite, PN = Elm Impreso, VH = Arizona Oak, VJ =
 Nordic Oak

LEGATO

€ excl. VAT

registered design

Produced to order (Please note that it is not always possible to cancel or change orders!), The washbasins are to be ordered separately.

	VANITY UNIT	VANITY UNIT	VANITY UNIT	VANITY UNIT
				
Article number	B688 00 XX	B688 L0 XX	B689 00 XX	B689 L0 XX
Dimensions (w x h x d)	1600 x 380 x 500 mm	1600 x 380 x 500 mm	1600 x 550 x 500 mm	1600 x 550 x 500 mm
Version	washbasin on left	washbasin on left	washbasin on left	washbasin on left
For combination with	Finion 4168 6C/6G/6L Subway 2.0 7113 6G/6H/6J, 7113 KG	Finion 4168 6C/6G/6L Subway 2.0 7113 6G/6H/6J, 7113 KG	Finion 4168 6C/6G/6L Subway 2.0 7113 6G/6H/6J, 7113 KG	Finion 4168 6C/6G/6L Subway 2.0 7113 6G/6H/6J, 7113 KG
Lighting	-	LED lighting Illuminant 1x LED / 34,1 W Energy efficiency class A-A++	-	LED lighting Illuminant 1x LED / 34,1 W Energy efficiency class A-A++
Equipped with	2x Accessories package 1 2x pull-out compartments with non-slip mat	2x Accessories package 1 2x pull-out compartments with non-slip mat	2x Accessories package 1 4x pull-out compartments with non-slip mat	2x Accessories package 1 4x pull-out compartments with non-slip mat
Note on standard	-	IP 44	-	IP 44
Installation	wall-mounted	wall-mounted	wall-mounted	wall-mounted
Scope of delivery	fastening set included	fastening set included	fastening set included	fastening set included
Please note	no 3-hole tap fitting possible	no 3-hole tap fitting possible	no 3-hole tap fitting possible	no 3-hole tap fitting possible
DH, E1, E8, FP, FQ, MS, PN, VG, VH, VJ, VK	2.501,-	2.773,-	2.918,-	3.173,-
PD	2.878,-	3.189,-	3.357,-	3.649,-
	VANITY UNIT	VANITY UNIT	VANITY UNIT	VANITY UNIT
				
Article number	B690 00 XX	B690 L0 XX	B691 00 XX	B691 L0 XX
Dimensions (w x h x d)	1600 x 380 x 500 mm	1600 x 380 x 500 mm	1600 x 550 x 500 mm	1600 x 550 x 500 mm
Version	washbasin on right	washbasin on right	washbasin on right	washbasin on right
For combination with	Finion 4168 6C/6G/6L Subway 2.0 7113 6G/6H/6J, 7113 KG	Finion 4168 6C/6G/6L Subway 2.0 7113 6G/6H/6J, 7113 KG	Finion 4168 6C/6G/6L Subway 2.0 7113 6G/6H/6J, 7113 KG	Finion 4168 6C/6G/6L Subway 2.0 7113 6G/6H/6J, 7113 KG
Lighting	-	LED lighting Illuminant 1x LED / 34,1 W Energy efficiency class A-A++	-	LED lighting Illuminant 1x LED / 34,1 W Energy efficiency class A-A++
Equipped with	2x Accessories package 1 2x pull-out compartments with non-slip mat	2x Accessories package 1 2x pull-out compartments with non-slip mat	2x Accessories package 1 4x pull-out compartments with non-slip mat	2x Accessories package 1 4x pull-out compartments with non-slip mat
Note on standard	-	IP 44	-	IP 44
Installation	wall-mounted	wall-mounted	wall-mounted	wall-mounted
Scope of delivery	fastening set included	fastening set included	fastening set included	fastening set included
Please note	no 3-hole tap fitting possible	no 3-hole tap fitting possible	no 3-hole tap fitting possible	no 3-hole tap fitting possible
DH, E1, E8, FP, FQ, MS, PN, VG, VH, VJ, VK	2.501,-	2.773,-	2.918,-	3.173,-
PD	2.878,-	3.189,-	3.357,-	3.649,-





XX = Insert front and body colour
 DH = Glossy White, FP = Glossy Grey, MS = White Matt, PD = Black Matt
 Lacquer, VG = Truffle Grey, VK = Soft Grey, E1 = Santana Oak, E8 = White
 Wood, FQ = Oak Graphite, PN = Elm Impreso, VH = Arizona Oak, VJ =
 Nordic Oak





LEGATO

€ excl. VAT

registered design

Produced to order (Please note that it is not always possible to cancel or change orders!), The washbasins are to be ordered separately.

	VANITY UNIT	VANITY UNIT	VANITY UNIT	VANITY UNIT
				
Article number	B684 00 XX	B684 L0 XX	B685 00 XX	B685 L0 XX
Dimensions (w x h x d)	1400 x 380 x 500 mm	1400 x 380 x 500 mm	1400 x 550 x 500 mm	1400 x 550 x 500 mm
Version	washbasin on the middle	washbasin on the middle	washbasin on the middle	washbasin on the middle
For combination with	Finion 4168 1B/1G/1H/1L, 4168 8C/8G/8L, 4168 6C/6G/6L Subway 2.0 7113 6G/6H/6J, 7113 KG	Finion 4168 1B/1G/1H/1L, 4168 8C/8G/8L, 4168 6C/6G/6L Subway 2.0 7113 6G/6H/6J, 7113 KG	Finion 4168 1B/1G/1H/1L, 4168 8C/8G/8L, 4168 6C/6G/6L Subway 2.0 7113 6G/6H/6J, 7113 KG	Finion 4168 1B/1G/1H/1L, 4168 8C/8G/8L, 4168 6C/6G/6L Subway 2.0 7113 6G/6H/6J, 7113 KG
Lighting	-	LED lighting Illuminant 1x LED / 31 W Energy efficiency class A-A++	-	LED lighting Illuminant 1x LED / 31 W Energy efficiency class A-A++
Equipped with	2x Accessories package 1 3x pull-out compartments with non-slip mat	2x Accessories package 1 3x pull-out compartments with non-slip mat	2x Accessories package 1 5x pull-out compartments with non-slip mat	2x Accessories package 1 5x pull-out compartments with non-slip mat
Note on standard	-	IP 44	-	IP 44
Installation	wall-mounted	wall-mounted	wall-mounted	wall-mounted
Scope of delivery	fastening set included	fastening set included	fastening set included	fastening set included
DH, E1, E8, FP, FQ, MS, PN, VG, VH, VJ, VK	2.342,-	2.604,-	2.759,-	3.004,-
PD	2.692,-	2.996,-	3.173,-	3.456,-

	VANITY UNIT	VANITY UNIT	VANITY UNIT	VANITY UNIT
				
Article number	B698 00 XX	B698 L0 XX	B699 00 XX	B699 L0 XX
Dimensions (w x h x d)	1400 x 380 x 500 mm	1400 x 380 x 500 mm	1400 x 550 x 500 mm	1400 x 550 x 500 mm
Version	washbasin on the middle	washbasin on the middle	washbasin on the middle	washbasin on the middle
For combination with	Subway 2.0 7175 1G/8G	Subway 2.0 7175 1G/8G	Subway 2.0 7175 1G/8G	Subway 2.0 7175 1G/8G
Lighting	-	LED lighting Illuminant 1x LED / 31 W Energy efficiency class A-A++	-	LED lighting Illuminant 1x LED / 31 W Energy efficiency class A-A++
Equipped with	2x Accessories package 1 3x pull-out compartments with non-slip mat	2x Accessories package 1 3x pull-out compartments with non-slip mat	2x Accessories package 1 5x pull-out compartments with non-slip mat	2x Accessories package 1 5x pull-out compartments with non-slip mat
Note on standard	-	IP 44	-	IP 44
Installation	wall-mounted	wall-mounted	wall-mounted	wall-mounted
Scope of delivery	fastening set included	fastening set included	fastening set included	fastening set included
DH, E1, E8, FP, FQ, MS, PN, VG, VH, VJ, VK	2.342,-	2.604,-	2.759,-	3.004,-
PD	2.692,-	2.996,-	3.173,-	3.456,-

XX = Insert front and body colour









DH = Glossy White, FP = Glossy Grey, MS = White Matt, PD = Black Matt
Lacquer, VG = Truffle Grey, VK = Soft Grey, E1 = Santana Oak, E8 = White
Wood, FQ = Oak Graphite, PN = Elm Impresso, VH = Arizona Oak, VJ =
Nordic Oak

LEGATO

€ excl. VAT

registered design

Produced to order (Please note that it is not always possible to cancel or change orders!), The washbasins are to be ordered separately.

	VANITY UNIT	VANITY UNIT	VANITY UNIT	VANITY UNIT
				
Article number	B682 00 XX	B682 L0 XX	B683 00 XX	B683 L0 XX
Dimensions (w x h x d)	1200 x 380 x 500 mm	1200 x 380 x 500 mm	1200 x 550 x 500 mm	1200 x 550 x 500 mm
Version	washbasin on the middle	washbasin on the middle	washbasin on the middle	washbasin on the middle
For combination with	Finion 4168 1B/1G/1H/1L, 4168 8C/8G/8L, 4168 6C/6G/6L Subway 2.0 7113 6G/6H/6J, 7113 KG	Finion 4168 1B/1G/1H/1L, 4168 8C/8G/8L, 4168 6C/6G/6L Subway 2.0 7113 6G/6H/6J, 7113 KG	Finion 4168 1B/1G/1H/1L, 4168 8C/8G/8L, 4168 6C/6G/6L Subway 2.0 7113 6G/6H/6J, 7113 KG	Finion 4168 1B/1G/1H/1L, 4168 8C/8G/8L, 4168 6C/6G/6L Subway 2.0 7113 6G/6H/6J, 7113 KG
Lighting	-	LED lighting Illuminant 1x LED / 27,9 W Energy efficiency class A-A++	-	LED lighting Illuminant 1x LED / 27,9 W Energy efficiency class A-A++
Equipped with	1x Accessories package 1 3x pull-out compartments with non-slip mat	1x Accessories package 1 3x pull-out compartments with non-slip mat	1x Accessories package 1 5x pull-out compartments with non-slip mat	1x Accessories package 1 5x pull-out compartments with non-slip mat
Note on standard	-	IP 44	-	IP 44
Installation	wall-mounted	wall-mounted	wall-mounted	wall-mounted
Scope of delivery	fastening set included	fastening set included	fastening set included	fastening set included
DH, E1, E8, FP, FQ, MS, PN, VG, VH, VJ, VK	2.067,-	2.302,-	2.411,-	2.634,-
PD	2.375,-	2.647,-	2.773,-	3.030,-
	VANITY UNIT	VANITY UNIT	VANITY UNIT	VANITY UNIT
				
Article number	B696 00 XX	B696 L0 XX	B697 00 XX	B697 L0 XX
Dimensions (w x h x d)	1200 x 380 x 500 mm	1200 x 380 x 500 mm	1200 x 550 x 500 mm	1200 x 550 x 500 mm
Version	washbasin on the middle	washbasin on the middle	washbasin on the middle	washbasin on the middle
For combination with	Subway 2.0 7175 1G/8G	Subway 2.0 7175 1G/8G	Subway 2.0 7175 1G/8G	Subway 2.0 7175 1G/8G
Lighting	-	LED lighting Illuminant 1x LED / 27,9 W Energy efficiency class A-A++	-	LED lighting Illuminant 1x LED / 27,9 W Energy efficiency class A-A++
Equipped with	1x Accessories package 1 3x pull-out compartments with non-slip mat	1x Accessories package 1 3x pull-out compartments with non-slip mat	1x Accessories package 1 5x pull-out compartments with non-slip mat	1x Accessories package 1 5x pull-out compartments with non-slip mat
Note on standard	-	IP 44	-	IP 44
Installation	wall-mounted	wall-mounted	wall-mounted	wall-mounted
Scope of delivery	fastening set included	fastening set included	fastening set included	fastening set included
DH, E1, E8, FP, FQ, MS, PN, VG, VH, VJ, VK	2.067,-	2.302,-	2.411,-	2.634,-
PD	2.375,-	2.647,-	2.773,-	3.030,-

XX = Insert front and body colour





 DH = Glossy White, FP = Glossy Grey, MS = White Matt, PD = Black Matt
 Lacquer, VG = Truffle Grey, VK = Soft Grey, E1 = Santana Oak, E8 = White
 Wood, FQ = Oak Graphite, PN = Elm Impreso, VH = Arizona Oak, VJ =
 Nordic Oak





LEGATO

€ excl. VAT

registered design

Produced to order (Please note that it is not always possible to cancel or change orders!), The washbasins are to be ordered separately.

	VANITY UNIT	VANITY UNIT	VANITY UNIT	VANITY UNIT
				
Article number	B694 00 XX	B694 L0 XX	B695 00 XX	B695 L0 XX
Dimensions (w x h x d)	1000 x 380 x 500 mm	1000 x 380 x 500 mm	1000 x 550 x 500 mm	1000 x 550 x 500 mm
Version	washbasin on the middle	washbasin on the middle	washbasin on the middle	washbasin on the middle
For combination with	Subway 2.0 7175 8G	Subway 2.0 7175 8G	Subway 2.0 7175 8G	Subway 2.0 7175 8G
Lighting	-	LED lighting Illuminant 1x LED / 24,8 W Energy efficiency class A-A++	-	LED lighting Illuminant 1x LED / 24,8 W Energy efficiency class A-A++
Equipped with	1x Accessories package 1 1x pull-out compartment with non-slip mat	1x Accessories package 1 1x pull-out compartment with non-slip mat	1x Accessories package 1 2x pull-out compartments with non-slip mat	1x Accessories package 1 2x pull-out compartments with non-slip mat
Note on standard	-	IP 44	-	IP 44
Installation	wall-mounted	wall-mounted	wall-mounted	wall-mounted
Scope of delivery	fastening set included	fastening set included	fastening set included	fastening set included
Please note	no 3-hole tap fitting possible	no 3-hole tap fitting possible	no 3-hole tap fitting possible	no 3-hole tap fitting possible
DH, E1, E8, FP, FQ, MS, PN, VG, VH, VJ, VK	1.668,-	1.872,-	1.946,-	2.140,-
PD	1.918,-	2.153,-	2.238,-	2.462,-

	VANITY UNIT	VANITY UNIT	VANITY UNIT	VANITY UNIT
				
Article number	B680 00 XX	B680 L0 XX	B681 00 XX	B681 L0 XX
Dimensions (w x h x d)	1000 x 380 x 500 mm	1000 x 380 x 500 mm	1000 x 550 x 500 mm	1000 x 550 x 500 mm
Version	washbasin on the middle	washbasin on the middle	washbasin on the middle	washbasin on the middle
For combination with	Finion 4168 8C/8G/8L, 4168 6C/6G/6L Subway 2.0 7113 6G/6H/6J, 7113 KG	Finion 4168 8C/8G/8L, 4168 6C/6G/6L Subway 2.0 7113 6G/6H/6J, 7113 KG	Finion 4168 8C/8G/8L, 4168 6C/6G/6L Subway 2.0 7113 6G/6H/6J, 7113 KG	Subway 2.0 7113 6G/6H/6J, 7113 KG Finion 4168 8C/8G/8L, 4168 6C/6G/6L
Lighting	-	LED lighting Illuminant 1x LED / 24,8 W Energy efficiency class A-A++	-	LED lighting Illuminant 1x LED / 24,8 W Energy efficiency class A-A++
Equipped with	1x Accessories package 1 1x pull-out compartment with non-slip mat	1x Accessories package 1 1x pull-out compartment with non-slip mat	1x Accessories package 1 2x pull-out compartments with non-slip mat	1x Accessories package 1 2x pull-out compartments with non-slip mat
Note on standard	-	IP 44	-	IP 44
Installation	wall-mounted	wall-mounted	wall-mounted	wall-mounted
Scope of delivery	fastening set included	fastening set included	fastening set included	fastening set included
Please note	no 3-hole tap fitting possible	no 3-hole tap fitting possible	no 3-hole tap fitting possible	no 3-hole tap fitting possible
DH, E1, E8, FP, FQ, MS, PN, VG, VH, VJ, VK	1.670,-	1.873,-	1.947,-	2.140,-
PD	1.919,-	2.155,-	2.240,-	2.462,-

XX = Insert front and body colour
 DH = Glossy White, FP = Glossy Grey, MS = White Matt, PD = Black Matt
 Lacquer, VG = Truffle Grey, VK = Soft Grey, E1 = Santana Oak, E8 = White
 Wood, FQ = Oak Graphite, PN = Elm Impresso, VH = Arizona Oak, VJ =
 Nordic Oak









LEGATO

LEGATO

€ excl. VAT

registered design

Produced to order (Please note that it is not always possible to cancel or change orders!), The washbasins are to be ordered separately.

	VANITY UNIT	VANITY UNIT	VANITY UNIT	VANITY UNIT
				
Article number	B678 00 XX	B678 L0 XX	B679 00 XX	B679 L0 XX
Dimensions (w x h x d)	800 x 380 x 500 mm	800 x 380 x 500 mm	800 x 550 x 500 mm	800 x 550 x 500 mm
Version	washbasin on the middle	washbasin on the middle	washbasin on the middle	washbasin on the middle
For combination with	Finion 4168 6C/6G/6L Subway 2.0 7113 6G/6H/6J, 7113 KG	Finion 4168 6C/6G/6L Subway 2.0 7113 6G/6H/6J, 7113 KG	Finion 4168 6C/6G/6L Subway 2.0 7113 6G/6H/6J, 7113 KG	Finion 4168 6C/6G/6L Subway 2.0 7113 6G/6H/6J, 7113 KG
Lighting	-	LED lighting Illuminant 1x LED / 21,6 W Energy efficiency class A-A++	-	LED lighting Illuminant 1x LED / 21,6 W Energy efficiency class A-A++
Equipped with	1x Accessories package 1 1x pull-out compartment with non-slip mat	1x Accessories package 1 1x pull-out compartment with non-slip mat	1x Accessories package 1 2x pull-out compartments with non-slip mat	1x Accessories package 1 2x pull-out compartments with non-slip mat
Note on standard	-	IP 44	-	IP 44
Installation	wall-mounted	wall-mounted	wall-mounted	wall-mounted
Scope of delivery	fastening set included	fastening set included	fastening set included	fastening set included
Please note	no 3-hole tap fitting possible	no 3-hole tap fitting possible	no 3-hole tap fitting possible	no 3-hole tap fitting possible
DH, E1, E8, FP, FQ, MS, PN, VG, VH, VJ, VK	1.392,-	1.583,-	1.670,-	1.849,-
PD	1.601,-	1.819,-	1.919,-	2.125,-
	VANITY UNIT	VANITY UNIT	VANITY UNIT	VANITY UNIT
				
Article number	B722 00 XX	B722 L0 XX	B723 00 XX	B723 L0 XX
Dimensions (w x h x d)	1600 x 380 x 500 mm	1600 x 380 x 500 mm	1600 x 550 x 500 mm	1600 x 550 x 500 mm
Version	for 2 washbasins	for 2 washbasins	for 2 washbasins	for 2 washbasins
For combination with	Venticello 4113 55	Venticello 4113 55	Venticello 4113 55	Venticello 4113 55
Lighting	-	LED lighting Illuminant 1x LED / 34,1 W Energy efficiency class A-A++	-	LED lighting Illuminant 1x LED / 34,1 W Energy efficiency class A-A++
Equipped with	2x Accessories package 1 2x pull-out compartments with non-slip mat	2x Accessories package 1 2x pull-out compartments with non-slip mat	2x Accessories package 1 4x pull-out compartments with non-slip mat	2x Accessories package 1 4x pull-out compartments with non-slip mat
Note on standard	-	IP 44	-	IP 44
Installation	wall-mounted	wall-mounted	wall-mounted	wall-mounted
Scope of delivery	fastening set included	fastening set included	fastening set included	fastening set included
DH, E1, E8, FP, FQ, MS, PN, VG, VH, VJ, VK	2.572,-	2.840,-	2.989,-	3.241,-
PD	2.958,-	3.265,-	3.436,-	3.727,-

XX = Insert front and body colour









 DH = Glossy White, FP = Glossy Grey, MS = White Matt, PD = Black Matt
 Lacquer, VG = Truffle Grey, VK = Soft Grey, E1 = Santana Oak, E8 = White
 Wood, FQ = Oak Graphite, PN = Elm Impreso, VH = Arizona Oak, VJ =
 Nordic Oak

LEGATO

€ excl. VAT

registered design

Produced to order (Please note that it is not always possible to cancel or change orders!), The washbasins are to be ordered separately.

	VANITY UNIT	VANITY UNIT	VANITY UNIT	VANITY UNIT
				
Article number	B716 00 XX	B716 L0 XX	B717 00 XX	B717 L0 XX
Dimensions (w x h x d)	1600 x 380 x 500 mm	1600 x 380 x 500 mm	1600 x 550 x 500 mm	1600 x 550 x 500 mm
Version	washbasin on the middle	washbasin on the middle	washbasin on the middle	washbasin on the middle
For combination with	Venticello 4113 55	Venticello 4113 55	Venticello 4113 55	Venticello 4113 55
Lighting	-	LED lighting Illuminant 1x LED / 34,1 W Energy efficiency class A-A++	-	LED lighting Illuminant 1x LED / 34,1 W Energy efficiency class A-A++
Equipped with	2x Accessories package 1 3x pull-out compartments with non-slip mat	2x Accessories package 1 3x pull-out compartments with non-slip mat	2x Accessories package 1 5x pull-out compartments with non-slip mat	2x Accessories package 1 5x pull-out compartments with non-slip mat
Note on standard	-	IP 44	-	IP 44
Installation	wall-mounted	wall-mounted	wall-mounted	wall-mounted
Scope of delivery	fastening set included	fastening set included	fastening set included	fastening set included
DH, E1, E8, FP, FQ, MS, PN, VG, VH, VJ, VK	2.620,-	2.898,-	3.037,-	3.295,-
PD	3.013,-	3.332,-	3.493,-	3.790,-
	VANITY UNIT	VANITY UNIT	VANITY UNIT	VANITY UNIT
				
Article number	B718 00 XX	B718 L0 XX	B719 00 XX	B719 L0 XX
Dimensions (w x h x d)	1600 x 380 x 500 mm	1600 x 380 x 500 mm	1600 x 550 x 500 mm	1600 x 550 x 500 mm
Version	washbasin on left	washbasin on left	washbasin on left	washbasin on left
For combination with	Venticello 4113 55	Venticello 4113 55	Venticello 4113 55	Venticello 4113 55
Lighting	-	LED lighting Illuminant 1x LED / 34,1 W Energy efficiency class A-A++	-	LED lighting Illuminant 1x LED / 34,1 W Energy efficiency class A-A++
Equipped with	2x Accessories package 1 2x pull-out compartments with non-slip mat	2x Accessories package 1 2x pull-out compartments with non-slip mat	2x Accessories package 1 4x pull-out compartments with non-slip mat	2x Accessories package 1 4x pull-out compartments with non-slip mat
Note on standard	-	IP 44	-	IP 44
Installation	wall-mounted	wall-mounted	wall-mounted	wall-mounted
Scope of delivery	fastening set included	fastening set included	fastening set included	fastening set included
DH, E1, E8, FP, FQ, MS, PN, VG, VH, VJ, VK	2.501,-	2.773,-	2.917,-	3.173,-
PD	2.878,-	3.189,-	3.355,-	3.649,-

XX = Insert front and body colour





 DH = Glossy White, FP = Glossy Grey, MS = White Matt, PD = Black Matt
 Lacquer, VG = Truffle Grey, VK = Soft Grey, E1 = Santana Oak, E8 = White
 Wood, FQ = Oak Graphite, PN = Elm Impreso, VH = Arizona Oak, VJ =
 Nordic Oak





LEGATO

€ excl. VAT

registered design

Produced to order (Please note that it is not always possible to cancel or change orders!), The washbasins are to be ordered separately.

	VANITY UNIT	VANITY UNIT	VANITY UNIT	VANITY UNIT
				
Article number	B720 00 XX	B720 L0 XX	B721 00 XX	B721 L0 XX
Dimensions (w x h x d)	1600 x 380 x 500 mm	1600 x 380 x 500 mm	1600 x 550 x 500 mm	1600 x 550 x 500 mm
Version	washbasin on right	washbasin on right	washbasin on right	washbasin on right
For combination with	Venticello 4113 55	Venticello 4113 55	Venticello 4113 55	Venticello 4113 55
Lighting	-	LED lighting Illuminant 1x LED / 34,1 W Energy efficiency class A-A++	-	LED lighting Illuminant 1x LED / 34,1 W Energy efficiency class A-A++
Equipped with	2x Accessories package 1 2x pull-out compartments with non-slip mat	2x Accessories package 1 2x pull-out compartments with non-slip mat	2x Accessories package 1 4x pull-out compartments with non-slip mat	2x Accessories package 1 4x pull-out compartments with non-slip mat
Note on standard	-	IP 44	-	IP 44
Installation	wall-mounted	wall-mounted	wall-mounted	wall-mounted
Scope of delivery	fastening set included	fastening set included	fastening set included	fastening set included
DH, E1, E8, FP, FQ, MS, PN, VG, VH, VJ, VK	2.501,-	2.773,-	2.917,-	3.173,-
PD	2.878,-	3.189,-	3.355,-	3.649,-

	VANITY UNIT	VANITY UNIT	VANITY UNIT	VANITY UNIT
				
Article number	B714 00 XX	B714 L0 XX	B715 00 XX	B715 L0 XX
Dimensions (w x h x d)	1400 x 380 x 500 mm	1400 x 380 x 500 mm	1400 x 550 x 500 mm	1400 x 550 x 500 mm
Version	for 2 washbasins	for 2 washbasins	for 2 washbasins	for 2 washbasins
For combination with	Venticello 4113 55	Venticello 4113 55	Venticello 4113 55	Venticello 4113 55
Lighting	-	LED lighting Illuminant 1x LED / 31 W Energy efficiency class A-A++	-	LED lighting Illuminant 1x LED / 31 W Energy efficiency class A-A++
Equipped with	2x Accessories package 1 2x pull-out compartments with non-slip mat	2x Accessories package 1 2x pull-out compartments with non-slip mat	2x Accessories package 1 4x pull-out compartments with non-slip mat	2x Accessories package 1 4x pull-out compartments with non-slip mat
Note on standard	-	IP 44	-	IP 44
Installation	wall-mounted	wall-mounted	wall-mounted	wall-mounted
Scope of delivery	fastening set included	fastening set included	fastening set included	fastening set included
DH, E1, E8, FP, FQ, MS, PN, VG, VH, VJ, VK	2.294,-	2.549,-	2.711,-	2.948,-
PD	2.639,-	2.931,-	3.115,-	3.390,-

XX = Insert front and body colour









 DH = Glossy White, FP = Glossy Grey, MS = White Matt, PD = Black Matt
 Lacquer, VG = Truffle Grey, VK = Soft Grey, E1 = Santana Oak, E8 = White
 Wood, FQ = Oak Graphite, PN = Elm Impreso, VH = Arizona Oak, VJ =
 Nordic Oak

LEGATO

€ excl. VAT

registered design

Produced to order (Please note that it is not always possible to cancel or change orders!), The washbasins are to be ordered separately.

	VANITY UNIT	VANITY UNIT	VANITY UNIT	VANITY UNIT
				
Article number	B708 00 XX	B708 L0 XX	B709 00 XX	B709 L0 XX
Dimensions (w x h x d)	1400 x 380 x 500 mm	1400 x 380 x 500 mm	1400 x 550 x 500 mm	1400 x 550 x 500 mm
Version	washbasin on the middle	washbasin on the middle	washbasin on the middle	washbasin on the middle
For combination with	Venticello 4113 55	Venticello 4113 55	Venticello 4113 55	Venticello 4113 55
Lighting	-	LED lighting Illuminant 1x LED / 31 W Energy efficiency class A-A++	-	LED lighting Illuminant 1x LED / 31 W Energy efficiency class A-A++
Equipped with	2x Accessories package 1 3x pull-out compartments with non-slip mat	2x Accessories package 1 3x pull-out compartments with non-slip mat	2x Accessories package 1 5x pull-out compartments with non-slip mat	2x Accessories package 1 5x pull-out compartments with non-slip mat
Note on standard	-	IP 44	-	IP 44
Installation	wall-mounted	wall-mounted	wall-mounted	wall-mounted
Scope of delivery	fastening set included	fastening set included	fastening set included	fastening set included
DH, E1, E8, FP, FQ, MS, PN, VG, VH, VJ, VK	2.342,-	2.604,-	2.759,-	3.004,-
PD	2.692,-	2.996,-	3.173,-	3.456,-
	VANITY UNIT	VANITY UNIT	VANITY UNIT	VANITY UNIT
				
Article number	B710 00 XX	B710 L0 XX	B711 00 XX	B711 L0 XX
Dimensions (w x h x d)	1400 x 380 x 500 mm	1400 x 380 x 500 mm	1400 x 550 x 500 mm	1400 x 550 x 500 mm
Version	washbasin on left	washbasin on left	washbasin on left	washbasin on left
For combination with	Venticello 4113 55	Venticello 4113 55	Venticello 4113 55	Venticello 4113 55
Lighting	-	LED lighting Illuminant 1x LED / 31 W Energy efficiency class A-A++	-	LED lighting Illuminant 1x LED / 31 W Energy efficiency class A-A++
Equipped with	2x Accessories package 1 2x pull-out compartments with non-slip mat	2x Accessories package 1 2x pull-out compartments with non-slip mat	2x Accessories package 1 4x pull-out compartments with non-slip mat	2x Accessories package 1 4x pull-out compartments with non-slip mat
Note on standard	-	IP 44	-	IP 44
Installation	wall-mounted	wall-mounted	wall-mounted	wall-mounted
Scope of delivery	fastening set included	fastening set included	fastening set included	fastening set included
DH, E1, E8, FP, FQ, MS, PN, VG, VH, VJ, VK	2.224,-	2.483,-	2.640,-	2.881,-
PD	2.557,-	2.855,-	3.036,-	3.313,-

XX = Insert front and body colour









 DH = Glossy White, FP = Glossy Grey, MS = White Matt, PD = Black Matt
 Lacquer, VG = Truffle Grey, VK = Soft Grey, E1 = Santana Oak, E8 = White
 Wood, FQ = Oak Graphite, PN = Elm Impreso, VH = Arizona Oak, VJ =
 Nordic Oak

LEGATO

€ excl. VAT

registered design

Produced to order (Please note that it is not always possible to cancel or change orders!), The washbasins are to be ordered separately.

	VANITY UNIT	VANITY UNIT	VANITY UNIT	VANITY UNIT
				
Article number	B712 00 XX	B712 L0 XX	B713 00 XX	B713 L0 XX
Dimensions (w x h x d)	1400 x 380 x 500 mm	1400 x 380 x 500 mm	1400 x 550 x 500 mm	1400 x 550 x 500 mm
Version	washbasin on right	washbasin on right	washbasin on right	washbasin on right
For combination with	Venticello 4113 55	Venticello 4113 55	Venticello 4113 55	Venticello 4113 55
Lighting	-	LED lighting Illuminant 1x LED / 31 W Energy efficiency class A-A++	-	LED lighting Illuminant 1x LED / 31 W Energy efficiency class A-A++
Equipped with	2x Accessories package 1 2x pull-out compartments with non-slip mat	2x Accessories package 1 2x pull-out compartments with non-slip mat	2x Accessories package 1 4x pull-out compartments with non-slip mat	2x Accessories package 1 4x pull-out compartments with non-slip mat
Note on standard	-	IP 44	-	IP 44
Installation	wall-mounted	wall-mounted	wall-mounted	wall-mounted
Scope of delivery	fastening set included	fastening set included	fastening set included	fastening set included
DH, E1, E8, FP, FQ, MS, PN, VG, VH, VJ, VK	2.224,-	2.483,-	2.640,-	2.881,-
PD	2.557,-	2.855,-	3.036,-	3.313,-
	VANITY UNIT	VANITY UNIT	VANITY UNIT	VANITY UNIT
				
Article number	B706 00 XX	B706 L0 XX	B707 00 XX	B707 L0 XX
Dimensions (w x h x d)	1200 x 380 x 500 mm	1200 x 380 x 500 mm	1200 x 550 x 500 mm	1200 x 550 x 500 mm
Version	washbasin on the middle	washbasin on the middle	washbasin on the middle	washbasin on the middle
For combination with	Venticello 4113 55	Venticello 4113 55	Venticello 4113 55	Venticello 4113 55
Lighting	-	LED lighting Illuminant 1x LED / 27,9 W Energy efficiency class A-A++	-	LED lighting Illuminant 1x LED / 27,9 W Energy efficiency class A-A++
Equipped with	1x Accessories package 1 3x pull-out compartments with non-slip mat	1x Accessories package 1 3x pull-out compartments with non-slip mat	1x Accessories package 1 5x pull-out compartments with non-slip mat	1x Accessories package 1 5x pull-out compartments with non-slip mat
Note on standard	-	IP 44	-	IP 44
Installation	wall-mounted	wall-mounted	wall-mounted	wall-mounted
Scope of delivery	fastening set included	fastening set included	fastening set included	fastening set included
DH, E1, E8, FP, FQ, MS, PN, VG, VH, VJ, VK	2.067,-	2.302,-	2.411,-	2.634,-
PD	2.375,-	2.647,-	2.773,-	3.030,-

XX = Insert front and body colour









 DH = Glossy White, FP = Glossy Grey, MS = White Matt, PD = Black Matt
 Lacquer, VG = Truffle Grey, VK = Soft Grey, E1 = Santana Oak, E8 = White
 Wood, FQ = Oak Graphite, PN = Elm Impressed, VH = Arizona Oak, VJ =
 Nordic Oak

LEGATO

€ excl. VAT

registered design

Produced to order (Please note that it is not always possible to cancel or change orders!), The washbasins are to be ordered separately.

	VANITY UNIT	VANITY UNIT	VANITY UNIT	VANITY UNIT
				
Article number	B704 00 XX	B704 L0 XX	B705 00 XX	B705 L0 XX
Dimensions (w x h x d)	1000 x 380 x 500 mm	1000 x 380 x 500 mm	1000 x 550 x 500 mm	1000 x 550 x 500 mm
Version	washbasin on the middle	washbasin on the middle	washbasin on the middle	washbasin on the middle
For combination with	Venticello 4113 55	Venticello 4113 55	Venticello 4113 55	Venticello 4113 55
Lighting	-	LED lighting Illuminant 1x LED / 24,8 W Energy efficiency class A-A++	-	LED lighting Illuminant 1x LED / 24,8 W Energy efficiency class A-A++
Equipped with	1x Accessories package 1 1x pull-out compartment with non-slip mat	1x Accessories package 1 1x pull-out compartment with non-slip mat	1x Accessories package 1 2x pull-out compartments with non-slip mat	1x Accessories package 1 2x pull-out compartments with non-slip mat
Note on standard	-	IP 44	-	IP 44
Installation	wall-mounted	wall-mounted	wall-mounted	wall-mounted
Scope of delivery	fastening set included	fastening set included	fastening set included	fastening set included
DH, E1, E8, FP, FQ, MS, PN, VG, VH, VJ, VK	1.668,-	1.872,-	1.946,-	2.140,-
PD	1.918,-	2.153,-	2.238,-	2.462,-
	VANITY UNIT	VANITY UNIT	VANITY UNIT	VANITY UNIT
				
Article number	B702 00 XX	B702 L0 XX	B703 00 XX	B703 L0 XX
Dimensions (w x h x d)	800 x 380 x 500 mm	800 x 380 x 500 mm	800 x 550 x 500 mm	800 x 550 x 500 mm
Version	washbasin on the middle	washbasin on the middle	washbasin on the middle	washbasin on the middle
For combination with	Venticello 4113 55	Venticello 4113 55	Venticello 4113 55	Venticello 4113 55
Lighting	-	LED lighting Illuminant 1x LED / 21,6 W Energy efficiency class A-A++	-	LED lighting Illuminant 1x LED / 21,6 W Energy efficiency class A-A++
Equipped with	1x Accessories package 1 1x pull-out compartment with non-slip mat	1x Accessories package 1 1x pull-out compartment with non-slip mat	1x Accessories package 1 2x pull-out compartments with non-slip mat	1x Accessories package 1 2x pull-out compartments with non-slip mat
Note on standard	-	IP 44	-	IP 44
Installation	wall-mounted	wall-mounted	wall-mounted	wall-mounted
Scope of delivery	fastening set included	fastening set included	fastening set included	fastening set included
DH, E1, E8, FP, FQ, MS, PN, VG, VH, VJ, VK	1.391,-	1.582,-	1.668,-	1.849,-
PD	1.598,-	1.818,-	1.918,-	2.125,-

XX = Insert front and body colour









 DH = Glossy White, FP = Glossy Grey, MS = White Matt, PD = Black Matt
 Lacquer, VG = Truffle Grey, VK = Soft Grey, E1 = Santana Oak, E8 = White
 Wood, FQ = Oak Graphite, PN = Elm Impresso, VH = Arizona Oak, VJ =
 Nordic Oak

LEGATO

€ excl. VAT

registered design

Produced to order (Please note that it is not always possible to cancel or change orders!), The washbasins are to be ordered separately.

	VANITY UNIT	VANITY UNIT	VANITY UNIT	VANITY UNIT
				
Article number	B751 00 XX	B751 L0 XX	B752 00 XX	B752 L0 XX
Dimensions (w x h x d)	1600 x 380 x 500 mm	1600 x 380 x 500 mm	1600 x 550 x 500 mm	1600 x 550 x 500 mm
Version	for 2 washbasins	for 2 washbasins	for 2 washbasins	for 2 washbasins
For combination with	Finion 4143 61	Finion 4143 61	Finion 4143 61	Finion 4143 61
Lighting	-	LED lighting Illuminant 1x LED / 34,1 W Energy efficiency class A-A++	-	LED lighting Illuminant 1x LED / 34,1 W Energy efficiency class A-A++
Equipped with	2x Accessories package 1 2x pull-out compartments with non-slip mat	2x Accessories package 1 2x pull-out compartments with non-slip mat	2x Accessories package 1 4x pull-out compartments with non-slip mat	2x Accessories package 1 4x pull-out compartments with non-slip mat
Note on standard	-	IP 44	-	IP 44
Installation	wall-mounted	wall-mounted	wall-mounted	wall-mounted
Scope of delivery	fastening set included	fastening set included	fastening set included	fastening set included
DH, E1, E8, FP, FQ, MS, PN, VG, VH, VJ, VK	2.572,-	2.841,-	2.989,-	3.241,-
PD	2.958,-	3.266,-	3.436,-	3.727,-
	VANITY UNIT	VANITY UNIT	VANITY UNIT	VANITY UNIT
				
Article number	B745 00 XX	B745 L0 XX	B746 00 XX	B746 L0 XX
Dimensions (w x h x d)	1600 x 380 x 500 mm	1600 x 380 x 500 mm	1600 x 550 x 500 mm	1600 x 550 x 500 mm
Version	washbasin on the middle	washbasin on the middle	washbasin on the middle	washbasin on the middle
For combination with	Finion 4143 61	Finion 4143 61	Finion 4143 61	Finion 4143 61
Lighting	-	LED lighting Illuminant 1x LED / 34,1 W Energy efficiency class A-A++	-	LED lighting Illuminant 1x LED / 34,1 W Energy efficiency class A-A++
Equipped with	2x Accessories package 1 3x pull-out compartments with non-slip mat	2x Accessories package 1 3x pull-out compartments with non-slip mat	2x Accessories package 1 5x pull-out compartments with non-slip mat	2x Accessories package 1 5x pull-out compartments with non-slip mat
Note on standard	-	IP 44	-	IP 44
Installation	wall-mounted	wall-mounted	wall-mounted	wall-mounted
Scope of delivery	fastening set included	fastening set included	fastening set included	fastening set included
DH, E1, E8, FP, FQ, MS, PN, VG, VH, VJ, VK	2.620,-	2.898,-	3.037,-	3.295,-
PD	3.013,-	3.332,-	3.493,-	3.790,-

XX = Insert front and body colour









 DH = Glossy White, FP = Glossy Grey, MS = White Matt, PD = Black Matt
 Lacquer, VG = Truffle Grey, VK = Soft Grey, E1 = Santana Oak, E8 = White
 Wood, FQ = Oak Graphite, PN = Elm Impreso, VH = Arizona Oak, VJ =
 Nordic Oak

LEGATO

€ excl. VAT

registered design

Produced to order (Please note that it is not always possible to cancel or change orders!), The washbasins are to be ordered separately.

	VANITY UNIT	VANITY UNIT	VANITY UNIT	VANITY UNIT
				
Article number	B747 00 XX	B747 L0 XX	B748 00 XX	B748 L0 XX
Dimensions (w x h x d)	1600 x 380 x 500 mm	1600 x 380 x 500 mm	1600 x 550 x 500 mm	1600 x 550 x 500 mm
Version	washbasin on left	washbasin on left	washbasin on left	washbasin on left
For combination with	Finion 4143 61	Finion 4143 61	Finion 4143 61	Finion 4143 61
Lighting	-	LED lighting Illuminant 1x LED / 34,1 W Energy efficiency class A-A++	-	LED lighting Illuminant 1x LED / 34,1 W Energy efficiency class A-A++
Equipped with	2x Accessories package 1 2x pull-out compartments with non-slip mat	2x Accessories package 1 2x pull-out compartments with non-slip mat	2x Accessories package 1 4x pull-out compartments with non-slip mat	2x Accessories package 1 4x pull-out compartments with non-slip mat
Note on standard	-	IP 44	-	IP 44
Installation	wall-mounted	wall-mounted	wall-mounted	wall-mounted
Scope of delivery	fastening set included	fastening set included	fastening set included	fastening set included
DH, E1, E8, FP, FQ, MS, PN, VG, VH, VJ, VK	2.501,-	2.773,-	2.918,-	3.173,-
PD	2.878,-	3.189,-	3.357,-	3.649,-
	VANITY UNIT	VANITY UNIT	VANITY UNIT	VANITY UNIT
				
Article number	B749 00 XX	B749 L0 XX	B750 00 XX	B750 L0 XX
Dimensions (w x h x d)	1600 x 380 x 500 mm	1600 x 380 x 500 mm	1600 x 550 x 500 mm	1600 x 550 x 500 mm
Version	washbasin on right	washbasin on right	washbasin on right	washbasin on right
For combination with	Finion 4143 61	Finion 4143 61	Finion 4143 61	Finion 4143 61
Lighting	-	LED lighting Illuminant 1x LED / 34,1 W Energy efficiency class A-A++	-	LED lighting Illuminant 1x LED / 34,1 W Energy efficiency class A-A++
Equipped with	2x Accessories package 1 2x pull-out compartments with non-slip mat	2x Accessories package 1 2x pull-out compartments with non-slip mat	2x Accessories package 1 4x pull-out compartments with non-slip mat	2x Accessories package 1 4x pull-out compartments with non-slip mat
Note on standard	-	IP 44	-	IP 44
Installation	wall-mounted	wall-mounted	wall-mounted	wall-mounted
Scope of delivery	fastening set included	fastening set included	fastening set included	fastening set included
DH, E1, E8, FP, FQ, MS, PN, VG, VH, VJ, VK	2.501,-	2.773,-	2.918,-	3.173,-
PD	2.878,-	3.189,-	3.357,-	3.649,-

XX = Insert front and body colour





 DH = Glossy White, FP = Glossy Grey, MS = White Matt, PD = Black Matt
 Lacquer, VG = Truffle Grey, VK = Soft Grey, E1 = Santana Oak, E8 = White
 Wood, FQ = Oak Graphite, PN = Elm Impreso, VH = Arizona Oak, VJ =
 Nordic Oak





LEGATO

€ excl. VAT

registered design

Produced to order (Please note that it is not always possible to cancel or change orders!), The washbasins are to be ordered separately.

	VANITY UNIT	VANITY UNIT	VANITY UNIT	VANITY UNIT
				
Article number	B743 00 XX	B743 L0 XX	B744 00 XX	B744 L0 XX
Dimensions (w x h x d)	1400 x 380 x 500 mm	1400 x 380 x 500 mm	1400 x 550 x 500 mm	1400 x 550 x 500 mm
Version	washbasin on the middle	washbasin on the middle	washbasin on the middle	washbasin on the middle
For combination with	Finion 4143 61	Finion 4143 61	Finion 4143 61	Finion 4143 61
Lighting	-	LED lighting Illuminant 1x LED / 31 W Energy efficiency class A-A++	-	LED lighting Illuminant 1x LED / 31 W Energy efficiency class A-A++
Equipped with	2x Accessories package 1 3x pull-out compartments with non-slip mat	2x Accessories package 1 3x pull-out compartments with non-slip mat	2x Accessories package 1 5x pull-out compartments with non-slip mat	2x Accessories package 1 5x pull-out compartments with non-slip mat
Note on standard	-	IP 44	-	IP 44
Installation	wall-mounted	wall-mounted	wall-mounted	wall-mounted
Scope of delivery	fastening set included	fastening set included	fastening set included	fastening set included
DH, E1, E8, FP, FQ, MS, PN, VG, VH, VJ, VK	2.342,-	2.604,-	2.759,-	3.004,-
PD	2.692,-	2.996,-	3.173,-	3.456,-

	VANITY UNIT	VANITY UNIT	VANITY UNIT	VANITY UNIT
				
Article number	B741 00 XX	B741 L0 XX	B742 00 XX	B742 L0 XX
Dimensions (w x h x d)	1200 x 380 x 500 mm	1200 x 380 x 500 mm	1200 x 550 x 500 mm	1200 x 550 x 500 mm
Version	washbasin on the middle	washbasin on the middle	washbasin on the middle	washbasin on the middle
For combination with	Finion 4143 61	Finion 4143 61	Finion 4143 61	Finion 4143 61
Lighting	-	LED lighting Illuminant 1x LED / 27,9 W Energy efficiency class A-A++	-	LED lighting Illuminant 1x LED / 27,9 W Energy efficiency class A-A++
Equipped with	1x Accessories package 1 3x pull-out compartments with non-slip mat	1x Accessories package 1 3x pull-out compartments with non-slip mat	1x Accessories package 1 5x pull-out compartments with non-slip mat	1x Accessories package 1 5x pull-out compartments with non-slip mat
Note on standard	-	IP 44	-	IP 44
Installation	wall-mounted	wall-mounted	wall-mounted	wall-mounted
Scope of delivery	fastening set included	fastening set included	fastening set included	fastening set included
DH, E1, E8, FP, FQ, MS, PN, VG, VH, VJ, VK	2.067,-	2.302,-	2.411,-	2.634,-
PD	2.375,-	2.647,-	2.773,-	3.030,-

XX = Insert front and body colour





 DH = Glossy White, FP = Glossy Grey, MS = White Matt, PD = Black Matt
 Lacquer, VG = Truffle Grey, VK = Soft Grey, E1 = Santana Oak, E8 = White
 Wood, FQ = Oak Graphite, PN = Elm Impreso, VH = Arizona Oak, VJ =
 Nordic Oak

LEGATO

€ excl. VAT

registered design

Produced to order (Please note that it is not always possible to cancel or change orders!), The washbasins are to be ordered separately.

	VANITY UNIT	VANITY UNIT	VANITY UNIT	VANITY UNIT
				
Article number	B739 00 XX	B739 L0 XX	B740 00 XX	B740 L0 XX
Dimensions (w x h x d)	1000 x 380 x 500 mm	1000 x 380 x 500 mm	1000 x 550 x 500 mm	1000 x 550 x 500 mm
Version	washbasin on the middle	washbasin on the middle	washbasin on the middle	washbasin on the middle
For combination with	Finion 4143 61	Finion 4143 61	Finion 4143 61	Finion 4143 61
Lighting	-	LED lighting Illuminant 1x LED / 24,8 W Energy efficiency class A-A++	-	LED lighting Illuminant 1x LED / 24,8 W Energy efficiency class A-A++
Equipped with	1x Accessories package 1 1x pull-out compartment with non-slip mat	1x Accessories package 1 1x pull-out compartment with non-slip mat	1x Accessories package 1 2x pull-out compartments with non-slip mat	1x Accessories package 1 2x pull-out compartments with non-slip mat
Note on standard	-	IP 44	-	IP 44
Installation	wall-mounted	wall-mounted	wall-mounted	wall-mounted
Scope of delivery	fastening set included	fastening set included	fastening set included	fastening set included
DH, E1, E8, FP, FQ, MS, PN, VG, VH, VJ, VK	1.670,-	1.873,-	1.947,-	2.140,-
PD	1.919,-	2.155,-	2.240,-	2.462,-
	VANITY UNIT	VANITY UNIT	VANITY UNIT	VANITY UNIT
				
Article number	B737 00 XX	B737 L0 XX	B738 00 XX	B738 L0 XX
Dimensions (w x h x d)	800 x 380 x 500 mm	800 x 380 x 500 mm	800 x 550 x 500 mm	800 x 550 x 500 mm
Version	washbasin on the middle	washbasin on the middle	washbasin on the middle	washbasin on the middle
For combination with	Finion 4143 61	Finion 4143 61	Finion 4143 61	Finion 4143 61
Lighting	-	LED lighting Illuminant 1x LED / 21,6 W Energy efficiency class A-A++	-	LED lighting Illuminant 1x LED / 21,6 W Energy efficiency class A-A++
Equipped with	1x Accessories package 1 1x pull-out compartment with non-slip mat	1x Accessories package 1 1x pull-out compartment with non-slip mat	1x Accessories package 1 2x pull-out compartments with non-slip mat	1x Accessories package 1 2x pull-out compartments with non-slip mat
Note on standard	-	IP 44	-	IP 44
Installation	wall-mounted	wall-mounted	wall-mounted	wall-mounted
Scope of delivery	fastening set included	fastening set included	fastening set included	fastening set included
DH, E1, E8, FP, FQ, MS, PN, VG, VH, VJ, VK	1.392,-	1.583,-	1.670,-	1.849,-
PD	1.601,-	1.819,-	1.919,-	2.125,-

XX = Insert front and body colour



 DH = Glossy White, FP = Glossy Grey, MS = White Matt, PD = Black Matt
 Lacquer, VG = Truffle Grey, VK = Soft Grey, E1 = Santana Oak, E8 = White
 Wood, FQ = Oak Graphite, PN = Elm Impressed, VH = Arizona Oak, VJ =
 Nordic Oak



LEGATO

€ excl. VAT

registered design

Produced to order (Please note that it is not always possible to cancel or change orders!), The washbasins are to be ordered separately.

	VANITY UNIT	VANITY UNIT	VANITY UNIT	VANITY UNIT
				
Article number	B767 00 XX	B767 L0 XX	B768 00 XX	B768 L0 XX
Dimensions (w x h x d)	1600 x 380 x 500 mm	1600 x 380 x 500 mm	1600 x 550 x 500 mm	1600 x 550 x 500 mm
Version	for 2 washbasins	for 2 washbasins	for 2 washbasins	for 2 washbasins
For combination with	Finion 4142 60/61/64 Memento 2.0 4A07 60/61	Finion 4142 60/61/64 Memento 2.0 4A07 60/61	Finion 4142 60/61/64 Memento 2.0 4A07 60/61	Finion 4142 60/61/64 Memento 2.0 4A07 60/61
Lighting	-	LED lighting Illuminant 1x LED / 34,1 W Energy efficiency class A-A++	-	LED lighting Illuminant 1x LED / 34,1 W Energy efficiency class A-A++
Equipped with	2x Accessories package 1 2x pull-out compartments with non-slip mat	2x Accessories package 1 2x pull-out compartments with non-slip mat	2x Accessories package 1 4x pull-out compartments with non-slip mat	2x Accessories package 1 4x pull-out compartments with non-slip mat
Note on standard	-	IP 44	-	IP 44
Installation	wall-mounted	wall-mounted	wall-mounted	wall-mounted
Scope of delivery	fastening set included	fastening set included	fastening set included	fastening set included
DH, E1, E8, FP, FQ, MS, PN, VG, VH, VJ, VK	2.572,-	2.841,-	2.989,-	3.241,-
PD	2.958,-	3.266,-	3.436,-	3.727,-

	VANITY UNIT	VANITY UNIT	VANITY UNIT	VANITY UNIT
				
Article number	B761 00 XX	B761 L0 XX	B762 00 XX	B762 L0 XX
Dimensions (w x h x d)	1600 x 380 x 500 mm	1600 x 380 x 500 mm	1600 x 550 x 500 mm	1600 x 550 x 500 mm
Version	washbasin on the middle	washbasin on the middle	washbasin on the middle	washbasin on the middle
For combination with	Finion 4142 60/61/64 Memento 2.0 4A07 60/61	Finion 4142 60/61/64 Memento 2.0 4A07 60/61	Finion 4142 60/61/64 Memento 2.0 4A07 60/61	Finion 4142 60/61/64 Memento 2.0 4A07 60/61
Lighting	-	LED lighting Illuminant 1x LED / 34,1 W Energy efficiency class A-A++	-	LED lighting Illuminant 1x LED / 34,1 W Energy efficiency class A-A++
Equipped with	2x Accessories package 1 3x pull-out compartments with non-slip mat	2x Accessories package 1 3x pull-out compartments with non-slip mat	2x Accessories package 1 5x pull-out compartments with non-slip mat	2x Accessories package 1 5x pull-out compartments with non-slip mat
Note on standard	-	IP 44	-	IP 44
Installation	wall-mounted	wall-mounted	wall-mounted	wall-mounted
Scope of delivery	fastening set included	fastening set included	fastening set included	fastening set included
DH, E1, E8, FP, FQ, MS, PN, VG, VH, VJ, VK	2.620,-	2.898,-	3.037,-	3.295,-
PD	3.013,-	3.332,-	3.493,-	3.790,-

XX = Insert front and body colour





 DH = Glossy White, FP = Glossy Grey, MS = White Matt, PD = Black Matt
 Lacquer, VG = Truffle Grey, VK = Soft Grey, E1 = Santana Oak, E8 = White
 Wood, FQ = Oak Graphite, PN = Elm Impreso, VH = Arizona Oak, VJ =
 Nordic Oak

LEGATO

€ excl. VAT

registered design

Produced to order (Please note that it is not always possible to cancel or change orders!), The washbasins are to be ordered separately.

	VANITY UNIT	VANITY UNIT	VANITY UNIT	VANITY UNIT
				
Article number	B763 00 XX	B763 L0 XX	B764 00 XX	B764 L0 XX
Dimensions (w x h x d)	1600 x 380 x 500 mm	1600 x 380 x 500 mm	1600 x 550 x 500 mm	1600 x 550 x 500 mm
Version	washbasin on left	washbasin on left	washbasin on left	washbasin on left
For combination with	Finion 4142 60/61/64 Memento 2.0 4A07 60/61	Finion 4142 60/61/64 Memento 2.0 4A07 60/61	Finion 4142 60/61/64 Memento 2.0 4A07 60/61	Finion 4142 60/61/64 Memento 2.0 4A07 60/61
Lighting	-	LED lighting Illuminant 1x LED / 34,1 W Energy efficiency class A-A++	-	LED lighting Illuminant 1x LED / 34,1 W Energy efficiency class A-A++
Equipped with	2x Accessories package 1 2x pull-out compartments with non-slip mat	2x Accessories package 1 2x pull-out compartments with non-slip mat	2x Accessories package 1 4x pull-out compartments with non-slip mat	2x Accessories package 1 4x pull-out compartments with non-slip mat
Note on standard	-	IP 44	-	IP 44
Installation	wall-mounted	wall-mounted	wall-mounted	wall-mounted
Scope of delivery	fastening set included	fastening set included	fastening set included	fastening set included
DH, E1, E8, FP, FQ, MS, PN, VG, VH, VJ, VK	2.501,-	2.773,-	2.918,-	3.173,-
PD	2.878,-	3.189,-	3.357,-	3.649,-
	VANITY UNIT	VANITY UNIT	VANITY UNIT	VANITY UNIT
				
Article number	B765 00 XX	B765 L0 XX	B766 00 XX	B766 L0 XX
Dimensions (w x h x d)	1600 x 380 x 500 mm	1600 x 380 x 500 mm	1600 x 550 x 500 mm	1600 x 550 x 500 mm
Version	washbasin on right	washbasin on right	washbasin on right	washbasin on right
For combination with	Finion 4142 60/61/64 Memento 2.0 4A07 60/61	Finion 4142 60/61/64 Memento 2.0 4A07 60/61	Finion 4142 60/61/64 Memento 2.0 4A07 60/61	Finion 4142 60/61/64 Memento 2.0 4A07 60/61
Lighting	-	LED lighting Illuminant 1x LED / 34,1 W Energy efficiency class A-A++	-	LED lighting Illuminant 1x LED / 34,1 W Energy efficiency class A-A++
Equipped with	2x Accessories package 1 2x pull-out compartments with non-slip mat	2x Accessories package 1 2x pull-out compartments with non-slip mat	2x Accessories package 1 4x pull-out compartments with non-slip mat	2x Accessories package 1 4x pull-out compartments with non-slip mat
Note on standard	-	IP 44	-	IP 44
Installation	wall-mounted	wall-mounted	wall-mounted	wall-mounted
Scope of delivery	fastening set included	fastening set included	fastening set included	fastening set included
DH, E1, E8, FP, FQ, MS, PN, VG, VH, VJ, VK	2.501,-	2.773,-	2.918,-	3.173,-
PD	2.878,-	3.189,-	3.357,-	3.649,-

XX = Insert front and body colour









 DH = Glossy White, FP = Glossy Grey, MS = White Matt, PD = Black Matt
 Lacquer, VG = Truffle Grey, VK = Soft Grey, E1 = Santana Oak, E8 = White
 Wood, FQ = Oak Graphite, PN = Elm Impreso, VH = Arizona Oak, VJ =
 Nordic Oak

LEGATO

€ excl. VAT

registered design

Produced to order (Please note that it is not always possible to cancel or change orders!), The washbasins are to be ordered separately.

	VANITY UNIT	VANITY UNIT	VANITY UNIT	VANITY UNIT
				
Article number	B759 00 XX	B759 L0 XX	B760 00 XX	B760 L0 XX
Dimensions (w x h x d)	1400 x 380 x 500 mm	1400 x 380 x 500 mm	1400 x 550 x 500 mm	1400 x 550 x 500 mm
Version	washbasin on the middle	washbasin on the middle	washbasin on the middle	washbasin on the middle
For combination with	Finion 4142 60/61/64 Memento 2.0 4A07 60/61	Finion 4142 60/61/64 Memento 2.0 4A07 60/61	Finion 4142 60/61/64 Memento 2.0 4A07 60/61	Finion 4142 60/61/64 Memento 2.0 4A07 60/61
Lighting	-	LED lighting Illuminant 1x LED / 31 W Energy efficiency class A-A++	-	LED lighting Illuminant 1x LED / 31 W Energy efficiency class A-A++
Equipped with	2x Accessories package 1 3x pull-out compartments with non-slip mat	2x Accessories package 1 3x pull-out compartments with non-slip mat	2x Accessories package 1 5x pull-out compartments with non-slip mat	2x Accessories package 1 5x pull-out compartments with non-slip mat
Note on standard	-	IP 44	-	IP 44
Installation	wall-mounted	wall-mounted	wall-mounted	wall-mounted
Scope of delivery	fastening set included	fastening set included	fastening set included	fastening set included
DH, E1, E8, FP, FQ, MS, PN, VG, VH, VJ, VK	2.342,-	2.604,-	2.759,-	3.004,-
PD	2.692,-	2.996,-	3.173,-	3.456,-
	VANITY UNIT	VANITY UNIT	VANITY UNIT	VANITY UNIT
				
Article number	B757 00 XX	B757 L0 XX	B758 00 XX	B758 L0 XX
Dimensions (w x h x d)	1200 x 380 x 500 mm	1200 x 380 x 500 mm	1200 x 550 x 500 mm	1200 x 550 x 500 mm
Version	washbasin on the middle	washbasin on the middle	washbasin on the middle	washbasin on the middle
For combination with	Finion 4142 60/61/64 Memento 2.0 4A07 60/61	Finion 4142 60/61/64 Memento 2.0 4A07 60/61	Finion 4142 60/61/64 Memento 2.0 4A07 60/61	Finion 4142 60/61/64 Memento 2.0 4A07 60/61
Lighting	-	LED lighting Illuminant 1x LED / 27,9 W Energy efficiency class A-A++	-	LED lighting Illuminant 1x LED / 27,9 W Energy efficiency class A-A++
Equipped with	1x Accessories package 1 3x pull-out compartments with non-slip mat	1x Accessories package 1 3x pull-out compartments with non-slip mat	1x Accessories package 1 5x pull-out compartments with non-slip mat	1x Accessories package 1 5x pull-out compartments with non-slip mat
Note on standard	-	IP 44	-	IP 44
Installation	wall-mounted	wall-mounted	wall-mounted	wall-mounted
Scope of delivery	fastening set included	fastening set included	fastening set included	fastening set included
DH, E1, E8, FP, FQ, MS, PN, VG, VH, VJ, VK	2.067,-	2.302,-	2.411,-	2.634,-
PD	2.375,-	2.647,-	2.773,-	3.030,-

XX = Insert front and body colour









 DH = Glossy White, FP = Glossy Grey, MS = White Matt, PD = Black Matt
 Lacquer, VG = Truffle Grey, VK = Soft Grey, E1 = Santana Oak, E8 = White
 Wood, FQ = Oak Graphite, PN = Elm Impreso, VH = Arizona Oak, VJ =
 Nordic Oak

LEGATO

€ excl. VAT

registered design

Produced to order (Please note that it is not always possible to cancel or change orders!), The washbasins are to be ordered separately.

	VANITY UNIT	VANITY UNIT	VANITY UNIT	VANITY UNIT
				
Article number	B755 00 XX	B755 L0 XX	B756 00 XX	B756 L0 XX
Dimensions (w x h x d)	1000 x 380 x 500 mm	1000 x 380 x 500 mm	1000 x 550 x 500 mm	1000 x 550 x 500 mm
Version	washbasin on the middle	washbasin on the middle	washbasin on the middle	washbasin on the middle
For combination with	Finion 4142 60/61/64 Memento 2.0 4A07 60/61	Finion 4142 60/61/64 Memento 2.0 4A07 60/61	Finion 4142 60/61/64 Memento 2.0 4A07 60/61	Finion 4142 60/61/64 Memento 2.0 4A07 60/61
Lighting	-	LED lighting Illuminant 1x LED / 24,8 W Energy efficiency class A-A++	-	LED lighting Illuminant 1x LED / 24,8 W Energy efficiency class A-A++
Equipped with	1x Accessories package 1 1x pull-out compartment with non-slip mat	1x Accessories package 1 1x pull-out compartment with non-slip mat	1x Accessories package 1 2x pull-out compartments with non-slip mat	1x Accessories package 1 2x pull-out compartments with non-slip mat
Note on standard	-	IP 44	-	IP 44
Installation	wall-mounted	wall-mounted	wall-mounted	wall-mounted
Scope of delivery	fastening set included	fastening set included	fastening set included	fastening set included
DH, E1, E8, FP, FQ, MS, PN, VG, VH, VJ, VK	1.670,-	1.873,-	1.947,-	2.140,-
PD	1.919,-	2.155,-	2.240,-	2.462,-
	VANITY UNIT	VANITY UNIT	VANITY UNIT	VANITY UNIT
				
Article number	B753 00 XX	B753 L0 XX	B754 00 XX	B754 L0 XX
Dimensions (w x h x d)	800 x 380 x 500 mm	800 x 380 x 500 mm	800 x 550 x 500 mm	800 x 550 x 500 mm
Version	washbasin on the middle	washbasin on the middle	washbasin on the middle	washbasin on the middle
For combination with	Finion 4142 60/61/64 Memento 2.0 4A07 60/61	Finion 4142 60/61/64 Memento 2.0 4A07 60/61	Finion 4142 60/61/64 Memento 2.0 4A07 60/61	Finion 4142 60/61/64 Memento 2.0 4A07 60/61
Lighting	-	LED lighting Illuminant 1x LED / 21,6 W Energy efficiency class A-A++	-	LED lighting Illuminant 1x LED / 21,6 W Energy efficiency class A-A++
Equipped with	1x Accessories package 1 1x pull-out compartment with non-slip mat	1x Accessories package 1 1x pull-out compartment with non-slip mat	1x Accessories package 1 2x pull-out compartments with non-slip mat	1x Accessories package 1 2x pull-out compartments with non-slip mat
Note on standard	-	IP 44	-	IP 44
Installation	wall-mounted	wall-mounted	wall-mounted	wall-mounted
Scope of delivery	fastening set included	fastening set included	fastening set included	fastening set included
DH, E1, E8, FP, FQ, MS, PN, VG, VH, VJ, VK	1.392,-	1.583,-	1.670,-	1.849,-
PD	1.601,-	1.819,-	1.919,-	2.125,-

XX = Insert front and body colour









 DH = Glossy White, FP = Glossy Grey, MS = White Matt, PD = Black Matt
 Lacquer, VG = Truffle Grey, VK = Soft Grey, E1 = Santana Oak, E8 = White
 Wood, FQ = Oak Graphite, PN = Elm Impreso, VH = Arizona Oak, VJ =
 Nordic Oak

LEGATO

€ excl. VAT

registered design

Produced to order (Please note that it is not always possible to cancel or change orders!), The washbasins are to be ordered separately.

	VANITY UNIT	VANITY UNIT	VANITY UNIT	VANITY UNIT
				
Article number	B789 00 XX	B789 L0 XX	B790 00 XX	B790 L0 XX
Dimensions (w x h x d)	1600 x 380 x 500 mm	1600 x 380 x 500 mm	1600 x 550 x 500 mm	1600 x 550 x 500 mm
Version	for 2 washbasins	for 2 washbasins	for 2 washbasins	for 2 washbasins
For combination with	Collaro 4A15 51, 4A17 51	Collaro 4A15 51, 4A17 51	Collaro 4A15 51, 4A17 51	Collaro 4A15 51, 4A17 51
Lighting	-	LED lighting Illuminant 1x LED / 34,1 W Energy efficiency class A-A++	-	LED lighting Illuminant 1x LED / 34,1 W Energy efficiency class A-A++
Equipped with	2x Accessories package 1 2x pull-out compartments with non-slip mat	2x Accessories package 1 2x pull-out compartments with non-slip mat	2x Accessories package 1 4x pull-out compartments with non-slip mat	2x Accessories package 1 4x pull-out compartments with non-slip mat
Note on standard	-	IP 44	-	IP 44
Installation	wall-mounted	wall-mounted	wall-mounted	wall-mounted
Scope of delivery	fastening set included	fastening set included	fastening set included	fastening set included
Please note	installation of surface-mounted washbasin with tap hole surface on left or right	installation of surface-mounted washbasin with tap hole surface on left or right	installation of surface-mounted washbasin with tap hole surface on left or right	installation of surface-mounted washbasin with tap hole surface on left or right
DH, E1, E8, FP, FQ, MS, PN, VG, VH, VJ, VK	2.572,-	2.841,-	2.989,-	3.241,-
PD	2.958,-	3.266,-	3.436,-	3.727,-
	VANITY UNIT	VANITY UNIT	VANITY UNIT	VANITY UNIT
				
Article number	B783 00 XX	B783 L0 XX	B784 00 XX	B784 L0 XX
Dimensions (w x h x d)	1600 x 380 x 500 mm	1600 x 380 x 500 mm	1600 x 550 x 500 mm	1600 x 550 x 500 mm
Version	washbasin on the middle	washbasin on the middle	washbasin on the middle	washbasin on the middle
For combination with	Collaro 4A15 51, 4A17 51	Collaro 4A15 51, 4A17 51	Collaro 4A15 51, 4A17 51	Collaro 4A15 51, 4A17 51
Lighting	-	LED lighting Illuminant 1x LED / 34,1 W Energy efficiency class A-A++	-	LED lighting Illuminant 1x LED / 34,1 W Energy efficiency class A-A++
Equipped with	2x Accessories package 1 3x pull-out compartments with non-slip mat	2x Accessories package 1 3x pull-out compartments with non-slip mat	2x Accessories package 1 5x pull-out compartments with non-slip mat	2x Accessories package 1 5x pull-out compartments with non-slip mat
Note on standard	-	IP 44	-	IP 44
Installation	wall-mounted	wall-mounted	wall-mounted	wall-mounted
Scope of delivery	fastening set included	fastening set included	fastening set included	fastening set included
Please note	installation of surface-mounted washbasin with tap hole surface on left or right	installation of surface-mounted washbasin with tap hole surface on left or right	installation of surface-mounted washbasin with tap hole surface on left or right	installation of surface-mounted washbasin with tap hole surface on left or right
DH, E1, E8, FP, FQ, MS, PN, VG, VH, VJ, VK	2.620,-	2.898,-	3.037,-	3.295,-
PD	3.013,-	3.332,-	3.493,-	3.790,-

XX = Insert front and body colour





 DH = Glossy White, FP = Glossy Grey, MS = White Matt, PD = Black Matt
 Lacquer, VG = Truffle Grey, VK = Soft Grey, E1 = Santana Oak, E8 = White
 Wood, FQ = Oak Graphite, PN = Elm Impreso, VH = Arizona Oak, VJ =
 Nordic Oak





LEGATO

€ excl. VAT

registered design

Produced to order (Please note that it is not always possible to cancel or change orders!), The washbasins are to be ordered separately.

	VANITY UNIT	VANITY UNIT	VANITY UNIT	VANITY UNIT
				
Article number	B785 00 XX	B785 L0 XX	B786 00 XX	B786 L0 XX
Dimensions (w x h x d)	1600 x 380 x 500 mm	1600 x 380 x 500 mm	1600 x 550 x 500 mm	1600 x 550 x 500 mm
Version	washbasin on left	washbasin on left	washbasin on left	washbasin on left
For combination with	Collaro 4A15 51, 4A17 51	Collaro 4A15 51, 4A17 51	Collaro 4A15 51, 4A17 51	Collaro 4A15 51, 4A17 51
Lighting	-	LED lighting Illuminant 1x LED / 34,1 W Energy efficiency class A-A++	-	LED lighting Illuminant 1x LED / 34,1 W Energy efficiency class A-A++
Equipped with	2x Accessories package 1 2x pull-out compartments with non-slip mat	2x Accessories package 1 2x pull-out compartments with non-slip mat	2x Accessories package 1 4x pull-out compartments with non-slip mat	2x Accessories package 1 4x pull-out compartments with non-slip mat
Note on standard	-	IP 44	-	IP 44
Installation	wall-mounted	wall-mounted	wall-mounted	wall-mounted
Scope of delivery	fastening set included	fastening set included	fastening set included	fastening set included
Please note	installation of surface-mounted washbasin with tap hole surface on left or right	installation of surface-mounted washbasin with tap hole surface on left or right	installation of surface-mounted washbasin with tap hole surface on left or right	installation of surface-mounted washbasin with tap hole surface on left or right
DH, E1, E8, FP, FQ, MS, PN, VG, VH, VJ, VK	2.501,-	2.773,-	2.918,-	3.173,-
PD	2.878,-	3.189,-	3.357,-	3.649,-

	VANITY UNIT	VANITY UNIT	VANITY UNIT	VANITY UNIT
				
Article number	B787 00 XX	B787 L0 XX	B788 00 XX	B788 L0 XX
Dimensions (w x h x d)	1600 x 380 x 500 mm	1600 x 380 x 500 mm	1600 x 550 x 500 mm	1600 x 550 x 500 mm
Version	washbasin on right	washbasin on right	washbasin on right	washbasin on right
For combination with	Collaro 4A15 51, 4A17 51	Collaro 4A15 51, 4A17 51	Collaro 4A15 51, 4A17 51	Collaro 4A15 51, 4A17 51
Lighting	-	LED lighting Illuminant 1x LED / 34,1 W Energy efficiency class A-A++	-	LED lighting Illuminant 1x LED / 34,1 W Energy efficiency class A-A++
Equipped with	2x Accessories package 1 2x pull-out compartments with non-slip mat	2x Accessories package 1 2x pull-out compartments with non-slip mat	2x Accessories package 1 4x pull-out compartments with non-slip mat	2x Accessories package 1 4x pull-out compartments with non-slip mat
Note on standard	-	IP 44	-	IP 44
Installation	wall-mounted	wall-mounted	wall-mounted	wall-mounted
Scope of delivery	fastening set included	fastening set included	fastening set included	fastening set included
Please note	installation of surface-mounted washbasin with tap hole surface on left or right	installation of surface-mounted washbasin with tap hole surface on left or right	installation of surface-mounted washbasin with tap hole surface on left or right	installation of surface-mounted washbasin with tap hole surface on left or right
DH, E1, E8, FP, FQ, MS, PN, VG, VH, VJ, VK	2.501,-	2.773,-	2.918,-	3.173,-
PD	2.878,-	3.189,-	3.357,-	3.649,-

XX = Insert front and body colour



 DH = Glossy White, FP = Glossy Grey, MS = White Matt, PD = Black Matt
 Lacquer, VG = Truffle Grey, VK = Soft Grey, E1 = Santana Oak, E8 = White
 Wood, FQ = Oak Graphite, PN = Elm Impresso, VH = Arizona Oak, VJ =
 Nordic Oak



LEGATO

€ excl. VAT

registered design

Produced to order (Please note that it is not always possible to cancel or change orders!), The washbasins are to be ordered separately.

	VANITY UNIT	VANITY UNIT	VANITY UNIT	VANITY UNIT
				
Article number	B781 00 XX	B781 L0 XX	B782 00 XX	B782 L0 XX
Dimensions (w x h x d)	1400 x 380 x 500 mm	1400 x 380 x 500 mm	1400 x 550 x 500 mm	1400 x 550 x 500 mm
Version	for 2 washbasins	for 2 washbasins	for 2 washbasins	for 2 washbasins
For combination with	Collaro 4A15 51, 4A17 51	Collaro 4A15 51, 4A17 51	Collaro 4A15 51, 4A17 51	Collaro 4A15 51, 4A17 51
Lighting	-	LED lighting Illuminant 1x LED / 31 W Energy efficiency class A-A++	-	LED lighting Illuminant 1x LED / 31 W Energy efficiency class A-A++
Equipped with	2x Accessories package 1 2x pull-out compartments with non-slip mat	2x Accessories package 1 2x pull-out compartments with non-slip mat	2x Accessories package 1 4x pull-out compartments with non-slip mat	2x Accessories package 1 4x pull-out compartments with non-slip mat
Note on standard	-	IP 44	-	IP 44
Installation	wall-mounted	wall-mounted	wall-mounted	wall-mounted
Scope of delivery	fastening set included	fastening set included	fastening set included	fastening set included
Please note	installation of surface-mounted washbasin with tap hole surface on left or right	installation of surface-mounted washbasin with tap hole surface on left or right	installation of surface-mounted washbasin with tap hole surface on left or right	installation of surface-mounted washbasin with tap hole surface on left or right
DH, E1, E8, FP, FQ, MS, PN, VG, VH, VJ, VK	2.294,-	2.550,-	2.711,-	2.948,-
PD	2.639,-	2.932,-	3.115,-	3.390,-

	VANITY UNIT	VANITY UNIT	VANITY UNIT	VANITY UNIT
				
Article number	B775 00 XX	B775 L0 XX	B776 00 XX	B776 L0 XX
Dimensions (w x h x d)	1400 x 380 x 500 mm	1400 x 380 x 500 mm	1400 x 550 x 500 mm	1400 x 550 x 500 mm
Version	washbasin on the middle	washbasin on the middle	washbasin on the middle	washbasin on the middle
For combination with	Collaro 4A15 51, 4A17 51	Collaro 4A15 51, 4A17 51	Collaro 4A15 51, 4A17 51	Collaro 4A15 51, 4A17 51
Lighting	-	LED lighting Illuminant 1x LED / 31 W Energy efficiency class A-A++	-	LED lighting Illuminant 1x LED / 31 W Energy efficiency class A-A++
Equipped with	2x Accessories package 1 3x pull-out compartments with non-slip mat	2x Accessories package 1 3x pull-out compartments with non-slip mat	2x Accessories package 1 5x pull-out compartments with non-slip mat	2x Accessories package 1 5x pull-out compartments with non-slip mat
Note on standard	-	IP 44	-	IP 44
Installation	wall-mounted	wall-mounted	wall-mounted	wall-mounted
Scope of delivery	fastening set included	fastening set included	fastening set included	fastening set included
Please note	installation of surface-mounted washbasin with tap hole surface on left or right	installation of surface-mounted washbasin with tap hole surface on left or right	installation of surface-mounted washbasin with tap hole surface on left or right	installation of surface-mounted washbasin with tap hole surface on left or right
DH, E1, E8, FP, FQ, MS, PN, VG, VH, VJ, VK	2.342,-	2.604,-	2.759,-	3.004,-
PD	2.692,-	2.996,-	3.173,-	3.456,-

XX = Insert front and body colour



 DH = Glossy White, FP = Glossy Grey, MS = White Matt, PD = Black Matt
 Lacquer, VG = Truffle Grey, VK = Soft Grey, E1 = Santana Oak, E8 = White
 Wood, FQ = Oak Graphite, PN = Elm Impresso, VH = Arizona Oak, VJ =
 Nordic Oak



LEGATO

€ excl. VAT

registered design

Produced to order (Please note that it is not always possible to cancel or change orders!), The washbasins are to be ordered separately.

	VANITY UNIT	VANITY UNIT	VANITY UNIT	VANITY UNIT
				
Article number	B777 00 XX	B777 L0 XX	B778 00 XX	B778 L0 XX
Dimensions (w x h x d)	1400 x 380 x 500 mm	1400 x 380 x 500 mm	1400 x 550 x 500 mm	1400 x 550 x 500 mm
Version	washbasin on left	washbasin on left	washbasin on left	washbasin on left
For combination with	Collaro 4A15 51, 4A17 51	Collaro 4A15 51, 4A17 51	Collaro 4A15 51, 4A17 51	Collaro 4A15 51, 4A17 51
Lighting	-	LED lighting Illuminant 1x LED / 31 W Energy efficiency class A-A++	-	LED lighting Illuminant 1x LED / 31 W Energy efficiency class A-A++
Equipped with	2x Accessories package 1 2x pull-out compartments with non-slip mat	2x Accessories package 1 2x pull-out compartments with non-slip mat	2x Accessories package 1 4x pull-out compartments with non-slip mat	2x Accessories package 1 4x pull-out compartments with non-slip mat
Note on standard	-	IP 44	-	IP 44
Installation	wall-mounted	wall-mounted	wall-mounted	wall-mounted
Scope of delivery	fastening set included	fastening set included	fastening set included	fastening set included
Please note	installation of surface-mounted washbasin with tap hole surface on left or right	installation of surface-mounted washbasin with tap hole surface on left or right	installation of surface-mounted washbasin with tap hole surface on left or right	installation of surface-mounted washbasin with tap hole surface on left or right
DH, E1, E8, FP, FQ, MS, PN, VG, VH, VJ, VK	2.224,-	2.483,-	2.641,-	2.882,-
PD	2.557,-	2.855,-	3.037,-	3.315,-

	VANITY UNIT	VANITY UNIT	VANITY UNIT	VANITY UNIT
				
Article number	B779 00 XX	B779 L0 XX	B780 00 XX	B780 L0 XX
Dimensions (w x h x d)	1400 x 380 x 500 mm	1400 x 380 x 500 mm	1400 x 550 x 500 mm	1400 x 550 x 500 mm
Version	washbasin on right	washbasin on right	washbasin on right	washbasin on right
For combination with	Collaro 4A15 51, 4A17 51	Collaro 4A15 51, 4A17 51	Collaro 4A15 51, 4A17 51	Collaro 4A15 51, 4A17 51
Lighting	-	LED lighting Illuminant 1x LED / 31 W Energy efficiency class A-A++	-	LED lighting Illuminant 1x LED / 31 W Energy efficiency class A-A++
Equipped with	2x Accessories package 1 2x pull-out compartments with non-slip mat	2x Accessories package 1 2x pull-out compartments with non-slip mat	2x Accessories package 1 4x pull-out compartments with non-slip mat	2x Accessories package 1 4x pull-out compartments with non-slip mat
Note on standard	-	IP 44	-	IP 44
Installation	wall-mounted	wall-mounted	wall-mounted	wall-mounted
Scope of delivery	fastening set included	fastening set included	fastening set included	fastening set included
Please note	installation of surface-mounted washbasin with tap hole surface on left or right	installation of surface-mounted washbasin with tap hole surface on left or right	installation of surface-mounted washbasin with tap hole surface on left or right	installation of surface-mounted washbasin with tap hole surface on left or right
DH, E1, E8, FP, FQ, MS, PN, VG, VH, VJ, VK	2.224,-	2.483,-	2.641,-	2.882,-
PD	2.557,-	2.855,-	3.037,-	3.315,-

XX = Insert front and body colour





 DH = Glossy White, FP = Glossy Grey, MS = White Matt, PD = Black Matt
 Lacquer, VG = Truffle Grey, VK = Soft Grey, E1 = Santana Oak, E8 = White
 Wood, FQ = Oak Graphite, PN = Elm Impresso, VH = Arizona Oak, VJ =
 Nordic Oak





LEGATO

€ excl. VAT

registered design

Produced to order (Please note that it is not always possible to cancel or change orders!), The washbasins are to be ordered separately.

	VANITY UNIT	VANITY UNIT	VANITY UNIT	VANITY UNIT
				
Article number	B773 00 XX	B773 L0 XX	B774 00 XX	B774 L0 XX
Dimensions (w x h x d)	1200 x 380 x 500 mm	1200 x 380 x 500 mm	1200 x 550 x 500 mm	1200 x 550 x 500 mm
Version	washbasin on the middle	washbasin on the middle	washbasin on the middle	washbasin on the middle
For combination with	Collaro 4A15 51, 4A17 51	Collaro 4A15 51, 4A17 51	Collaro 4A15 51, 4A17 51	Collaro 4A15 51, 4A17 51
Lighting	-	LED lighting Illuminant 1x LED / 27,9 W Energy efficiency class A-A++	-	LED lighting Illuminant 1x LED / 27,9 W Energy efficiency class A-A++
Equipped with	1x Accessories package 1 3x pull-out compartments with non-slip mat	1x Accessories package 1 3x pull-out compartments with non-slip mat	1x Accessories package 1 5x pull-out compartments with non-slip mat	1x Accessories package 1 5x pull-out compartments with non-slip mat
Note on standard	-	IP 44	-	IP 44
Installation	wall-mounted	wall-mounted	wall-mounted	wall-mounted
Scope of delivery	fastening set included	fastening set included	fastening set included	fastening set included
Please note	installation of surface-mounted washbasin with tap hole surface on left or right	installation of surface-mounted washbasin with tap hole surface on left or right	installation of surface-mounted washbasin with tap hole surface on left or right	installation of surface-mounted washbasin with tap hole surface on left or right
DH, E1, E8, FP, FQ, MS, PN, VG, VH, VJ, VK	2.067,-	2.302,-	2.411,-	2.634,-
PD	2.375,-	2.647,-	2.773,-	3.030,-

	VANITY UNIT	VANITY UNIT	VANITY UNIT	VANITY UNIT
				
Article number	B771 00 XX	B771 L0 XX	B772 00 XX	B772 L0 XX
Dimensions (w x h x d)	1000 x 380 x 500 mm	1000 x 380 x 500 mm	1000 x 550 x 500 mm	1000 x 550 x 500 mm
Version	washbasin on the middle	washbasin on the middle	washbasin on the middle	washbasin on the middle
For combination with	Collaro 4A15 51, 4A17 51	Collaro 4A15 51, 4A17 51	Collaro 4A15 51, 4A17 51	Collaro 4A15 51, 4A17 51
Lighting	-	LED lighting Illuminant 1x LED / 24,8 W Energy efficiency class A-A++	-	LED lighting Illuminant 1x LED / 24,8 W Energy efficiency class A-A++
Equipped with	1x Accessories package 1 1x pull-out compartment with non-slip mat	1x Accessories package 1 1x pull-out compartment with non-slip mat	1x Accessories package 1 2x pull-out compartments with non-slip mat	1x Accessories package 1 2x pull-out compartments with non-slip mat
Note on standard	-	IP 44	-	IP 44
Installation	wall-mounted	wall-mounted	wall-mounted	wall-mounted
Scope of delivery	fastening set included	fastening set included	fastening set included	fastening set included
Please note	installation of surface-mounted washbasin with tap hole surface on left or right	installation of surface-mounted washbasin with tap hole surface on left or right	installation of surface-mounted washbasin with tap hole surface on left or right	installation of surface-mounted washbasin with tap hole surface on left or right
DH, E1, E8, FP, FQ, MS, PN, VG, VH, VJ, VK	1.670,-	1.873,-	1.947,-	2.140,-
PD	1.919,-	2.155,-	2.240,-	2.462,-

XX = Insert front and body colour





 DH = Glossy White, FP = Glossy Grey, MS = White Matt, PD = Black Matt
 Lacquer, VG = Truffle Grey, VK = Soft Grey, E1 = Santana Oak, E8 = White
 Wood, FQ = Oak Graphite, PN = Elm Impreso, VH = Arizona Oak, VJ =
 Nordic Oak





LEGATO

€ excl. VAT

registered design

Produced to order (Please note that it is not always possible to cancel or change orders!), The washbasins are to be ordered separately.

	VANITY UNIT	VANITY UNIT	VANITY UNIT	VANITY UNIT
				
Article number	B769 00 XX	B769 L0 XX	B770 00 XX	B770 L0 XX
Dimensions (w x h x d)	800 x 380 x 500 mm	800 x 380 x 500 mm	800 x 550 x 500 mm	800 x 550 x 500 mm
Version	washbasin on the middle	washbasin on the middle	washbasin on the middle	washbasin on the middle
For combination with	Collaro 4A15 51, 4A17 51	Collaro 4A15 51, 4A17 51	Collaro 4A15 51, 4A17 51	Collaro 4A15 51, 4A17 51
Lighting	-	LED lighting Illuminant 1x LED / 21,6 W Energy efficiency class A-A++	-	LED lighting Illuminant 1x LED / 21,6 W Energy efficiency class A-A++
Equipped with	1x Accessories package 1 1x pull-out compartment with non-slip mat	1x Accessories package 1 1x pull-out compartment with non-slip mat	1x Accessories package 1 2x pull-out compartments with non-slip mat	1x Accessories package 1 2x pull-out compartments with non-slip mat
Note on standard	-	IP 44	-	IP 44
Installation	wall-mounted	wall-mounted	wall-mounted	wall-mounted
Scope of delivery	fastening set included	fastening set included	fastening set included	fastening set included
Please note	installation of surface-mounted washbasin with tap hole surface on left or right	installation of surface-mounted washbasin with tap hole surface on left or right	installation of surface-mounted washbasin with tap hole surface on left or right	installation of surface-mounted washbasin with tap hole surface on left or right
DH, E1, E8, FP, FQ, MS, PN, VG, VH, VJ, VK	1.392,-	1.583,-	1.670,-	1.849,-
PD	1.601,-	1.819,-	1.919,-	2.125,-

	CUPBOARD UNIT	CUPBOARD UNIT	CUPBOARD UNIT	CUPBOARD UNIT
				
Article number	B724 00 XX	B724 01 XX	B726 00 XX	B726 01 XX
Dimensions (w x h x d)	400 x 340 x 500 mm	400 x 340 x 500 mm	400 x 340 x 500 mm	400 x 340 x 500 mm
Version	left, for connecting to vanity unit with surface-mounted washbasin	right and central, for connecting to vanity unit with surface-mounted washbasin	left, for connecting to vanity unit with surface-mounted washbasin	right and central, for connecting to vanity unit with surface-mounted washbasin
Equipped with	1x glass shelf	1x glass shelf	1x pull-out compartment with non-slip mat	1x pull-out compartment with non-slip mat
Installation	wall-mounted	wall-mounted	wall-mounted	wall-mounted
Scope of delivery	fastening set included	fastening set included	fastening set included	fastening set included
DH, E1, E8, FP, FQ, MS, PN, VG, VH, VJ, VK	340,-	340,-	454,-	454,-
PD	391,-	391,-	523,-	523,-

XX = Insert front and body colour


 DH = Glossy White, FP = Glossy Grey, MS = White Matt, PD = Black Matt
 Lacquer, VG = Truffle Grey, VK = Soft Grey, E1 = Santana Oak, E8 = White
 Wood, FQ = Oak Graphite, PN = Elm Impreso, VH = Arizona Oak, VJ =
 Nordic Oak



LEGATO

€ excl. VAT

registered design

Produced to order (Please note that it is not always possible to cancel or change orders!), The washbasins are to be ordered separately.

	SIDE CABINET	SIDE CABINET
		
Article number	B728 00 XX	B728 01 XX
Dimensions (w x h x d)	400 x 870 x 350 mm	400 x 870 x 350 mm
Hinges	hinges on left	hinges on right
Equipped with	1x door 2x drawer with non-slip mat 1x shelf	1x door 2x drawer with non-slip mat 1x shelf
Installation	wall-mounted	wall-mounted
Scope of delivery	fastening set included	fastening set included
DH, E1, E8, FP, FQ, MS, PN, VG, VH, VJ, VK	977,-	977,-
PD	1.124,-	1.124,-

	TALL CABINET	TALL CABINET	TALL CABINET	TALL CABINET
				
Article number	B729 00 XX	B729 01 XX	B730 00 XX	B730 01 XX
Dimensions (w x h x d)	400 x 1550 x 350 mm	400 x 1550 x 350 mm	400 x 1550 x 350 mm	400 x 1550 x 350 mm
Hinges	hinges on left	hinges on right	hinges on left	hinges on right
Equipped with	1x door 1x drawer with non-slip mat 1x pull-out compartment with non-slip mat 2x shelves	1x door 1x drawer with non-slip mat 1x pull-out compartment with non-slip mat 2x shelves	2x doors 3x shelves	2x doors 3x shelves
Installation	wall-mounted	wall-mounted	wall-mounted	wall-mounted
Scope of delivery	fastening set included	fastening set included	fastening set included	fastening set included
DH, E1, E8, FP, FQ, MS, PN, VG, VH, VJ, VK	1.323,-	1.323,-	907,-	907,-
PD	1.522,-	1.522,-	1.043,-	1.043,-

XX = Insert front and body colour

 DH = Glossy White, FP = Glossy Grey, MS = White Matt, PD = Black Matt
 Lacquer, VG = Truffle Grey, VK = Soft Grey, E1 = Santana Oak, E8 = White
 Wood, FQ = Oak Graphite, PN = Elm Impresso, VH = Arizona Oak, VJ =
 Nordic Oak

LOOP & FRIENDS

Sanitaryware

- Mainstream segment
- Matching furniture programme Legato
- Designed to match all mirror collections
- Designed to match all mirror cabinet collections

PRO.VILLEROY-BOCH.COM/TECHNICALDRAWINGS



Ceramic colours



01 = White Alpin



R1 = White Alpin
CeramicPlus



R2 = Star White
CeramicPlus



R3 = Pergamon
CeramicPlus



TR = Timber
CeramicPlus

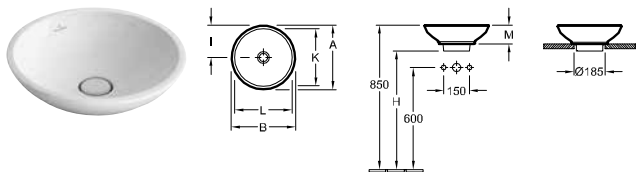
LOOP & FRIENDS

€ excl. VAT





registered design

Please order tap fittings and soap dispenser separately

SURFACE-MOUNTED WASHBASIN



Article no.	A	B	G	H	I	K	L	M
514400XX	430	430	570	690	215	390	390	120
514401XX	430	430	570	690	215	390	390	120
514800XX	380	380	580	700	190	340	340	110
514801XX	380	380	580	700	190	340	340	110

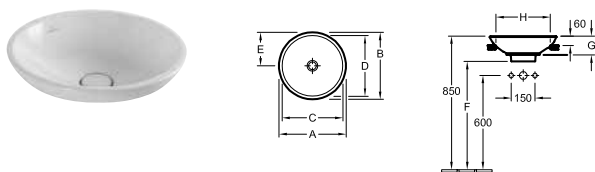
Article number	Description	01	plus R1	plus R2, R3	plus TR	pcs/ pal.	kg/ pc.
5144 00 XX	430 mm Diameter for wall-mounted washbasin mixers or tall pillar tap fittings, without tap hole area  + Custom incl. template, incl. valve with ceramic valve cover. Can be closed using standard turn-knob outlet valve, incl. extended ball rod for pop-up waste, fastening set included	478,-	563,-	659,-	659,-	27	7.8
5144 01 XX	430 mm Diameter for wall-mounted washbasin mixers or tall pillar tap fittings, without tap hole area  + Custom incl. template, incl. unclosable valve with ceramic valve cover, fastening set included	516,-	601,-	697,-	697,-	27	7.8
5148 00 XX	380 mm Diameter for wall-mounted washbasin mixers or tall pillar tap fittings, without tap hole area  + Custom incl. template, incl. valve with ceramic valve cover. Can be closed using standard turn-knob outlet valve, incl. extended ball rod for pop-up waste, fastening set included	448,-	533,-	623,-	623,-	27	6.5
5148 01 XX	380 mm Diameter for wall-mounted washbasin mixers or tall pillar tap fittings, without tap hole area  + Custom incl. template, incl. unclosable valve with ceramic valve cover, fastening set included	486,-	571,-	661,-	661,-	27	6.5

matching furniture programme: Legato





For further information about matching valves, see pages 379-383

Please note: unclosable outlet valve must be used with models without overflow

SEMI-RECESSED WASHBASIN



Article no.	A	B	C	D	E	F	G	H	M	O
411400XX	430	430	390	390	215	690	570	690	120	347
411401XX	430	430	390	390	215	690	570	690	120	347
411800XX	380	380	340	340	190	700	580	700	110	307
411801XX	380	380	340	340	190	700	580	700	110	307

Article number	Description	01	plus R1	plus R2, R3	plus TR	pcs/ pal.	kg/ pc.
4114 00 XX	430 mm Diameter for wall-mounted washbasin mixers or tall pillar tap fittings, without tap hole area  + Custom incl. template, incl. valve with ceramic valve cover. Can be closed using standard turn-knob outlet valve, incl. extended ball rod for pop-up waste	482,-	567,-	664,-	664,-	27	7.8
4114 01 XX	430 mm Diameter for wall-mounted washbasin mixers or tall pillar tap fittings, without tap hole area  + Custom incl. template, incl. unclosable valve with ceramic valve cover	520,-	605,-	702,-	702,-	27	7.8
4118 00 XX	380 mm Diameter for wall-mounted washbasin mixers or tall pillar tap fittings, without tap hole area  + Custom incl. template, incl. valve with ceramic valve cover. Can be closed using standard turn-knob outlet valve, incl. extended ball rod for pop-up waste	459,-	544,-	635,-	635,-	27	6.5
4118 01 XX	380 mm Diameter for wall-mounted washbasin mixers or tall pillar tap fittings, without tap hole area  + Custom incl. template, incl. unclosable valve with ceramic valve cover	497,-	582,-	673,-	673,-	27	6.5

For further information about matching valves, see pages 379-383

Please note: unclosable outlet valve must be used with models without overflow

We recommend the JOYCE WC and bidet for use with the models LOOP & FRIENDS.
The colour TR is manufactured to order. Please enquire about delivery times when ordering.

XX = Colour code to be indicated
01 = White Alpin, R1 = White Alpin CeramicPlus, R2 = Star White CeramicPlus, R3 = Pergamon CeramicPlus, TR = Timber CeramicPlus

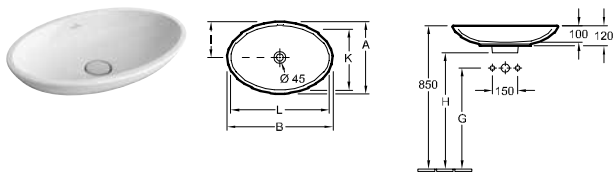
LOOP & FRIENDS

€ excl. VAT





registered design

Please order tap fittings and soap dispenser separately

SURFACE-MOUNTED WASHBASIN



Article no.	A	B	G	H	I	K	L
515110XX	430	630	570	690	215	390	590
515111XX	430	630	570	690	215	390	590
515100XX	380	585	580	700	190	340	545
515101XX	380	585	580	700	190	340	545

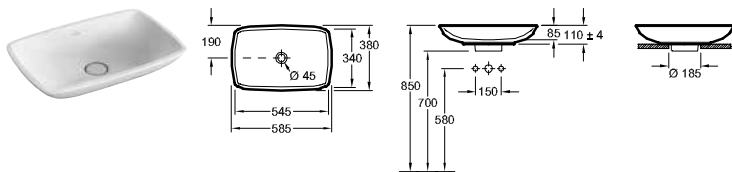
Article number	Description	01	plus R1	plus R2, R3	pcs/ pal.	kg/ pc.
5151 10 XX	630 x 430 mm for wall-mounted washbasin mixers or tall pillar tap fittings, without tap hole area  incl. template, incl. valve with ceramic valve cover. Can be closed using standard turn-knob outlet valve, incl. extended ball rod for pop-up waste, fastening set included	579,-	664,-	779,-	18	10,8
5151 11 XX	630 x 430 mm for wall-mounted washbasin mixers or tall pillar tap fittings, without tap hole area  incl. template, incl. unclosable valve with ceramic valve cover, fastening set included	617,-	702,-	817,-	18	10,8
5151 00 XX	585 x 380 mm for wall-mounted washbasin mixers or tall pillar tap fittings, without tap hole area  incl. template, incl. valve with ceramic valve cover. Can be closed using standard turn-knob outlet valve, incl. extended ball rod for pop-up waste, fastening set included	562,-	647,-	760,-	18	9,2
5151 01 XX	585 x 380 mm for wall-mounted washbasin mixers or tall pillar tap fittings, without tap hole area  incl. template, incl. unclosable valve with ceramic valve cover, fastening set included	600,-	685,-	798,-	18	9,2



matching furniture programme: Legato

For further information about matching valves, see pages 379-383

Please note: unclosable outlet valve must be used with models without overflow

SURFACE-MOUNTED WASHBASIN



Article number	Description	01	plus R1	plus R2, R3	pcs/ pal.	kg/ pc.
5154 00 XX	585 x 380 mm for wall-mounted washbasin mixers or tall pillar tap fittings, without tap hole area  incl. template, incl. valve with ceramic valve cover. Can be closed using standard turn-knob outlet valve, incl. extended ball rod for pop-up waste, fastening set included	562,-	647,-	760,-	18	10,3
5154 01 XX	585 x 380 mm for wall-mounted washbasin mixers or tall pillar tap fittings, without tap hole area  incl. template, incl. unclosable valve with ceramic valve cover, fastening set included	600,-	685,-	798,-	18	10,3

matching furniture programme: Legato

For further information about matching valves, see pages 379-383

Please note: unclosable outlet valve must be used with models without overflow

We recommend the JOYCE WC and bidet for use with the models LOOP & FRIENDS.

The colour TR is manufactured to order. Please enquire about delivery times when ordering.

XX = Colour code to be indicated

01 = White Alpin, R1 = White Alpin CeramicPlus, R2 = Star White CeramicPlus, R3 = Pergamon CeramicPlus, TR = Timber CeramicPlus

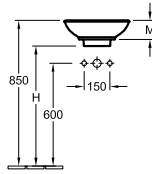
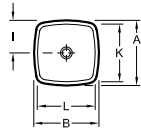
LOOP & FRIENDS

€ excl. VAT





registered design

Please order tap fittings and soap dispenser separately

SURFACE-MOUNTED WASHBASIN



Article no.	A	B	G	H	I	K	L	M
514910XX	430	430	570	695	215	390	390	120
514911XX	430	430	570	695	215	390	390	120
514900XX	380	380	580	700	190	340	340	110
514901XX	380	380	580	700	190	340	340	110

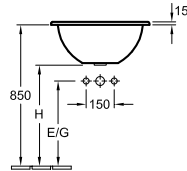
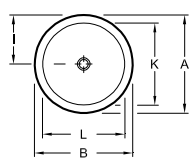
Article number	Description	01	plus R1	plus R2, R3	pcs/ pal.	kg/ pc.
5149 10 XX	430 x 430 mm for wall-mounted washbasin mixers or tall pillar tap fittings, without tap hole area  incl. template, incl. valve with ceramic valve cover. Can be closed using standard turn-knob outlet valve, incl. extended ball rod for pop-up waste, fastening set included	+ Custom	477,-	562,-	27	8.8
5149 11 XX	430 x 430 mm for wall-mounted washbasin mixers or tall pillar tap fittings, without tap hole area  incl. template, incl. unclosable valve with ceramic valve cover, fastening set included	+ Custom	515,-	600,-	27	8.8
5149 00 XX	380 x 380 mm for wall-mounted washbasin mixers or tall pillar tap fittings, without tap hole area  incl. template, incl. valve with ceramic valve cover. Can be closed using standard turn-knob outlet valve, incl. extended ball rod for pop-up waste, fastening set included	+ Custom	472,-	557,-	27	6.9
5149 01 XX	380 x 380 mm for wall-mounted washbasin mixers or tall pillar tap fittings, without tap hole area  incl. template, incl. unclosable valve with ceramic valve cover, fastening set included	+ Custom	510,-	595,-	27	6.9

matching furniture programme: Legato





For further information about matching valves, see pages 379-383

Please note: unclosable outlet valve must be used with models without overflow

BUILT-IN WASHBASIN



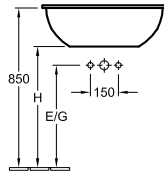
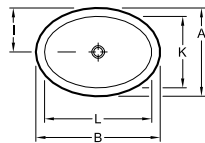
Article no.	A	B	E	G	H	I	K	L
614051XX	535	535	510	510	630	267	440	440
614045XX	450	450	540	540	660	225	380	380
614039XX	390	390	560	560	680	195	330	330
614034XX	345	345	575	575	695	170	280	280

Article number	Description	01	plus R1	plus R2, R3	pcs/ pal.	kg/ pc.
6140 51 XX	535 mm Diameter without tap hole area  incl. template, incl. extended ball rod for pop-up waste		333,-	418,-	18	14
6140 45 XX	450 mm Diameter without tap hole area  incl. template, incl. extended ball rod for pop-up waste		306,-	391,-	24	10,7
6140 39 XX	390 mm Diameter without tap hole area  incl. template		275,-	360,-	36	8
6140 34 XX	340 mm Diameter without tap hole area  incl. template		248,-	333,-	36	6,1





outside surface glazed

For further information about matching valves, see pages 379-383

BUILT-IN WASHBASIN



Article no.	A	B	E	G	H	I	K	L
615530XX	470	660	515	515	635	235	380	570
615520XX	410	570	530	530	650	205	325	485
615510XX	360	505	560	560	680	180	285	439
615500XX	320	450	580	580	700	160	255	385

Article number	Description	01	plus R1	plus R2, R3	pcs/ pal.	kg/ pc.
6155 30 XX	660 x 470 mm without tap hole area  incl. template, incl. extended ball rod for pop-up waste		447,-	532,-	15	16,7
6155 20 XX	570 x 410 mm without tap hole area  incl. template, incl. extended ball rod for pop-up waste		413,-	498,-	24	12,7
6155 10 XX	505 x 360 mm without tap hole area  incl. template		347,-	432,-	36	9,5
6155 00 XX	450 x 320 mm without tap hole area  incl. template		313,-	398,-	36	7,7

outside surface glazed

For further information about matching valves, see pages 379-383

We recommend the JOYCE WC and bidet for use with the models LOOP & FRIENDS.

The colour TR is manufactured to order. Please enquire about delivery times when ordering.

XX = Colour code to be indicated

01 = White Alpin, R1 = White Alpin CeramicPlus, R2 = Star White CeramicPlus, R3 = Pergamon CeramicPlus, TR = Timber CeramicPlus

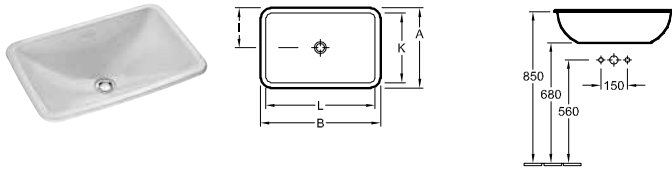
LOOP & FRIENDS

€ excl. VAT




registered design

Please order tap fittings and soap dispenser separately

BUILT-IN WASHBASIN



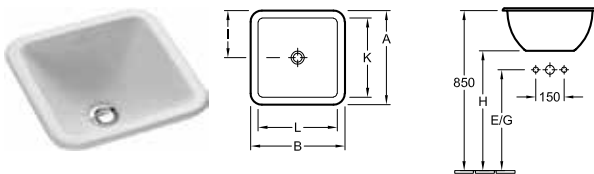
Article no.	A	B	I	K	L
614520XX	450	675	225	380	615
614500XX	405	600	203	345	540
614510XX	340	510	170	280	450

Article number	Description	01	plus R1	plus R2, R3	pcs/ pal.	kg/ pc.
6145 20 XX	675 x 450 mm without tap hole area 	447,-	532,-	622,-	15	17,3
6145 00 XX	600 x 405 mm without tap hole area 	413,-	498,-	580,-	12	14,5
6145 10 XX	510 x 340 mm without tap hole area 	347,-	432,-	501,-	36	10,1



outside surface glazed, incl. template, incl. extended ball rod for pop-up waste

For further information about matching valves, see pages 379-383

BUILT-IN WASHBASIN



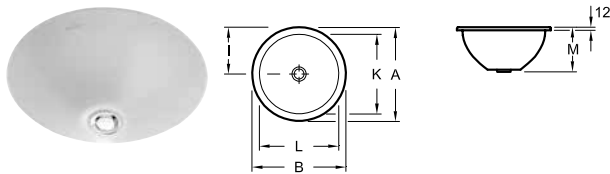
Article no.	A	B	E	G	H	I	K	L
615620XX	460	460	535	535	655	225	380	380
615610XX	405	405	560	560	680	200	340	340

Article number	Description	01	plus R1	plus R2, R3	pcs/ pal.	kg/ pc.
6156 20 XX	450 x 450 mm without tap hole area 	319,-	404,-	468,-	24	13,6
6156 10 XX	405 x 405 mm without tap hole area 	290,-	375,-	432,-	36	10,1













outside surface glazed, incl. template, incl. extended ball rod for pop-up waste

For further information about matching valves, see pages 379-383

UNDERCOUNTER WASHBASIN



Article no.	A	B	I	K	L	M
618043XX	525	525	263	440	440	225
618143XX	525	525	263	440	440	225
618038XX	450	450	225	380	380	205
618138XX	450	450	225	380	380	205
618033XX	390	390	195	330	330	185
618133XX	390	390	195	330	330	185
618028XX	340	340	170	280	280	165
618128XX	340	340	170	280	280	165

Article number	Description	01	plus R1	plus R2, R3	pcs/ pal.	kg/ pc.
6180 43 XX	440 mm Diameter without tap hole area  incl. extended ball rod for pop-up waste, fastening set included 	361,-	446,-	518,-	24	14
6181 43 XX	440 mm Diameter without tap hole area  fastening set included	399,-	484,-	556,-	24	14
6180 38 XX	380 mm Diameter without tap hole area  incl. extended ball rod for pop-up waste, fastening set included 	335,-	420,-	486,-	24	10,7
6181 38 XX	380 mm Diameter without tap hole area  fastening set included	373,-	458,-	524,-	24	10,7
6180 33 XX	330 mm Diameter without tap hole area  fastening set included 	300,-	385,-	445,-	36	8
6181 33 XX	330 mm Diameter without tap hole area  fastening set included	338,-	423,-	483,-	36	8
6180 28 XX	280 mm Diameter without tap hole area  fastening set included 	274,-	359,-	414,-	36	6,1
6181 28 XX	280 mm Diameter without tap hole area  fastening set included	312,-	397,-	452,-	36	6,1

outside surface glazed, the hole for the washbasin can only be cut out using the original washbasin because tolerances of several millimetres are possible, installation possible in natural stone and laminate countertops

For further information about matching valves, see pages 379-383

Please note: unclosable outlet valve must be used with models without overflow

We recommend the JOYCE WC and bidet for use with the models LOOP & FRIENDS.

The colour TR is manufactured to order. Please enquire about delivery times when ordering.

XX = Colour code to be indicated

01 = White Alpin, R1 = White Alpin CeramicPlus, R2 = Star White CeramicPlus, R3 = Pergamon CeramicPlus, TR = Timber CeramicPlus

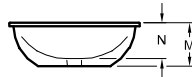
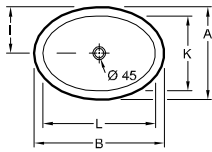
LOOP & FRIENDS

€ excl. VAT













registered design

Please order tap fittings and soap dispenser separately

UNDERCOUNTER WASHBASIN



Article no.	A	B	L	K	L	M	N
616130XX	470	660	235	375	560	215	180
616131XX	470	660	235	375	560	215	180
616120XX	405	570	203	325	485	200	160
616121XX	405	570	203	325	485	200	160
616110XX	355	500	178	285	430	180	140
616111XX	355	500	178	285	430	180	140
616100XX	320	450	160	255	385	160	120
616101XX	320	450	160	255	385	160	120

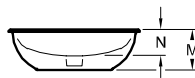
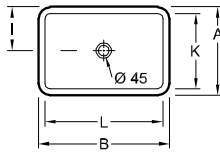
Article number	Description	01	plus R1	plus R2, R3	pcs/ pal.	kg/ pc.
6161 30 XX	560 x 375 mm without tap hole area  incl. extended ball rod for pop-up waste, fastening set included 	466,-	551,-	644,-	15	16,7
6161 31 XX	560 x 375 mm without tap hole area  fastening set included	504,-	589,-	682,-	15	16,7
6161 20 XX	485 x 325 mm without tap hole area  incl. extended ball rod for pop-up waste, fastening set included 	414,-	499,-	581,-	24	12,7
6161 21 XX	485 x 325 mm without tap hole area  fastening set included	452,-	537,-	619,-	24	12,7
6161 10 XX	430 x 285 mm without tap hole area  fastening set included 	378,-	463,-	538,-	42	9,5
6161 11 XX	430 x 285 mm without tap hole area  fastening set included	416,-	501,-	576,-	42	9,5
6161 00 XX	385 x 255 mm without tap hole area  fastening set included 	346,-	431,-	500,-	36	7,7
6161 01 XX	385 x 255 mm without tap hole area  fastening set included	384,-	469,-	538,-	36	7,7

outside surface glazed, the hole for the washbasin can only be cut out using the original washbasin because tolerances of several millimetres are possible, installation possible in natural stone and laminate countertops










For further information about matching valves, see pages 379-383

Please note: unclosable outlet valve must be used with models without overflow

UNDERCOUNTER WASHBASIN



Article no.	A	B	L	K	L	M	N
616320XX	450	675	225	380	615	175	140
616321XX	450	675	225	380	615	175	140
616300XX	405	600	203	340	540	180	120
616301XX	405	600	203	340	540	180	120
616310XX	340	510	170	280	450	160	115
616311XX	340	510	170	280	450	160	115

Article number	Description	01	plus R1	plus R2, R3	pcs/ pal.	kg/ pc.
6163 20 XX	615 x 380 mm without tap hole area  incl. extended ball rod for pop-up waste, fastening set included 	455,-	540,-	630,-	15	17,3
6163 21 XX	615 x 380 mm without tap hole area  fastening set included	493,-	578,-	668,-	15	17,3
6163 00 XX	540 x 340 mm without tap hole area  incl. extended ball rod for pop-up waste, fastening set included 	414,-	499,-	581,-	12	14,5
6163 01 XX	540 x 340 mm without tap hole area  fastening set included	452,-	537,-	619,-	12	14,5
6163 10 XX	450 x 280 mm without tap hole area  incl. extended ball rod for pop-up waste, fastening set included 	369,-	454,-	528,-	42	10,1
6163 11 XX	450 x 280 mm without tap hole area  fastening set included	407,-	492,-	566,-	42	10,1

outside surface glazed, the hole for the washbasin can only be cut out using the original washbasin because tolerances of several millimetres are possible, installation possible in natural stone and laminate countertops

For further information about matching valves, see pages 379-383

Please note: unclosable outlet valve must be used with models without overflow

We recommend the JOYCE WC and bidet for use with the models LOOP & FRIENDS. The colour TR is manufactured to order. Please enquire about delivery times when ordering.

XX = Colour code to be indicated
 01 = White Alpin, R1 = White Alpin CeramicPlus, R2 = Star White CeramicPlus, R3 = Pergamon CeramicPlus, TR = Timber CeramicPlus

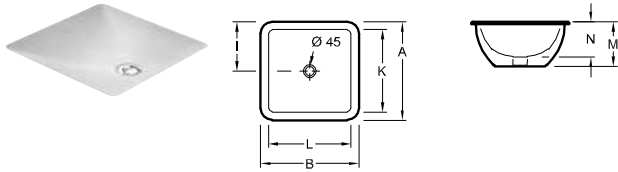
LOOP & FRIENDS

€ excl. VAT







registered design

Please order tap fittings and soap dispenser separately

UNDERCOUNTER WASHBASIN



Article no.	A	B	L	K	L	M	N
616220XX	460	460	225	380	380	205	160
616221XX	460	460	225	380	380	205	160
616210XX	405	405	200	340	340	180	135
616211XX	405	405	200	340	340	180	135

Article number	Description	01	plus. R1	plus. R2, R3	pcs/ pal.	kg/ pc.
6162 20 XX	380 x 380 mm without tap hole area  incl. extended ball rod for pop-up waste, fastening set included 	346,-	431,-	500,-	24	13,6
6162 21 XX	380 x 380 mm without tap hole area  fastening set included	384,-	469,-	538,-	42	13,6
6162 10 XX	340 x 340 mm without tap hole area  incl. extended ball rod for pop-up waste, fastening set included 	316,-	401,-	464,-	42	10,1
6162 11 XX	340 x 340 mm without tap hole area  fastening set included	354,-	439,-	502,-	42	10,1

outside surface glazed, the hole for the washbasin can only be cut out using the original washbasin because tolerances of several millimetres are possible, installation possible in natural stone and laminate countertops

For further information about matching valves, see pages 379-383

Please note: unclosable outlet valve must be used with models without overflow

We recommend the JOYCE WC and bidet for use with the models LOOP & FRIENDS.
The colour TR is manufactured to order. Please enquire about delivery times when ordering.

XX = Colour code to be indicated

01 = White Alpin, R1 = White Alpin CeramicPlus, R2 = Star White CeramicPlus, R3 = Pergamon CeramicPlus, TR = Timber CeramicPlus

LUNEA

Sanitaryware
• Profi segment

PRO.VILLEROY-BOCH.COM/TECHNICALDRAWINGS



Ceramic colours



01 = White Alpin

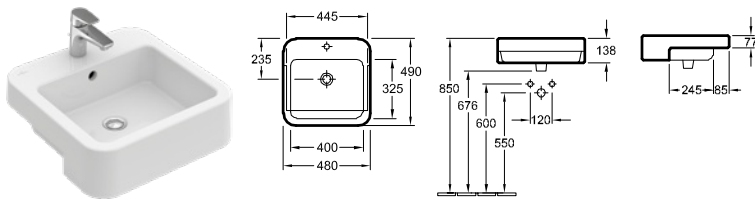
LUNEA



€ excl. VAT

registered design

Please order tap fittings and soap dispenser separately

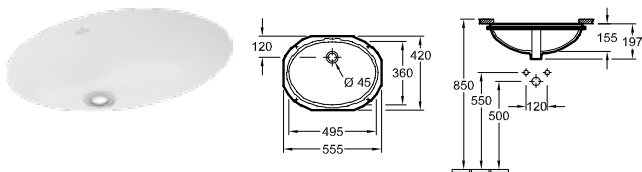
SEMI-RECESSED WASHBASIN




Article number	Description	01		pcs/ pal.	kg/ pc.
4138 48 XX	480 x 490 mm  	195,-	-	40	16

For further information about matching valves, see pages 379-383

UNDERCOUNTER WASHBASIN

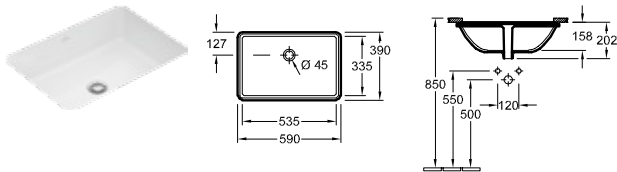



Article number	Description	01		pcs/ pal.	kg/ pc.
5120 50 XX	495 x 360 mm without tap hole area 	195,-	-	36	9,78

the hole for the washbasin can only be cut out using the original washbasin because tolerances of several millimetres are possible, fastening set included

For further information about matching valves, see pages 379-383

UNDERCOUNTER WASHBASIN

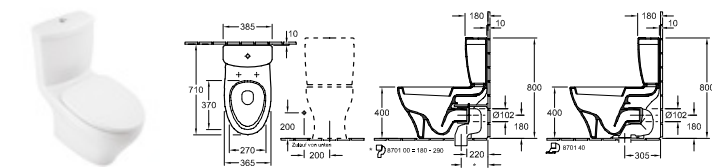


Article number	Description	01		pcs/ pal.	kg/ pc.
5122 53 XX	535 x 335 mm without tap hole area 	226,-	-	24	10,18

the hole for the washbasin can only be cut out using the original washbasin because tolerances of several millimetres are possible, fastening set included

For further information about matching valves, see pages 379-383

WASHDOWN TOILET



Article number	Description	01		pcs/ pal.	kg/ pc.
5623 10 01	365 x 710 mm	278,-	-	12	27,6

floor-standing, horizontal outlet

5723 R1 01	CISTERN bottom water inlet, flushing mechanism with DualFlush water-saving button, chrome	190,-	-	48	11,98
------------	---	-------	---	----	-------

9M30 S1 01	TOILET SEAT AND COVER with QuickRelease and SoftClosing hinges, hinges in stainless steel	213,-	-	120	2,5
------------	---	-------	---	-----	-----

8701 00 00	VARIO DRAINBEND for vertical outlet 180 mm 290 mm	-	113,-	100	0,74
------------	--	---	-------	-----	------

XX = Colour code to be indicated
01 = White Alpin

LUNEA

MEMENTO 2.0









Sanitaryware

- Premium segment
- Matching furniture programme Finion, Legato

PRO.VILLEROY-BOCH.COM/TECHNICALDRAWINGS



Ceramic colours

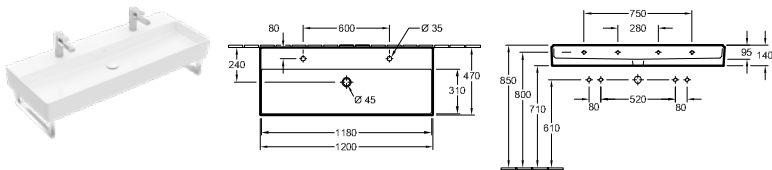
							
01 = White Alpin	R1 = White Alpin CeramicPlus	R2 = Star White CeramicPlus	RW = Stone White CeramicPlus	S5 = Ebony CeramicPlus	i4 = Graphite CeramicPlus	S0 = Glossy Black CeramicPlus	TDS7 = Concrete



MEMENTO 2.0

€ excl. VAT

Please order tap fittings and soap dispenser separately

WASHBASIN




Article number	Description	01	plus R1	plus R2	plus RW, S0	plus S5, i4		pcs/ pal.	kg/ pc.
4A22 C4 XX	1200 x 470 mm 2xO with 2 single-lever mixers and turn-knob operation or in conjunction with toggle valve, as well as push-open valve, please do not exceed a flow rate of max. 7.5 l/min per tap fitting. 	1.144,-	1.229,-	1.229,-	1.458,-	1.458,-	-	6	37
4A22 C1 XX	1200 x 470 mm 2xO 	1.144,-	1.229,-	1.229,-	1.458,-	1.458,-	-	6	37

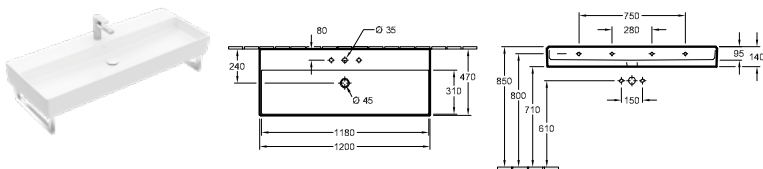
wall fastening, towel holder (not included in scope of delivery): side installation (mountable: 2 pc.)



For further information about matching valves, see pages 379-383

A non-closing valve or the ViFlow (concealed overflow) must be used for models without overflow function.

8749 42 D7	TOWEL RAIL (optional) 420 x 140 mm, stainless steel, side installation, fastening set included	-	-	-	-	-	200,-		1,9
9221 49 00	WASHBASIN INSTALLATION ELEMENT 525 x 1120 x 75 mm  For further ViConnect models, see pages 367-378	-	-	-	-	-	175,-		8,05

WASHBASIN




Article number	Description	01	plus R1	plus R2	plus RW, S0	plus S5, i4		pcs/ pal.	kg/ pc.
4A22 C5 XX	1200 x 470 mm 	1.144,-	1.229,-	1.229,-	1.458,-	1.458,-	-	6	37
4A22 C2 XX	1200 x 470 mm 	1.144,-	1.229,-	1.229,-	1.458,-	1.458,-	-	6	37

wall fastening, towel holder (not included in scope of delivery): side installation (mountable: 2 pc.)

For further information about matching valves, see pages 379-383

A non-closing valve or the ViFlow (concealed overflow) must be used for models without overflow function.

8749 42 D7	TOWEL RAIL (optional) 420 x 140 mm, stainless steel, side installation, fastening set included	-	-	-	-	-	200,-		1,9
9221 49 00	WASHBASIN INSTALLATION ELEMENT 525 x 1120 x 75 mm  For further ViConnect models, see pages 367-378	-	-	-	-	-	175,-		8,05

The colours S5, i4, S0 and TDS7 Concrete (concrete look, only for surface-mounted washbasins) are made to order. Please enquire about delivery times when ordering. The individual production of the concrete look makes each washbasin unique.

XX = Colour code to be indicated

01 = White Alpin, R1 = White Alpin CeramicPlus, R2 = Star White CeramicPlus, RW = Stone White CeramicPlus, S5 = Ebony CeramicPlus, i4 = Graphite CeramicPlus, S0 = Glossy Black CeramicPlus, TDS7 = Concrete

¹DÉCOR

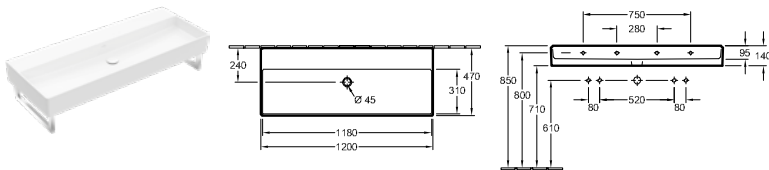
Surcharge on White Alpin 01/ item:
€ 672 / TDS7 = Concrete

MEMENTO 2.0

€ excl. VAT

Please order tap fittings and soap dispenser separately

WASHBASIN



Article number	Description	01	plus R1	plus R2	plus RW, S0	plus S5, i4	pcs/ pal.	kg/ pc.
4A22 C3 XX	1200 x 470 mm	1.182,-	1.267,-	1.267,-	1.496,-	1.496,-	6	37

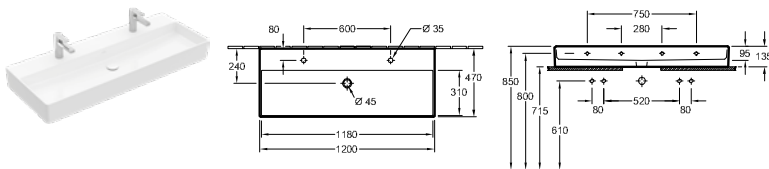
wall fastening, towel holder (not included in scope of delivery): side installation (mountable: 2 pc.), when using a wall-mounted tap fitting, we recommend a projection of at least 205 mm

For further information about matching valves, see pages 379-383

Please note: unclosable outlet valve must be used with models without overflow

8749 42 D7	TOWEL RAIL (optional) 420 x 140 mm, stainless steel, side installation, fastening set included	-	-	-	-	-	200,-	1.9
9221 49 00	WASHBASIN INSTALLATION ELEMENT 525 x 1120 x 75 mm For further ViConnect models, see pages 367-378	-	-	-	-	-	175,-	8,05

WASHBASIN



Article number	Description	01	plus R1	plus R2	plus RW, S0	plus S5, i4	pcs/ pal.	kg/ pc.
4A22 CK XX	1200 x 470 mm 2x with 2 single-lever mixers and turn-knob operation or in conjunction with toggle valve, as well as push-open valve, please do not exceed a flow rate of max. 7.5 l/min per tap fitting.	1.212,-	1.297,-	1.297,-	1.526,-	1.526,-	6	37
4A22 CG XX	1200 x 470 mm 2x	1.212,-	1.297,-	1.297,-	1.526,-	1.526,-	6	37

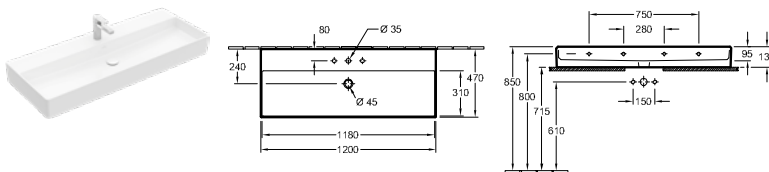
ground underside, wall fastening, incl. template, matching furniture programme: Finion, Legato

For further information about matching valves, see pages 379-383

A non-closing valve or the ViFlow (concealed overflow) must be used for models without overflow function.

9221 49 00	WASHBASIN INSTALLATION ELEMENT 525 x 1120 x 75 mm For further ViConnect models, see pages 367-378	-	-	-	-	-	175,-	8,05
------------	---	---	---	---	---	---	-------	------

WASHBASIN



Article number	Description	01	plus R1	plus R2	plus RW, S0	plus S5, i4	pcs/ pal.	kg/ pc.
4A22 CL XX	1200 x 470 mm	1.212,-	1.297,-	1.297,-	1.526,-	1.526,-	6	37
4A22 CH XX	1200 x 470 mm	1.212,-	1.297,-	1.297,-	1.526,-	1.526,-	6	37

ground underside, wall fastening, incl. template, matching furniture programme: Finion, Legato

For further information about matching valves, see pages 379-383

A non-closing valve or the ViFlow (concealed overflow) must be used for models without overflow function.

9221 49 00	WASHBASIN INSTALLATION ELEMENT 525 x 1120 x 75 mm For further ViConnect models, see pages 367-378	-	-	-	-	-	175,-	8,05
------------	---	---	---	---	---	---	-------	------

The colours S5, i4, S0 and TDS7 Concrete (concrete look, only for surface-mounted washbasins) are made to order. Please enquire about delivery times when ordering. The individual production of the concrete look makes each washbasin unique.

XX = Colour code to be indicated
01 = White Alpin, R1 = White Alpin CeramicPlus, R2 = Star White CeramicPlus, RW = Stone White CeramicPlus, S5 = Ebony CeramicPlus, i4 = Graphite CeramicPlus, S0 = Glossy Black CeramicPlus, TDS7 = Concrete

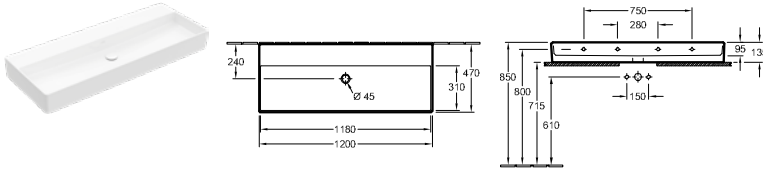
¹DÉCOR
Surcharge on White Alpin 01/ item:
€ 672 / TDS7 = Concrete



MEMENTO 2.0

€ excl. VAT

Please order tap fittings and soap dispenser separately

WASHBASIN



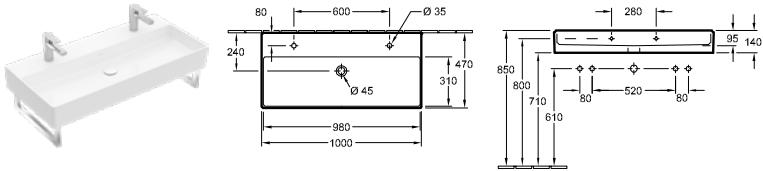
Article number	Description	01	plus R1	plus R2	plus RW, S0	plus S5, i4		pcs/ pal.	kg/ pc.
4A22 CF XX	1200 x 470 mm  	1.250,-	1.335,-	1.335,-	1.564,-	1.564,-	-	6	37





ground underside, wall fastening, incl. template, when using a wall-mounted tap fitting, we recommend a projection of at least 205 mm, matching furniture programme: Finion, Legato
For further information about matching valves, see pages 379-383

Please note: unclosable outlet valve must be used with models without overflow

9221 49 00	WASHBASIN INSTALLATION ELEMENT 525 x 1120 x 75 mm  For further ViConnect models, see pages 367-378	-	-	-	-	-	175,-		8,05
------------	--	---	---	---	---	---	-------	--	------

WASHBASIN




Article number	Description	01	plus R1	plus R2	plus RW, S0	plus S5, i4		pcs/ pal.	kg/ pc.
4A22 A4 XX	1000 x 470 mm 2x   with 2 single-lever mixers and turn-knob operation or in conjunction with toggle valve, as well as push-open valve, please do not exceed a flow rate of max. 7.5 l/min per tap fitting.	920,-	1.005,-	1.005,-	1.189,-	1.189,-	-	6	29,1
4A22 A1 XX	1000 x 470 mm 2x  	920,-	1.005,-	1.005,-	1.189,-	1.189,-	-	6	29,1

wall fastening, towel holder (not included in scope of delivery): side installation (mountable: 2 pc.)

For further information about matching valves, see pages 379-383

A non-closing valve or the ViFlow (concealed overflow) must be used for models without overflow function.

8749 42 D7	TOWEL RAIL (optional) 420 x 140 mm, stainless steel, side installation, fastening set included	-	-	-	-	-	200,-		1,9
9221 49 00	WASHBASIN INSTALLATION ELEMENT 525 x 1120 x 75 mm  For further ViConnect models, see pages 367-378	-	-	-	-	-	175,-		8,05

The colours S5, i4, S0 and TDS7 Concrete (concrete look, only for surface-mounted washbasins) are made to order. Please enquire about delivery times when ordering.
The individual production of the concrete look makes each washbasin unique.

XX = Colour code to be indicated

01 = White Alpin, R1 = White Alpin CeramicPlus, R2 = Star White CeramicPlus, RW = Stone White CeramicPlus, S5 = Ebony CeramicPlus, i4 = Graphite CeramicPlus, S0 = Glossy Black CeramicPlus, TDS7 = Concrete

¹DÉCOR

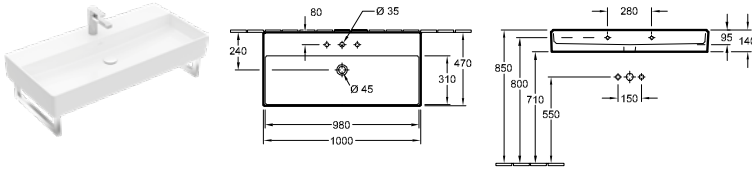
Surcharge on White Alpin 01/ item:
€ 672 / TDS7 = Concrete



MEMENTO 2.0

€ excl. VAT

Please order tap fittings and soap dispenser separately

WASHBASIN



Article number	Description	01	plus R1	plus R2	plus RW, S0	plus S5, i4		pcs/ pal.	kg/ pc.
4A22 A5 XX	1000 x 470 mm 	920,-	1.005,-	1.005,-	1.189,-	1.189,-	-	6	29,1
4A22 A2 XX	1000 x 470 mm 	920,-	1.005,-	1.005,-	1.189,-	1.189,-	-	6	29,1

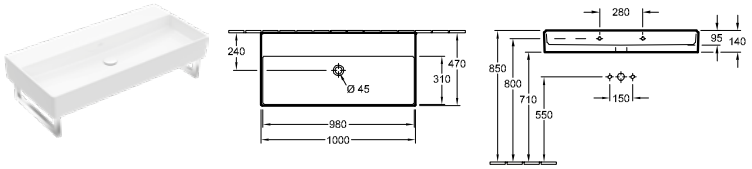
wall fastening, towel holder (not included in scope of delivery): side installation (mountable: 2 pc.)


For further information about matching valves, see pages 379-383

A non-closing valve or the ViFlow (concealed overflow) must be used for models without overflow function.

8749 42 D7	TOWEL RAIL (optional) 420 x 140 mm, stainless steel, side installation, fastening set included	-	-	-	-	-	200,-		1,9
9221 49 00	WASHBASIN INSTALLATION ELEMENT 525 x 1120 x 75 mm For further ViConnect models, see pages 367-378	-	-	-	-	-	175,-		8,05

WASHBASIN



Article number	Description	01	plus R1	plus R2	plus RW, S0	plus S5, i4		pcs/ pal.	kg/ pc.
4A22 A3 XX	1000 x 470 mm 	958,-	1.043,-	1.043,-	1.227,-	1.227,-	-	6	29,1

wall fastening, towel holder (not included in scope of delivery): side installation (mountable: 2 pc.), when using a wall-mounted tap fitting, we recommend a projection of at least 205 mm

For further information about matching valves, see pages 379-383

Please note: unclosable outlet valve must be used with models without overflow

8749 42 D7	TOWEL RAIL (optional) 420 x 140 mm, stainless steel, side installation, fastening set included	-	-	-	-	-	200,-		1,9
9221 49 00	WASHBASIN INSTALLATION ELEMENT 525 x 1120 x 75 mm For further ViConnect models, see pages 367-378	-	-	-	-	-	175,-		8,05

The colours S5, i4, S0 and TDS7 Concrete (concrete look, only for surface-mounted washbasins) are made to order. Please enquire about delivery times when ordering. The individual production of the concrete look makes each washbasin unique.

XX = Colour code to be indicated

01 = White Alpin, R1 = White Alpin CeramicPlus, R2 = Star White CeramicPlus, RW = Stone White CeramicPlus, S5 = Ebony CeramicPlus, i4 = Graphite CeramicPlus, S0 = Glossy Black CeramicPlus, TDS7 = Concrete

¹DÉCOR

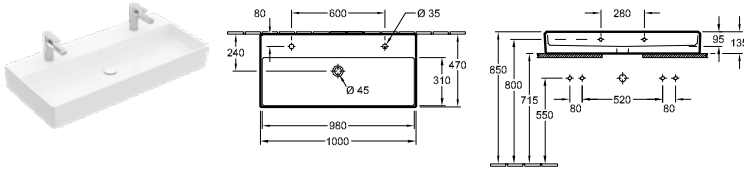
Surcharge on White Alpin 01/ item:
€ 672 / TDS7 = Concrete

MEMENTO 2.0

€ excl. VAT

Please order tap fittings and soap dispenser separately

WASHBASIN



Article number	Description		01	plus R1	plus R2	plus RW, S0	plus S5, i4		pcs/ pal.	kg/ pc.
4A22 1L XX	1000 x 470 mm 2xO with 2 single-lever mixers and turn-knob operation or in conjunction with toggle valve, as well as push-open valve, please do not exceed a flow rate of max. 7.5 l/min per tap fitting.	Titan Ceram	988,-	1.073,-	1.073,-	1.257,-	1.257,-	-	6	29
4A22 1K XX	1000 x 470 mm 2xO	Titan Ceram	988,-	1.073,-	1.073,-	1.257,-	1.257,-	-	6	29

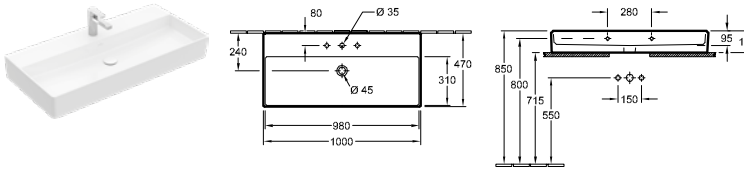
ground underside, wall fastening, incl. template, matching furniture programme: Finion, Legato

For further information about matching valves, see pages 379-383

A non-closing valve or the ViFlow (concealed overflow) must be used for models without overflow function.

9221 49 00	WASHBASIN INSTALLATION ELEMENT 525 x 1120 x 75 mm For further ViConnect models, see pages 367-378		-	-	-	-	-	175,-		8,05
------------	--	--	---	---	---	---	---	-------	--	------

WASHBASIN



Article number	Description		01	plus R1	plus R2	plus RW, S0	plus S5, i4		pcs/ pal.	kg/ pc.
4A22 1G XX	1000 x 470 mm	Titan Ceram	988,-	1.073,-	1.073,-	1.257,-	1.257,-	-	6	29
4A22 1H XX	1000 x 470 mm	Titan Ceram	988,-	1.073,-	1.073,-	1.257,-	1.257,-	-	6	29

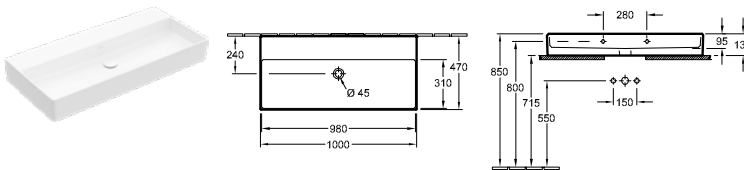
ground underside, wall fastening, incl. template, matching furniture programme: Finion, Legato

For further information about matching valves, see pages 379-383

A non-closing valve or the ViFlow (concealed overflow) must be used for models without overflow function.

9221 49 00	WASHBASIN INSTALLATION ELEMENT 525 x 1120 x 75 mm For further ViConnect models, see pages 367-378		-	-	-	-	-	175,-		8,05
------------	--	--	---	---	---	---	---	-------	--	------

WASHBASIN



Article number	Description		01	plus R1	plus R2	plus RW, S0	plus S5, i4		pcs/ pal.	kg/ pc.
4A22 1F XX	1000 x 470 mm	Titan Ceram	1.026,-	1.111,-	1.111,-	1.295,-	1.295,-	-	6	29

ground underside, wall fastening, incl. template, when using a wall-mounted tap fitting, we recommend a projection of at least 205 mm, matching furniture programme: Finion, Legato

For further information about matching valves, see pages 379-383

Please note: unclosable outlet valve must be used with models without overflow

9221 49 00	WASHBASIN INSTALLATION ELEMENT 525 x 1120 x 75 mm For further ViConnect models, see pages 367-378		-	-	-	-	-	175,-		8,05
------------	--	--	---	---	---	---	---	-------	--	------

The colours S5, i4, S0 and TDS7 Concrete (concrete look, only for surface-mounted washbasins) are made to order. Please enquire about delivery times when ordering. The individual production of the concrete look makes each washbasin unique.

XX = Colour code to be indicated
01 = White Alpin, R1 = White Alpin CeramicPlus, R2 = Star White CeramicPlus, RW = Stone White CeramicPlus, S5 = Ebony CeramicPlus, i4 = Graphite CeramicPlus, S0 = Glossy Black CeramicPlus, TDS7 = Concrete

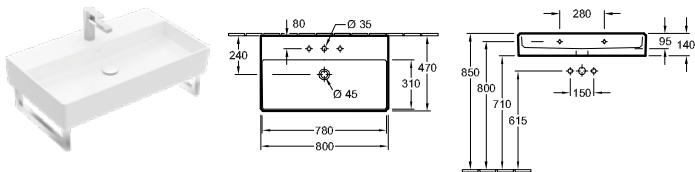
¹DÉCOR
Surcharge on White Alpin 01/ item:
€ 672 / TDS7 = Concrete

MEMENTO 2.0

€ excl. VAT

Please order tap fittings and soap dispenser separately

WASHBASIN



Article number	Description	01	plus R1	plus R2	plus RW, S0	plus S5, i4		pcs/ pal.	kg/ pc.
4A22 80 XX	800 x 470 mm	782,-	867,-	867,-	1.024,-	1.024,-	-	12	24,9
4A22 81 XX	800 x 470 mm	782,-	867,-	867,-	1.024,-	1.024,-	-	12	24,9

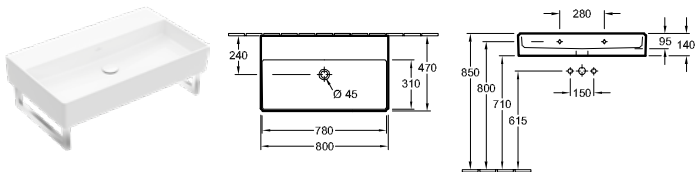
wall fastening, towel holder (not included in scope of delivery): side installation (mountable: 2 pc.)

For further information about matching valves, see pages 379-383

A non-closing valve or the ViFlow (concealed overflow) must be used for models without overflow function.

8749 42 D7	TOWEL RAIL (optional) 420 x 140 mm, stainless steel, side installation, fastening set included	-	-	-	-	-	200,-		1,9
9221 49 00	WASHBASIN INSTALLATION ELEMENT 525 x 1120 x 75 mm For further ViConnect models, see pages 367-378	-	-	-	-	-	175,-		8,05

WASHBASIN



Article number	Description	01	plus R1	plus R2	plus RW, S0	plus S5, i4		pcs/ pal.	kg/ pc.
4A22 83 XX	800 x 470 mm	820,-	905,-	905,-	1.062,-	1.062,-	-	12	24,9

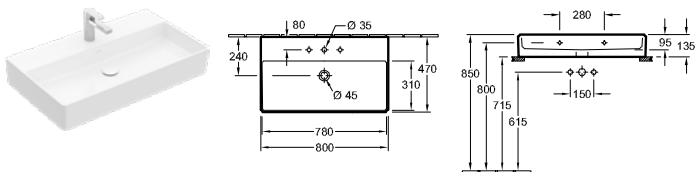
wall fastening, towel holder (not included in scope of delivery): side installation (mountable: 2 pc.), when using a wall-mounted tap fitting, we recommend a projection of at least 205 mm

For further information about matching valves, see pages 379-383

Please note: unclosable outlet valve must be used with models without overflow

8749 42 D7	TOWEL RAIL (optional) 420 x 140 mm, stainless steel, side installation, fastening set included	-	-	-	-	-	200,-		1,9
9221 49 00	WASHBASIN INSTALLATION ELEMENT 525 x 1120 x 75 mm For further ViConnect models, see pages 367-378	-	-	-	-	-	175,-		8,05

WASHBASIN



Article number	Description	01	plus R1	plus R2	plus RW, S0	plus S5, i4		pcs/ pal.	kg/ pc.
4A22 8G XX	800 x 470 mm	850,-	935,-	935,-	1.092,-	1.092,-	-	12	24,9
4A22 8L XX	800 x 470 mm	850,-	935,-	935,-	1.092,-	1.092,-	-	12	24,9

ground underside, wall fastening, incl. template, matching furniture programme: Finion, Legato

For further information about matching valves, see pages 379-383

A non-closing valve or the ViFlow (concealed overflow) must be used for models without overflow function.

9221 49 00	WASHBASIN INSTALLATION ELEMENT 525 x 1120 x 75 mm For further ViConnect models, see pages 367-378	-	-	-	-	-	175,-		8,05
------------	---	---	---	---	---	---	-------	--	------

The colours S5, i4, S0 and TDS7 Concrete (concrete look, only for surface-mounted washbasins) are made to order. Please enquire about delivery times when ordering.
The individual production of the concrete look makes each washbasin unique.

XX = Colour code to be indicated
01 = White Alpin, R1 = White Alpin CeramicPlus, R2 = Star White CeramicPlus, RW = Stone White CeramicPlus, S5 = Ebony CeramicPlus, i4 = Graphite CeramicPlus, S0 = Glossy Black CeramicPlus, TDS7 = Concrete

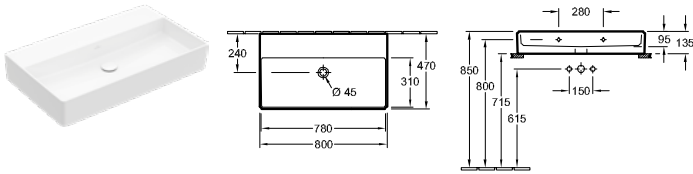
¹DÉCOR
Surcharge on White Alpin 01/ item:
€ 672 / TDS7 = Concrete


MEMENTO 2.0

€ excl. VAT

Please order tap fittings and soap dispenser separately

WASHBASIN



Article number	Description	01	plus R1	plus R2	plus RW, S0	plus S5, i4		pcs/ pal.	kg/ pc.
4A22 8F XX	800 x 470 mm 	888,-	973,-	973,-	1.130,-	1.130,-	-	12	24,9

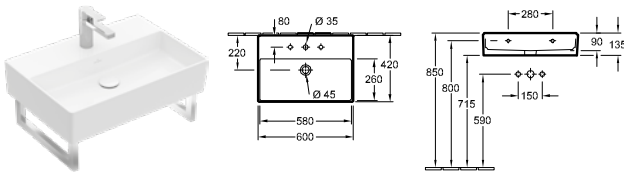
ground underside, wall fastening, incl. template, when using a wall-mounted tap fitting, we recommend a projection of at least 205 mm, matching furniture programme: Finion, Legato



For further information about matching valves, see pages 379-383

Please note: unclosable outlet valve must be used with models without overflow

9221 49 00	WASHBASIN INSTALLATION ELEMENT 525 x 1120 x 75 mm For further ViConnect models, see pages 367-378	-	-	-	-	-	175,-		8,05
------------	--	---	---	---	---	---	-------	--	------

WASHBASIN



Article number	Description	01	plus R1	plus R2	plus RW, S0	plus S5, i4		pcs/ pal.	kg/ pc.
4A22 60 XX	600 x 420 mm 	461,-	546,-	546,-	639,-	639,-	-	10	17,2
4A22 61 XX	600 x 420 mm 	461,-	546,-	546,-	639,-	639,-	-	10	17,2

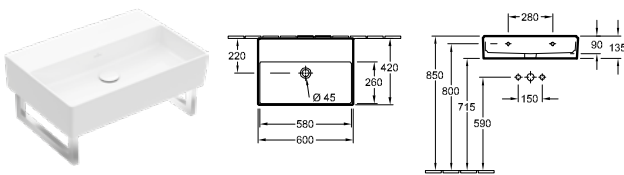
wall fastening, towel holder (not included in scope of delivery): side installation (mountable: 2 pc.)


For further information about matching valves, see pages 379-383

A non-closing valve or the ViFlow (concealed overflow) must be used for models without overflow function.

8749 37 D7	TOWEL RAIL (optional) 370 x 140 mm, stainless steel, side installation, fastening set included	-	-	-	-	-	197,-		1,04
9221 49 00	WASHBASIN INSTALLATION ELEMENT 525 x 1120 x 75 mm For further ViConnect models, see pages 367-378	-	-	-	-	-	175,-		8,05

WASHBASIN



Article number	Description	01	plus R1	plus R2	plus RW, S0	plus S5, i4		pcs/ pal.	kg/ pc.
4A22 63 XX	600 x 420 mm 	499,-	584,-	584,-	677,-	677,-	-	10	17,2

wall fastening, towel holder (not included in scope of delivery): side installation (mountable: 2 pc.), when using a wall-mounted tap fitting, we recommend a projection of at least 205 mm

For further information about matching valves, see pages 379-383

Please note: unclosable outlet valve must be used with models without overflow

8749 37 D7	TOWEL RAIL (optional) 370 x 140 mm, stainless steel, side installation, fastening set included	-	-	-	-	-	197,-		1,04
9221 49 00	WASHBASIN INSTALLATION ELEMENT 525 x 1120 x 75 mm For further ViConnect models, see pages 367-378	-	-	-	-	-	175,-		8,05

The colours S5, i4, S0 and TDS7 Concrete (concrete look, only for surface-mounted washbasins) are made to order. Please enquire about delivery times when ordering. The individual production of the concrete look makes each washbasin unique.

XX = Colour code to be indicated
01 = White Alpin, R1 = White Alpin CeramicPlus, R2 = Star White CeramicPlus, RW = Stone White CeramicPlus, S5 = Ebony CeramicPlus, i4 = Graphite CeramicPlus, S0 = Glossy Black CeramicPlus, TDS7 = Concrete

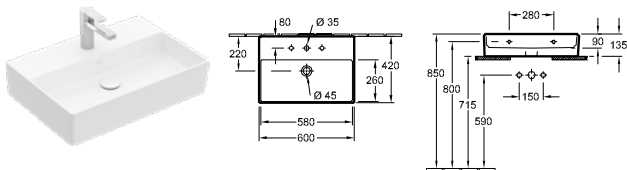
¹DÉCOR
Surcharge on White Alpin 01/ item:
€ 672 / TDS7 = Concrete




MEMENTO 2.0

€ excl. VAT

Please order tap fittings and soap dispenser separately

WASHBASIN



Article number	Description		01	plus R1	plus R2	plus RW, S0	plus S5, i4		pcs/ pal.	kg/ pc.
4A22 6G XX	600 x 420 mm 		529,-	614,-	614,-	707,-	707,-	-	10	17,7
4A22 6L XX	600 x 420 mm 		529,-	614,-	614,-	707,-	707,-	-	10	17,7

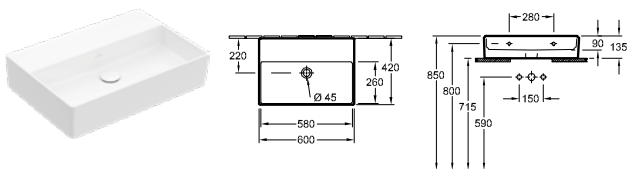
ground underside, wall fastening, incl. template, matching furniture programme: Finion, Legato

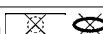

For further information about matching valves, see pages 379-383

A non-closing valve or the ViFlow (concealed overflow) must be used for models without overflow function.

9221 49 00	WASHBASIN INSTALLATION ELEMENT 525 x 1120 x 75 mm For further ViConnect models, see pages 367-378		-	-	-	-	-	175,-		8,05
------------	--	---	---	---	---	---	---	-------	--	------

WASHBASIN



Article number	Description		01	plus R1	plus R2	plus RW, S0	plus S5, i4		pcs/ pal.	kg/ pc.
4A22 6F XX	600 x 420 mm 		567,-	652,-	652,-	745,-	745,-	-	10	17,7

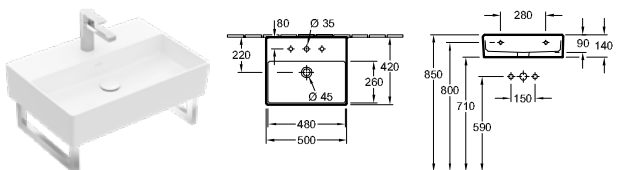
ground underside, wall fastening, incl. template, when using a wall-mounted tap fitting, we recommend a projection of at least 205 mm, matching furniture programme: Finion, Legato

For further information about matching valves, see pages 379-383

Please note: unclosable outlet valve must be used with models without overflow

9221 49 00	WASHBASIN INSTALLATION ELEMENT 525 x 1120 x 75 mm For further ViConnect models, see pages 367-378		-	-	-	-	-	175,-		8,05
------------	--	---	---	---	---	---	---	-------	--	------

WASHBASIN




Article number	Description		01	plus R1	plus R2	plus RW, S0	plus S5, i4		pcs/ pal.	kg/ pc.
4A22 50 XX	500 x 420 mm 		406,-	491,-	491,-	573,-	573,-	-	12	14,19
4A22 51 XX	500 x 420 mm 		406,-	491,-	491,-	573,-	573,-	-	12	14,19

wall fastening, towel holder (not included in scope of delivery): side installation (mountable: 2 pc.)

For further information about matching valves, see pages 379-383

A non-closing valve or the ViFlow (concealed overflow) must be used for models without overflow function.

8749 37 D7	TOWEL RAIL (optional) 370 x 140 mm, stainless steel, side installation, fastening set included		-	-	-	-	-	197,-		1,04
9221 49 00	WASHBASIN INSTALLATION ELEMENT 525 x 1120 x 75 mm For further ViConnect models, see pages 367-378		-	-	-	-	-	175,-		8,05

The colours S5, i4, S0 and TDS7 Concrete (concrete look, only for surface-mounted washbasins) are made to order. Please enquire about delivery times when ordering. The individual production of the concrete look makes each washbasin unique.

XX = Colour code to be indicated
01 = White Alpin, R1 = White Alpin CeramicPlus, R2 = Star White CeramicPlus, RW = Stone White CeramicPlus, S5 = Ebony CeramicPlus, i4 = Graphite CeramicPlus, S0 = Glossy Black CeramicPlus, TDS7 = Concrete

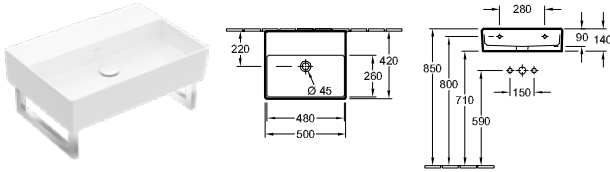
¹DÉCOR
Surcharge on White Alpin 01/ item:
€ 672 / TDS7 = Concrete


MEMENTO 2.0

€ excl. VAT

Please order tap fittings and soap dispenser separately

WASHBASIN



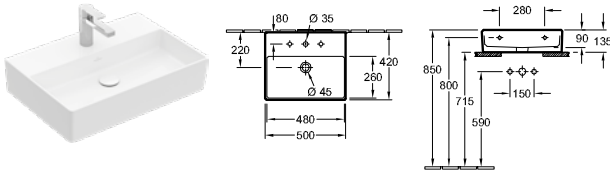
Article number	Description	01	plus R1	plus R2	plus RW, S0	plus S5, i4		pcs/ pal.	kg/ pc.
4A22 53 XX	500 x 420 mm 	444,-	529,-	529,-	611,-	611,-	-	12	14,19



wall fastening, towel holder (not included in scope of delivery): side installation (mountable: 2 pc.), when using a wall-mounted tap fitting, we recommend a projection of at least 205 mm
For further information about matching valves, see pages 379-383

Please note: unclosable outlet valve must be used with models without overflow

8749 37 D7	TOWEL RAIL (optional) 370 x 140 mm, stainless steel, side installation, fastening set included	-	-	-	-	-	197,-		1,04
9221 49 00	WASHBASIN INSTALLATION ELEMENT 525 x 1120 x 75 mm For further ViConnect models, see pages 367-378	-	-	-	-	-	175,-		8,05

WASHBASIN



Article number	Description	01	plus R1	plus R2	plus RW, S0	plus S5, i4		pcs/ pal.	kg/ pc.
4A22 5G XX	500 x 420 mm 	474,-	559,-	559,-	641,-	641,-	-	12	13,1
4A22 5L XX	500 x 420 mm 	474,-	559,-	559,-	641,-	641,-	-	12	13,1

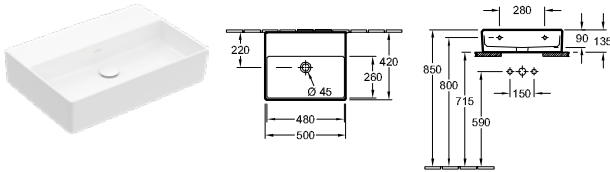
ground underside, wall fastening, incl. template, matching furniture programme: Finion, Legato


For further information about matching valves, see pages 379-383

A non-closing valve or the ViFlow (concealed overflow) must be used for models without overflow function.

9221 49 00	WASHBASIN INSTALLATION ELEMENT 525 x 1120 x 75 mm For further ViConnect models, see pages 367-378	-	-	-	-	-	175,-		8,05
------------	---	---	---	---	---	---	-------	--	------

WASHBASIN



Article number	Description	01	plus R1	plus R2	plus RW, S0	plus S5, i4		pcs/ pal.	kg/ pc.
4A22 5F XX	500 x 420 mm 	512,-	597,-	597,-	679,-	679,-	-	12	13,1

ground underside, wall fastening, incl. template, when using a wall-mounted tap fitting, we recommend a projection of at least 205 mm, matching furniture programme: Finion, Legato

For further information about matching valves, see pages 379-383

Please note: unclosable outlet valve must be used with models without overflow

9221 49 00	WASHBASIN INSTALLATION ELEMENT 525 x 1120 x 75 mm For further ViConnect models, see pages 367-378	-	-	-	-	-	175,-		8,05
------------	---	---	---	---	---	---	-------	--	------

The colours S5, i4, S0 and TDS7 Concrete (concrete look, only for surface-mounted washbasins) are made to order. Please enquire about delivery times when ordering.
The individual production of the concrete look makes each washbasin unique.

XX = Colour code to be indicated
01 = White Alpin, R1 = White Alpin CeramicPlus, R2 = Star White CeramicPlus, RW = Stone White CeramicPlus, S5 = Ebony CeramicPlus, i4 = Graphite CeramicPlus, S0 = Glossy Black CeramicPlus, TDS7 = Concrete

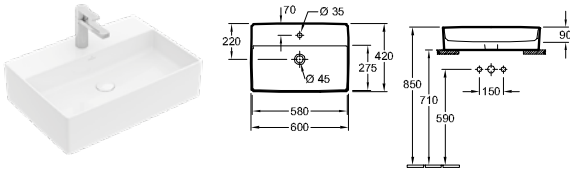
1 DÉCOR
Surcharge on White Alpin 01/ item:
€ 672 / TDS7 = Concrete



MEMENTO 2.0

€ excl. VAT

Please order tap fittings and soap dispenser separately

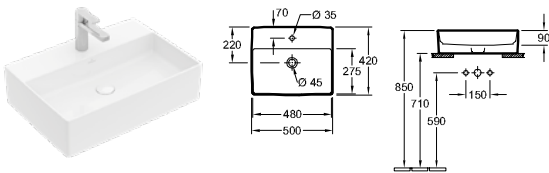
SURFACE-MOUNTED WASHBASIN





Article number	Description	01	plus R1	plus R2	plus RW, S0	plus S5, i4		pcs/ pal.	kg/ pc.	
4A07 60 XX ¹	600 x 420 mm 	Titan Ceram	496,-	581,-	581,-	681,-	681,-	-	10	17.6
4A07 61 XX ¹	600 x 420 mm 	Titan Ceram	496,-	581,-	581,-	681,-	681,-	-	10	17.6

Recommendation: to be installed with a gap of at least 50 mm between the washbasin and the wall, fastening set included, incl. template, matching furniture programme: Finion, Legato
 For further information about matching valves, see pages 379-383
 A non-closing valve or the ViFlow (concealed overflow) must be used for models without overflow function.

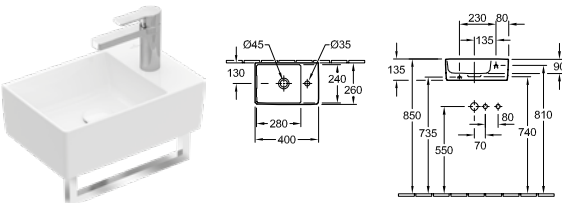
SURFACE-MOUNTED WASHBASIN

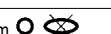


Article number	Description	01	plus R1	plus R2	plus RW, S0	plus S5, i4		pcs/ pal.	kg/ pc.	
4A07 50 XX ¹	500 x 420 mm 	Titan Ceram	442,-	527,-	527,-	616,-	616,-	-	12	14.7
4A07 51 XX ¹	500 x 420 mm 	Titan Ceram	442,-	527,-	527,-	616,-	616,-	-	12	14.7

Recommendation: to be installed with a gap of at least 50 mm between the washbasin and the wall, fastening set included, incl. template
 For further information about matching valves, see pages 379-383
 A non-closing valve or the ViFlow (concealed overflow) must be used for models without overflow function.

HANDWASHBASIN



Article number	Description	01	plus R1	plus R2	plus RW, S0	plus S5, i4		pcs/ pal.	kg/ pc.	
4323 40 XX	400 x 260 mm 	Titan Ceram	324,-	409,-	409,-	474,-	474,-	-	56	7.7

wall fastening, towel holder (not included in scope of delivery): front installation
 For further information about matching valves, see pages 379-383
 Please note: unclosable outlet valve must be used with models without overflow

8749 34 D7	TOWEL RAIL (optional) 345 x 100 mm, stainless steel, front installation, fastening set included	-	-	-	-	-	196,-		1,03
------------	--	---	---	---	---	---	-------	--	------

The colours S5, i4, S0 and TDS7 Concrete (concrete look, only for surface-mounted washbasins) are made to order. Please enquire about delivery times when ordering.
 The individual production of the concrete look makes each washbasin unique.

XX = Colour code to be indicated
 01 = White Alpin, R1 = White Alpin CeramicPlus, R2 = Star White CeramicPlus, RW = Stone White CeramicPlus, S5 = Ebony CeramicPlus, i4 = Graphite CeramicPlus, S0 = Glossy Black CeramicPlus, TDS7 = Concrete

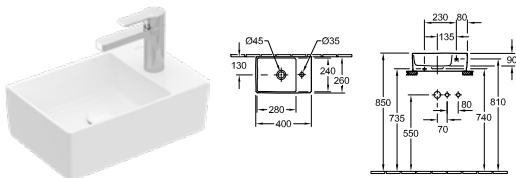
¹DÉCOR
 Surcharge on White Alpin 01/ item:
 € 672 / TDS7 = Concrete




MEMENTO 2.0

€ excl. VAT

Please order tap fittings and soap dispenser separately

HANDWASHBASIN



Article number	Description	01	plus R1	plus R2	plus RW, S0	plus S5, i4		pcs/ pal.	kg/ pc.
4323 4G XX	400 x 260 mm   	392,-	477,-	477,-	542,-	542,-	-	56	7,7

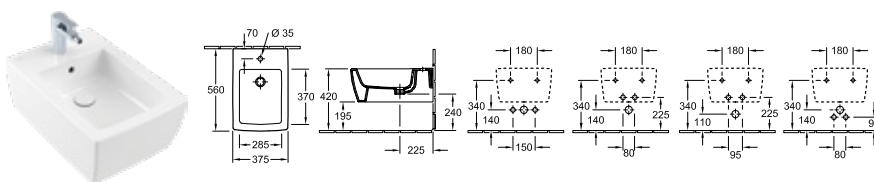
ground underside, wall fastening, incl. template



For further information about matching valves, see pages 379-383

Please note: unclosable outlet valve must be used with models without overflow

BIDET


Registered design



Article number	Description	01	plus R1	plus R2	plus RW, S0	plus S5, i4		pcs/ pal.	kg/ pc.
4433 00 XX	375 x 560 mm  	733,-	818,-	818,-	965,-	965,-	-		21,9

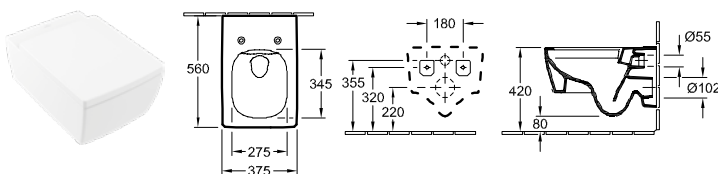
wall-mounted, with fastening set for concealed fastening

For further information about matching valves, see pages 379-383

9953 00 00	FASTENING FRAME (optional)	-	-	-	-	-	180,-		2,93
9221 48 00	BIDET INSTALLATION SYSTEM 525 x 1120 x 100 mm For further ViConnect models, see pages 367-378 	-	-	-	-	-	280,-	10	10,54



WASHDOWN TOILET, RIMLESS

DirectFlush, Registered design



Article number	Description	01	plus R1	plus R2	plus RW, S0	plus S5, i4		pcs/ pal.	kg/ pc.
4633 R0 XX	375 x 560 mm  	568,-	653,-	653,-	767,-	767,-	-		23,5

wall-mounted, horizontal outlet, incl. fastening set "SupraFix 3.0", with water-saving AQUAREDUCT® system: flush volume 3 / 4,5 litres, not suitable for installation with flush valves

8M24 S1 XX	TOILET SEAT AND COVER with QuickRelease and SoftClosing hinges, hinges in stainless steel	226,-	-	249,-	272,-	272,-	-		2,94
9222 87 00	VIPROTECT SOUNDPROOFING SET (optional) incl. accessories	-	-	-	-	-	19,-	600	0,09
9224 61 00	TOILET INSTALLATION SYSTEM for dry-wall construction, standard height 525 x 1120 x 135 mm For further ViConnect models, see pages 367-378 	-	-	-	-	-	320,-	10	14
9224 65 00	TOILET INSTALLATION SYSTEM for dry-wall construction, low 450 x 1120 x 165 mm For further ViConnect models, see pages 367-378 	-	-	-	-	-	432,-	8	19,78

The colours S5, i4, S0 and TDS7 Concrete (concrete look, only for surface-mounted washbasins) are made to order. Please enquire about delivery times when ordering. The individual production of the concrete look makes each washbasin unique.

XX = Colour code to be indicated

01 = White Alpin, R1 = White Alpin CeramicPlus, R2 = Star White CeramicPlus, RW = Stone White CeramicPlus, S5 = Ebony CeramicPlus, i4 = Graphite CeramicPlus, S0 = Glossy Black CeramicPlus, TDS7 = Concrete

1 DÉCOR

Surcharge on White Alpin 01/ item:
€ 672 / TDS7 = Concrete

MEMENTO 2.0

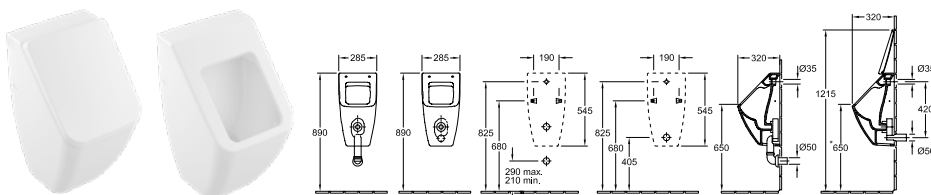
€ excl. VAT

Please order tap fittings and soap dispenser separately

SIPHONIC URINAL

DirectFlush

We recommend the urinal from VENTICELLO for use with MEMENTO 2.0



Article number	Description	01	plus R1	plus R2	plus RW, S0	plus S5, i4		pcs/ pal.	kg/ pc.
5504 R1 XX	285 x 545 x 315 mm for cover	497,-	582,-	681,-	681,-	681,-	-	15	17
5504 R0 XX	285 x 545 x 315 mm without cover	483,-	568,-	665,-	665,-	665,-	-	15	17

with fastening set for concealed fastening, concealed water inlet, Outlet may be concealed depending on the type of extractor section

8M10 S1 XX	COVER with SoftClosing hinges, chrome hinges	220,-	-	242,-	264,-	264,-	-	240	1.3
9326 00 00	EXTRACTOR (optional) horizontal outlet, Flush volume: 1,0 l	-	-	-	-	-	79,-		0,16
9327 00 00	EXTRACTOR (optional) vertical outlet, Flush volume: 1,0 l	-	-	-	-	-	79,-		0,18
9319 00 00	CONNECTION PIECES (optional) comprising: collar, outlet elbow, drain pipe 150 mm long	-	-	-	-	-	126,-		0,23
9933 00 00	WATER-INLET CONNECTOR (optional)	-	-	-	-	-	52,-		0,2
9190 B1 00	PRODETECT 2 RADAR FLUSH CONTROL FOR URINALS (optional) electronic urinal flushing system, battery-operated (6 x 1.5 V AAA required), pipe thread inlet connector 1/2"	-	-	-	-	-	1.008,-		0,97
9190 N1 00	PRODETECT 2 RADAR FLUSH CONTROL FOR URINALS (optional) electronic urinal flushing system, mains-powered (110 - 240 V), Bluetooth-compatible thanks to optional adapter, pipe thread inlet connector 1/2"	-	-	-	-	-	977,-		1,01
9190 61 00	BLUETOOTH ADAPTER (optional) Bluetooth-adapter for 9190 N1 for wireless function change and maintenance, incl. free app for iOS and Android, suitable for smartphones and tablets	-	-	-	-	-	272,-		0,03
9190 57 00	ADAPTER FOR MAINS POWER SUPPLY CONNECTION (optional) Recommendation: to be installed with power supply unit 9190 N1 00	-	-	-	-	-	107,-		0,04
9221 85 00	URINAL INSTALLATION SYSTEM FOR PRODETECT 525 x 1120 x 80 mm For further ViConnect models, see pages 367-378	-	-	-	-	-	225,-		7,15
9219 89 00	URINAL INSTALLATION SYSTEM 525 x 1120 x 98 mm For further ViConnect models, see pages 367-378	-	-	-	-	-	309,-		8,05

The colours S5, i4, S0 and TDS7 Concrete (concrete look, only for surface-mounted washbasins) are made to order. Please enquire about delivery times when ordering. The individual production of the concrete look makes each washbasin unique.

XX = Colour code to be indicated
01 = White Alpin, R1 = White Alpin CeramicPlus, R2 = Star White CeramicPlus, RW = Stone White CeramicPlus, S5 = Ebony CeramicPlus, i4 = Graphite CeramicPlus, S0 = Glossy Black CeramicPlus, TDS7 = Concrete

¹DÉCOR
Surcharge on White Alpin 01/ item:
€ 672 / TDS7 = Concrete

MEMENTO

Sanitaryware

- Premium segment
- Selected washbasins also match the furniture programme Legato
- Designed to match all mirror collections
- Designed to match all mirror cabinet collections

PRO.VILLEROY-BOCH.COM/TECHNICALDRAWINGS



Ceramic colours



01 = White Alpin



R1 = White Alpin
CeramicPlus



R2 = Star White
CeramicPlus



S0 = Glossy
Black
CeramicPlus

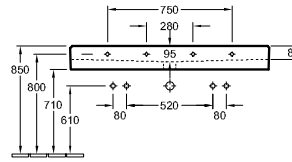
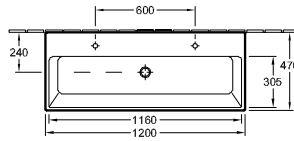

MEMENTO



€ excl. VAT

registered design

Please order tap fittings and soap dispenser separately

WASHBASIN




Article number	Description	01	plus: R1	plus: R2	plus: S0		pcs/pal.	kg/pc.
5133 C4 XX	1200 x 470 mm 2xO with 2 single-lever mixers and turn-knob operation or in conjunction with toggle valve, as well as push-open valve, please do not exceed a flow rate of max. 7.5 l/min per tap fitting. 	1.026,-	1.111,-	1.111,-	1.316,-	-	6	37,2
5133 C1 XX	1200 x 470 mm 2xO 	1.026,-	1.111,-	1.111,-	1.316,-	-	6	37,2

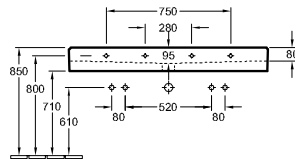
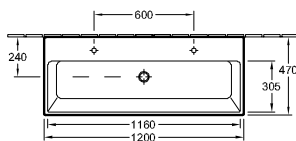
wall fastening, towel holder (not included in scope of delivery): front installation (8749 12) / side installation (8749 42) (mountable: 2 pc.)



For further information about matching valves, see pages 379-383

Please note: unclosable outlet valve must be used with models without overflow

8749 12 D7	TOWEL RAIL (optional) 1120 x 140 mm, stainless steel, front installation, fastening set included	-	-	-	-	363,-		3,5
8749 42 D7	TOWEL RAIL (optional) 420 x 140 mm, stainless steel, side installation, fastening set included	-	-	-	-	200,-		1,9
9221 49 00	WASHBASIN INSTALLATION ELEMENT 525 x 1120 x 75 mm  For further ViConnect models, see pages 367-378	-	-	-	-	175,-		8,05

WASHBASIN



Article number	Description	01	plus: R1	plus: R2	plus: S0		pcs/pal.	kg/pc.
5133 CK XX	1200 x 470 mm 2xO with 2 single-lever mixers and turn-knob operation or in conjunction with toggle valve, as well as push-open valve, please do not exceed a flow rate of max. 7.5 l/min per tap fitting. 	1.094,-	1.179,-	1.179,-	1.384,-	-	6	37,2
5133 CG XX	1200 x 470 mm 2xO  matching furniture programme: Legato	1.094,-	1.179,-	1.179,-	1.384,-	-	6	37,2

ground underside, wall fastening, incl. template

For further information about matching valves, see pages 379-383

Please note: unclosable outlet valve must be used with models without overflow

9221 49 00	WASHBASIN INSTALLATION ELEMENT 525 x 1120 x 75 mm  For further ViConnect models, see pages 367-378	-	-	-	-	175,-		8,05
------------	---	---	---	---	---	-------	--	------

The colour S0 is made to order. When placing your order, please enquire about delivery times.

XX = Colour code to be indicated

01 = White Alpin, R1 = White Alpin CeramicPlus, R2 = Star White CeramicPlus, S0 = Glossy Black CeramicPlus

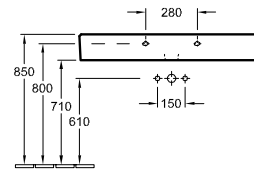
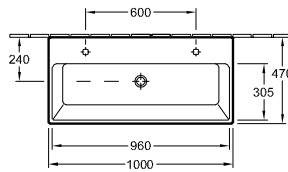
MEMENTO



€ excl. VAT

registered design

Please order tap fittings and soap dispenser separately

WASHBASIN




Article number	Description	01	plus: R1	plus: R2	plus: S0		pcs/pal.	kg/pc.
5133 A4 XX	1000 x 470 mm 2xO with 2 single-lever mixers and turn-knob operation or in conjunction with toggle valve, as well as push-open valve, please do not exceed a flow rate of max. 7.5 l/min per tap fitting. 	792,-	877,-	877,-	1.036,-	-	6	32
5133 A1 XX	1000 x 470 mm 2xO 	792,-	877,-	877,-	1.036,-	-	6	32,15

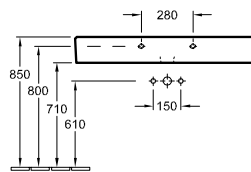
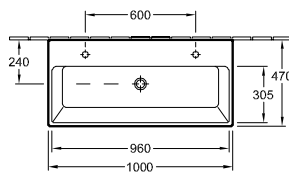
wall fastening, towel holder (not included in scope of delivery): front installation (8749 92) / side installation (8749 42) (mountable: 2 pc.)



For further information about matching valves, see pages 379-383

Please note: unclosable outlet valve must be used with models without overflow

8749 42 D7	TOWEL RAIL (optional) 420 x 140 mm, stainless steel, side installation, fastening set included	-	-	-	-	200,-		1,9
8749 92 D7	TOWEL RAIL (optional) 920 x 130 mm, stainless steel, front installation, fastening set included	-	-	-	-	291,-		1,75
9221 49 00	WASHBASIN INSTALLATION ELEMENT 525 x 1120 x 75 mm  For further ViConnect models, see pages 367-378	-	-	-	-	175,-		8,05

WASHBASIN



Article number	Description	01	plus: R1	plus: R2	plus: S0		pcs/pal.	kg/pc.
5133 AK XX	1000 x 470 mm 2xO with 2 single-lever mixers and turn-knob operation or in conjunction with toggle valve, as well as push-open valve, please do not exceed a flow rate of max. 7.5 l/min per tap fitting. 	860,-	945,-	945,-	1.104,-	-	6	32
5133 AG XX	1000 x 470 mm 2xO  matching furniture programme: Legato	860,-	945,-	945,-	1.104,-	-	6	32

ground underside, wall fastening, incl. template

For further information about matching valves, see pages 379-383

Please note: unclosable outlet valve must be used with models without overflow

9221 49 00	WASHBASIN INSTALLATION ELEMENT 525 x 1120 x 75 mm  For further ViConnect models, see pages 367-378	-	-	-	-	175,-		8,05
------------	---	---	---	---	---	-------	--	------

The colour S0 is made to order. When placing your order, please enquire about delivery times.

XX = Colour code to be indicated

01 = White Alpin, R1 = White Alpin CeramicPlus, R2 = Star White CeramicPlus, S0 = Glossy Black CeramicPlus

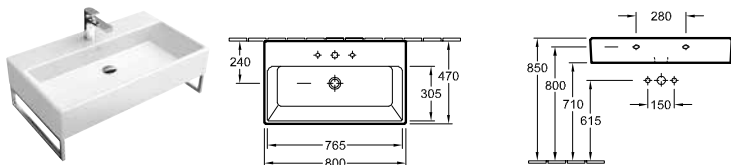
MEMENTO

€ excl. VAT

registered design

Please order tap fittings and soap dispenser separately

WASHBASIN



Article number	Description	01	plus: R1	plus: R2	plus: S0	pcs/pal.	kg/pc.
5133 85 XX	800 x 470 mm <input type="checkbox"/> Custom	668,-	753,-	753,-	887,-	-	12 26.4
5133 81 XX	800 x 470 mm <input type="checkbox"/> Custom	668,-	753,-	753,-	887,-	-	12 26.4

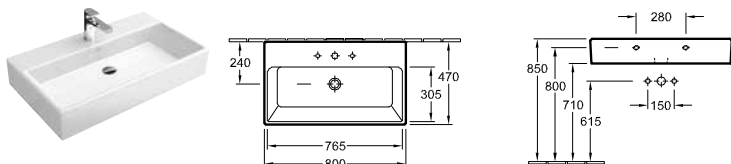
wall fastening, towel holder (not included in scope of delivery): front installation (8749 80) / side installation (8749 42) (mountable: 2 pc.)

For further information about matching valves, see pages 379-383

Please note: unclosable outlet valve must be used with models without overflow

8749 80 D7	TOWEL RAIL (optional) 720 x 140 mm, stainless steel, front installation, fastening set included	-	-	-	-	262,-	2.8
8749 42 D7	TOWEL RAIL (optional) 420 x 140 mm, stainless steel, side installation, fastening set included	-	-	-	-	200,-	1.9
9221 49 00	WASHBASIN INSTALLATION ELEMENT 525 x 1120 x 75 mm For further ViConnect models, see pages 367-378		-	-	-	175,-	8,05

WASHBASIN



Article number	Description	01	plus: R1	plus: R2	plus: S0	pcs/pal.	kg/pc.
5133 8L XX	800 x 470 mm <input type="checkbox"/> Custom	736,-	821,-	821,-	955,-	-	8 26.4
5133 8G XX	800 x 470 mm <input type="checkbox"/> Custom	736,-	821,-	821,-	955,-	-	8 26.4

ground underside, wall fastening, incl. template, matching furniture programme: Legato

For further information about matching valves, see pages 379-383

Please note: unclosable outlet valve must be used with models without overflow

9221 49 00	WASHBASIN INSTALLATION ELEMENT 525 x 1120 x 75 mm For further ViConnect models, see pages 367-378		-	-	-	175,-	8,05
------------	---	--	---	---	---	-------	------

The colour S0 is made to order. When placing your order, please enquire about delivery times.

XX = Colour code to be indicated

01 = White Alpin, R1 = White Alpin CeramicPlus, R2 = Star White CeramicPlus, S0 = Glossy Black CeramicPlus

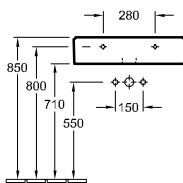
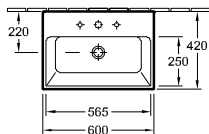
MEMENTO

€ excl. VAT

registered design

Please order tap fittings and soap dispenser separately

WASHBASIN



Article number	Description		01	plus R1	plus R2	plus S0		pcs/ pal.	kg/ pc.
5133 60 XX	600 x 420 mm	Custom	396,-	481,-	481,-	560,-	-	15	18
5133 61 XX	600 x 420 mm	Custom	396,-	481,-	481,-	560,-	-	15	18

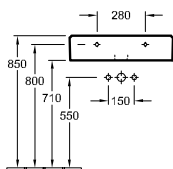
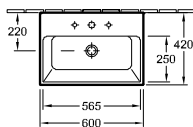
wall fastening, towel holder (not included in scope of delivery): side installation (mountable: 2 pc.)

For further information about matching valves, see pages 379-383

Please note: unclosable outlet valve must be used with models without overflow

8749 37 D7	TOWEL RAIL (optional) 370 x 140 mm, stainless steel, side installation, fastening set included		-	-	-	-	197,-		1,04
9221 49 00	WASHBASIN INSTALLATION ELEMENT 525 x 1120 x 75 mm For further ViConnect models, see pages 367-378		-	-	-	-	175,-		8,05

WASHBASIN



Article number	Description		01	plus R1	plus R2	plus S0		pcs/ pal.	kg/ pc.
5133 6L XX	600 x 420 mm	Custom	464,-	549,-	549,-	628,-	-	15	18
5133 6G XX	600 x 420 mm	Custom	464,-	549,-	549,-	628,-	-	15	18

ground underside, wall fastening, incl. template, matching furniture programme: Legato

For further information about matching valves, see pages 379-383

Please note: unclosable outlet valve must be used with models without overflow

9221 49 00	WASHBASIN INSTALLATION ELEMENT 525 x 1120 x 75 mm For further ViConnect models, see pages 367-378		-	-	-	-	175,-		8,05
------------	--	--	---	---	---	---	-------	--	------

The colour S0 is made to order. When placing your order, please enquire about delivery times.

XX = Colour code to be indicated

01 = White Alpin, R1 = White Alpin CeramicPlus, R2 = Star White CeramicPlus, S0 = Glossy Black CeramicPlus

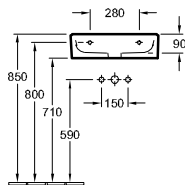
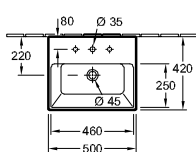
MEMENTO

€ excl. VAT

registered design

Please order tap fittings and soap dispenser separately

WASHBASIN



Article number	Description		01	plus R1	plus R2	plus S0		pcs/ pal.	kg/ pc.
5133 50 XX	500 x 420 mm	Custom	346,-	431,-	431,-	500,-	-	16	16
5133 51 XX	500 x 420 mm	Custom	346,-	431,-	431,-	500,-	-	16	16

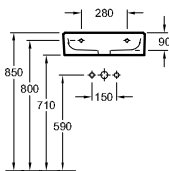
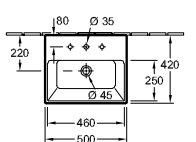
wall fastening, towel holder (not included in scope of delivery): side installation (mountable: 2 pc.)

For further information about matching valves, see pages 379-383

Please note: unclosable outlet valve must be used with models without overflow

8749 37 D7	TOWEL RAIL (optional) 370 x 140 mm, stainless steel, side installation, fastening set included		-	-	-	-	197,-		1,04
9221 49 00	WASHBASIN INSTALLATION ELEMENT 525 x 1120 x 75 mm For further ViConnect models, see pages 367-378		-	-	-	-	175,-		8,05

WASHBASIN



Article number	Description		01	plus R1	plus R2	plus S0		pcs/ pal.	kg/ pc.
5133 5L XX	500 x 420 mm	Custom	414,-	499,-	499,-	568,-	-	16	16
5133 5G XX	500 x 420 mm	Custom	414,-	499,-	499,-	568,-	-	16	16

ground underside, wall fastening, incl. template, matching furniture programme: Legato

For further information about matching valves, see pages 379-383

Please note: unclosable outlet valve must be used with models without overflow

9221 49 00	WASHBASIN INSTALLATION ELEMENT 525 x 1120 x 75 mm For further ViConnect models, see pages 367-378		-	-	-	-	175,-		8,05
------------	--	--	---	---	---	---	-------	--	------

The colour S0 is made to order. When placing your order, please enquire about delivery times.

XX = Colour code to be indicated

01 = White Alpin, R1 = White Alpin CeramicPlus, R2 = Star White CeramicPlus, S0 = Glossy Black CeramicPlus

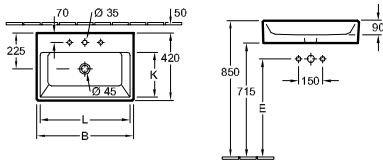
MEMENTO

€ excl. VAT

registered design

Please order tap fittings and soap dispenser separately

SURFACE-MOUNTED WASHBASIN



Article no.	B	E	K	L
513560XX	600	615	270	565
513561XX	600	615	270	565
513562XX	600	615	270	565
513550XX	500	550	265	470
513551XX	500	550	265	470
513552XX	500	550	265	470

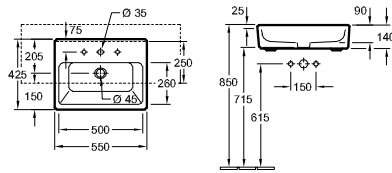
Article number	Description	01	plus: R1	plus: R2	plus: S0	pcs/pal.	kg/pc.
5135 60 XX	600 x 420 mm	412,-	497,-	497,-	579,-	-	10 17,5
5135 61 XX	600 x 420 mm	412,-	497,-	497,-	579,-	-	10 17,5
5135 62 XX	600 x 420 mm	450,-	535,-	535,-	617,-	-	10 17,5
5135 50 XX	500 x 420 mm	353,-	438,-	438,-	509,-	-	16 15,5
5135 51 XX	500 x 420 mm	353,-	438,-	438,-	509,-	-	16 15,5
5135 52 XX	500 x 420 mm	391,-	476,-	476,-	547,-	-	16 15,5

Recommendation: to be installed with a gap of at least 50 mm between the washbasin and the wall, fastening set included, incl. template

For further information about matching valves, see pages 379-383

Please note: unclosable outlet valve must be used with models without overflow

SEMI-RECESSED WASHBASIN

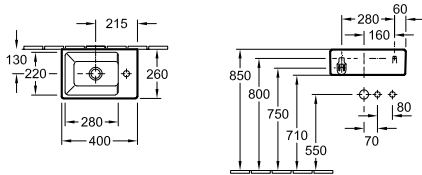


Article number	Description	01	plus: R1	plus: R2	plus: S0	pcs/pal.	kg/pc.
4133 55 XX	550 x 425 mm	412,-	497,-	497,-	579,-	-	12 15,6

incl. template, fastening set included

For further information about matching valves, see pages 379-383

HANDWASHBASIN



Article number	Description	01	plus: R1	plus: R2	plus: S0	pcs/pal.	kg/pc.
5333 41 XX	400 x 260 mm	307,-	392,-	392,-	454,-	-	56 8,12

fastening set included, towel holder (not included in scope of delivery): front installation

For further information about matching valves, see pages 379-383

Please note: unclosable outlet valve must be used with models without overflow

8749 34 D7	TOWEL RAIL (optional) 345 x 100 mm, stainless steel, front installation, fastening set included	-	-	-	-	196,-	1,03
------------	--	---	---	---	---	-------	------

The colour S0 is made to order. When placing your order, please enquire about delivery times.

XX = Colour code to be indicated

01 = White Alpin, R1 = White Alpin CeramicPlus, R2 = Star White CeramicPlus, S0 = Glossy Black CeramicPlus

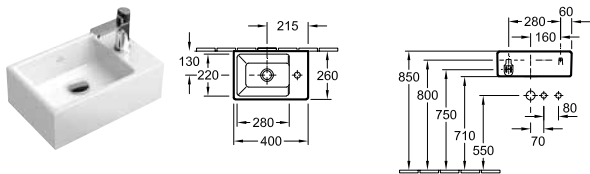
MEMENTO





€ excl. VAT

registered design

Please order tap fittings and soap dispenser separately

HANDWASHBASIN



Article number	Description	01	 R1	 R2	 S0		pcs/ pal.	kg/ pc.
5333 4G XX	400 x 260 mm 	375,-	460,-	460,-	522,-	-	56	9,33

ground underside, wall fastening, incl. template, fastening set included

For further information about matching valves, see pages 379-383

Please note: unclosable outlet valve must be used with models without overflow

The colour S0 is made to order. When placing your order, please enquire about delivery times.

XX = Colour code to be indicated

01 = White Alpin, R1 = White Alpin CeramicPlus, R2 = Star White CeramicPlus, S0 = Glossy Black CeramicPlus

MORE TO SEE

Bathroom Furniture

- Mainstream segment
- Match all collections/furniture programmes

[PRO.VILLEROY-BOCH.COM/TECHNICALDRAWINGS](https://pro.villeroy-boch.com/technicaldrawings)



MORE TO SEE



MORE TO SEE

€ excl. VAT

registered design

Goods in stock

Express
Delivery

These products are always in stock.

Mirrors:

mirror with lighting (5 mm) on a frame

mirror without lighting (5 mm), 2 hangers (without supporting frame)

Mirror frame:

















60 mm x 40 mm aluminium frame (hollow profile, matt anodised silver)

Lighting:

LED lighting with chrome-plated, glossy metal casing

light colour in daylight white (5700 K)

loose mains connection

	MIRROR	MIRROR	MIRROR	MIRROR
				
				
Article number	A310 16 00	A310 14 00	A310 13 00	A310 12 00
Dimensions (w x h x d)	1600 x 750 x 20 mm	1400 x 750 x 20 mm	1300 x 750 x 20 mm	1200 x 750 x 20 mm
Scope of delivery	fastening set included	fastening set included	fastening set included	fastening set included
	538,-	489,-	454,-	423,-
	MIRROR	MIRROR	MIRROR	MIRROR
				
				
Article number	A310 10 00	A310 90 00	A310 80 00	A310 70 00
Dimensions (w x h x d)	1000 x 750 x 20 mm	900 x 750 x 20 mm	800 x 750 x 20 mm	700 x 750 x 20 mm
Scope of delivery	fastening set included	fastening set included	fastening set included	fastening set included
	381,-	351,-	327,-	300,-
	MIRROR	MIRROR	MIRROR	MIRROR
				
				
Article number	A310 65 00	A310 60 00	A310 55 00	A310 50 00
Dimensions (w x h x d)	650 x 750 x 20 mm	600 x 750 x 20 mm	550 x 750 x 20 mm	500 x 750 x 20 mm
Scope of delivery	fastening set included	fastening set included	fastening set included	fastening set included
	283,-	266,-	249,-	233,-


MORE TO SEE


€ excl. VAT



registered design

Goods in stock

Express Delivery These products are always in stock.

	MIRROR
	
	Express Delivery
Article number	A310 45 00
Dimensions (w x h x d)	450 x 750 x 20 mm
Scope of delivery	fastening set included
	213,-

	MIRROR	MIRROR	MIRROR	MIRROR
				
	Express Delivery	Express Delivery	Express Delivery	Express Delivery
Article number	A404 16 00	A404 14 00	A404 13 00	A404 12 00
Dimensions (w x h x d)	1600 x 750 x 126/130 mm	1400 x 750 x 126/130 mm	1300 x 750 x 126/130 mm	1200 x 750 x 126/130 mm
Lighting	LED lighting for room/outside light switch Illuminant 1x LED / 12 W Energy efficiency class A-A++	LED lighting for room/outside light switch Illuminant 1x LED / 12 W Energy efficiency class A-A++	LED lighting for room/outside light switch Illuminant 1x LED / 10 W Energy efficiency class A-A++	LED lighting for room/outside light switch Illuminant 1x LED / 10 W Energy efficiency class A-A++
Equipped with	1x lamp	1x lamp	1x lamp	1x lamp
Note on standard	IP 44	IP 44	IP 44	IP 44
Scope of delivery	fastening set included	fastening set included	fastening set included	fastening set included
	1.894,-	1.710,-	1.692,-	1.642,-

	MIRROR	MIRROR	MIRROR	MIRROR
				
	Express Delivery	Express Delivery	Express Delivery	Express Delivery
Article number	A404 10 00	A404 90 00	A404 80 00	A404 70 00
Dimensions (w x h x d)	1000 x 750 x 126/130 mm	900 x 750 x 126/130 mm	800 x 750 x 126/130 mm	700 x 750 x 126/130 mm
Lighting	LED lighting for room/outside light switch Illuminant 1x LED / 8 W Energy efficiency class A-A++	LED lighting for room/outside light switch Illuminant 1x LED / 8 W Energy efficiency class A-A++	LED lighting for room/outside light switch Illuminant 1x LED / 8 W Energy efficiency class A-A++	LED lighting for room/outside light switch Illuminant 1x LED / 6 W Energy efficiency class A-A++
Equipped with	1x lamp	1x lamp	1x lamp	1x lamp
Note on standard	IP 44	IP 44	IP 44	IP 44
Scope of delivery	fastening set included	fastening set included	fastening set included	fastening set included
	1.182,-	1.109,-	1.053,-	1.032,-

MORE TO SEE

MORE TO SEE






€ excl. VAT



registered design

Goods in stock

Express Delivery

These products are always in stock.

	MIRROR	MIRROR	MIRROR	MIRROR
				
				
Article number	A404 65 00	A404 60 00	A404 55 00	A404 50 00
Dimensions (w x h x d)	650 x 750 x 126/130 mm	600 x 750 x 126/130 mm	550 x 750 x 126/130 mm	500 x 750 x 126/130 mm
Lighting	LED lighting for room/outside light switch Illuminant 1x LED / 6 W Energy efficiency class A-A++	LED lighting for room/outside light switch Illuminant 1x LED / 6 W Energy efficiency class A-A++	LED lighting for room/outside light switch Illuminant 1x LED / 6 W Energy efficiency class A-A++	LED lighting for room/outside light switch Illuminant 1x LED / 4 W Energy efficiency class A-A++
Equipped with	1x lamp	1x lamp	1x lamp	1x lamp
Note on standard	IP 44	IP 44	IP 44	IP 44
Scope of delivery	fastening set included	fastening set included	fastening set included	fastening set included
	996,-	973,-	952,-	928,-

	MIRROR
	
	
Article number	A404 45 00
Dimensions (w x h x d)	450 x 750 x 126/130 mm
Lighting	LED lighting for room/outside light switch Illuminant 1x LED / 4 W Energy efficiency class A-A++
Equipped with	1x lamp
Note on standard	IP 44
Scope of delivery	fastening set included
	908,-

MORE TO SEE 14

Bathroom Furniture

- Mainstream segment
- Match all collections/furniture programmes

PRO.VILLEROY-BOCH.COM/TECHNICALDRAWINGS



MORE TO SEE 14

MORE TO SEE 14

















€ excl. VAT

Goods in stock

Express Delivery These products are always in stock.

Mirrors:
 mirror (5 mm) on a frame
 available with sound system with wireless transmission
 can be combined with all Bluetooth-compatible devices, such as MP3 players and smart-phones
 supply voltage: 100...240 VAC
 loudspeaker outputs: 2 x 10 W (stereo)
 loudspeaker impedance: channel L/R: 2 x 4 Ohm
 SUB: 8 Ohm (2.1 sound system)
 frequency range: 100-18.000 Hz
 Bluetooth standards: Bluetooth CSR 3.0

maximum distance between transmitter and receiver: 10 m
Mirror frame:
 40 mm x 40 mm aluminium frame (hollow profile, matt anodised silver)
Lighting:
 integrated horizontal LED lighting
 3 dimmer settings
 freely-adjustable light colour from DaylightWhite (6500 kelvin) to WarmWhite (2700 kelvin)
 sensor switch with orientation light
 auto-on function – when switching on, the light intensity is always 100%, the colour temperature remains pre-set
 loose mains connection

	MIRROR	MIRROR	MIRROR	MIRROR
				
				
Article number	A429 16 00	A429 14 00	A429 13 00	A429 12 00
Dimensions (w x h x d)	1600 x 750 x 47 mm	1400 x 750 x 47 mm	1300 x 750 x 47 mm	1200 x 750 x 47 mm
Lighting	LED lighting Illuminant 1x LED / 23,3 W Energy efficiency class A-A++	LED lighting Illuminant 1x LED / 20,2 W Energy efficiency class A-A++	LED lighting Illuminant 1x LED / 18,6 W Energy efficiency class A-A++	LED lighting Illuminant 1x LED / 17,1 W Energy efficiency class A-A++
Note on standard	IP 44	IP 44	IP 44	IP 44
Scope of delivery	fastening set included	fastening set included	fastening set included	fastening set included
	1.374,-	1.299,-	1.250,-	1.191,-
	MIRROR	MIRROR	MIRROR	MIRROR
				
				
Article number	A429 10 00	A429 90 00	A429 80 00	A429 70 00
Dimensions (w x h x d)	1000 x 750 x 47 mm	900 x 750 x 47 mm	800 x 750 x 47 mm	700 x 750 x 47 mm
Lighting	LED lighting Illuminant 1x LED / 14 W Energy efficiency class A-A++	LED lighting Illuminant 1x LED / 12,4 W Energy efficiency class A-A++	LED lighting Illuminant 1x LED / 10,9 W Energy efficiency class A-A++	LED lighting Illuminant 1x LED / 9,3 W Energy efficiency class A-A++
Note on standard	IP 44	IP 44	IP 44	IP 44
Scope of delivery	fastening set included	fastening set included	fastening set included	fastening set included
	1.122,-	1.097,-	1.047,-	942,-

MORE TO SEE 14

€ excl. VAT

Goods in stock

Express Delivery These products are always in stock.

	MIRROR	MIRROR	MIRROR	MIRROR
Article number	A429 60 00	A429 50 00	A429 45 00	A429 37 00
Dimensions (w x h x d)	600 x 750 x 47 mm	500 x 750 x 47 mm	450 x 750 x 47 mm	370 x 750 x 47 mm
Lighting	LED lighting Illuminant 1x LED / 7,8 W Energy efficiency class A-A++	LED lighting Illuminant 1x LED / 6,2 W Energy efficiency class A-A++	LED lighting Illuminant 1x LED / 5,4 W Energy efficiency class A-A++	LED lighting Illuminant 1x LED / 3,9 W Energy efficiency class A-A++
Note on standard	IP 44	IP 44	IP 44	IP 44
Scope of delivery	fastening set included	fastening set included	fastening set included	fastening set included
	902,-	793,-	757,-	717,-

	MIRROR	MIRROR	MIRROR	MIRROR
Article number	A432 16 00	A432 14 00	A432 13 00	A432 12 00
Dimensions (w x h x d)	1600 x 750 x 47 mm	1400 x 750 x 47 mm	1300 x 750 x 47 mm	1200 x 750 x 47 mm
Lighting	LED lighting Illuminant 1x LED / 23,3 W Energy efficiency class A-A++	LED lighting Illuminant 1x LED / 20,2 W Energy efficiency class A-A++	LED lighting Illuminant 1x LED / 18,6 W Energy efficiency class A-A++	LED lighting Illuminant 1x LED / 17,1 W Energy efficiency class A-A++
Equipped with	sound system with Bluetooth® wireless transmission	sound system with Bluetooth® wireless transmission	sound system with Bluetooth® wireless transmission	sound system with Bluetooth® wireless transmission
Note on standard	IP 44	IP 44	IP 44	IP 44
Scope of delivery	fastening set included	fastening set included	fastening set included	fastening set included
	1.923,-	1.817,-	1.749,-	1.664,-

	MIRROR	MIRROR	MIRROR	MIRROR
Article number	A432 10 00	A432 90 00	A432 80 00	A432 70 00
Dimensions (w x h x d)	1000 x 750 x 47 mm	900 x 750 x 47 mm	800 x 750 x 47 mm	700 x 750 x 47 mm
Lighting	LED lighting Illuminant 1x LED / 14 W Energy efficiency class A-A++	LED lighting Illuminant 1x LED / 12,4 W Energy efficiency class A-A++	LED lighting Illuminant 1x LED / 10,9 W Energy efficiency class A-A++	LED lighting Illuminant 1x LED / 10,9 W Energy efficiency class A-A++
Equipped with	sound system with Bluetooth® wireless transmission	sound system with Bluetooth® wireless transmission	sound system with Bluetooth® wireless transmission	sound system with Bluetooth® wireless transmission
Note on standard	IP 44	IP 44	IP 44	IP 44
Scope of delivery	fastening set included	fastening set included	fastening set included	fastening set included
	1.570,-	1.535,-	1.463,-	1.322,-

MORE TO SEE 14

MORE TO SEE 14


€ excl. VAT

Goods in stock

Express Delivery

These products are always in stock.

MORE TO SEE 14

	MIRROR
	
	<div style="display: flex; justify-content: space-around; align-items: center;"> <div style="border: 1px solid black; padding: 2px;">Express Delivery</div> <div style="border: 1px solid black; padding: 2px;">*Sound</div> <div style="border: 1px solid black; padding: 2px;">Bluetooth</div> </div>
Article number	A432 60 00
Dimensions (w x h x d)	600 x 750 x 47 mm
Lighting	LED lighting Illuminant 1x LED / 7,8 W Energy efficiency class A-A++
Equipped with	sound system with Bluetooth® wireless transmission
Note on standard	IP 44
Scope of delivery	fastening set included
	1.261,-

MORE TO SEE ONE

Bathroom Furniture

- Profi segment
- Match all collections/furniture programmes

PRO.VILLEROY-BOCH.COM/TECHNICALDRAWINGS



MORE TO SEE
ONE

MORE TO SEE ONE

€ excl. VAT











Goods in stock

Express Delivery These products are always in stock.

Mirrors:
mirror (5 mm) on a frame
Mirror frame:
30 mm x 20 mm aluminium frame (L-profile, matt anodised)
Lighting:

integrated horizontal LED lighting
LED can be replaced
light colour in daylight white (5700 K)
loose mains connection

MORE TO SEE ONE

	MIRROR	MIRROR	MIRROR	MIRROR
				
	NEW	NEW	NEW	NEW
				
Article number	A430 A1 00	A430 A2 00	A430 A3 00	A430 A4 00
Dimensions (w x h x d)	1400 x 600 x 30 mm	1300 x 600 x 30 mm	1200 x 600 x 30 mm	1000 x 600 x 30 mm
Lighting	with LED lighting (can be replaced) for room/outside light switch Illuminant 1x LED / 12 W Energy efficiency class A-A++	with LED lighting (can be replaced) for room/outside light switch Illuminant 1x LED / 12 W Energy efficiency class A-A++	with LED lighting (can be replaced) for room/outside light switch Illuminant 1x LED / 12 W Energy efficiency class A-A++	with LED lighting (can be replaced) for room/outside light switch Illuminant 1x LED / 12 W Energy efficiency class A-A++
Note on standard	IP 44	IP 44	IP 44	IP 44
Scope of delivery	fastening set included	fastening set included	fastening set included	fastening set included
	566,-	537,-	503,-	443,-
	MIRROR	MIRROR	MIRROR	MIRROR
				
	NEW	NEW	NEW	NEW
				
Article number	A430 A5 00	A430 A6 00	A430 A7 00	A430 A8 00
Dimensions (w x h x d)	800 x 600 x 30 mm	600 x 600 x 30 mm	500 x 600 x 30 mm	450 x 600 x 30 mm
Lighting	with LED lighting (can be replaced) for room/outside light switch Illuminant 1x LED / 10 W Energy efficiency class A-A++	with LED lighting (can be replaced) for room/outside light switch Illuminant 1x LED / 6 W Energy efficiency class A-A++	with LED lighting (can be replaced) for room/outside light switch Illuminant 1x LED / 6 W Energy efficiency class A-A++	with LED lighting (can be replaced) for room/outside light switch Illuminant 1x LED / 6 W Energy efficiency class A-A++
Note on standard	IP 44	IP 44	IP 44	IP 44
Scope of delivery	fastening set included	fastening set included	fastening set included	fastening set included
	379,-	317,-	284,-	270,-

MY VIEW 14

Bathroom Furniture

- Mainstream segment
- Match all collections/furniture programmes

PRO.VILLEROY-BOCH.COM/TECHNICALDRAWINGS



MY VIEW 14

MY VIEW 14

€ excl. VAT

Goods in stock

Express
Delivery








These products are always in stock.



Front:
mirrored glass on both sides (3 mm) on melamine-coated chipboard (12 mm)

Body:
aluminium, mirrored at the side (3 mm mirror)
interior colour Aluminium, anodised silver

Lighting:
integrated vertical LED lighting

3 dimmer settings
freely-adjustable light colour from DaylightWhite (6500 kelvin) to WarmWhite (2700 kelvin)
sensor switch
auto-on function – when switching on, the light intensity is always 100%, the colour temperature remains pre-set
washbasin lighting integrated in the door
loose mains connection

	MIRROR CABINET	MIRROR CABINET	MIRROR CABINET	MIRROR CABINET
				
				
Article number	A424 13 00	A423 12 00	A422 10 00	A421 80 00
Dimensions (w x h x d)	1300 x 750 x 173 mm	1200 x 750 x 173 mm	1000 x 750 x 173 mm	800 x 750 x 173 mm
Lighting	LED lighting Illuminant 2x LED / 27,96 W Energy efficiency class A-A++	LED lighting Illuminant 2x LED / 27,18 W Energy efficiency class A-A++	LED lighting Illuminant 2x LED / 26,4 W Energy efficiency class A-A++	LED lighting Illuminant 2x LED / 24,84 W Energy efficiency class A-A++
Equipped with	3x doors 4x glass shelves 1x shelf 1x magnifying mirror 1x magnetic strip 2x sockets sensor switch	3x doors 4x glass shelves 1x shelf 1x magnifying mirror 1x magnetic strip 2x sockets sensor switch	2x doors 4x glass shelves 1x shelf 1x magnifying mirror 1x magnetic strip sensor switch and socket	2x doors 2x glass shelves 1x shelf 1x magnifying mirror 1x magnetic strip sensor switch and socket
Note on standard	IP 44	IP 44	IP 44	IP 44
Scope of delivery	fastening set included	fastening set included	fastening set included	fastening set included
	2.580,-	2.456,-	2.237,-	1.980,-

	MIRROR CABINET
	
	
Article number	A420 60 00
Dimensions (w x h x d)	600 x 750 x 173 mm
Lighting	LED lighting Illuminant 2x LED / 23,28 W Energy efficiency class A-A++
Equipped with	2x doors 2x glass shelves 1x shelf 1x magnifying mirror 1x magnetic strip sensor switch and socket
Note on standard	IP 44
Scope of delivery	fastening set included
	1.739,-

MY VIEW 14+

Bathroom Furniture

- Mainstream segment
- Match all collections/furniture programmes

PRO.VILLEROY-BOCH.COM/TECHNICALDRAWINGS



MY VIEW 14+

MY VIEW 14+

€ excl. VAT

Express
Delivery








These products are always in stock.



Front:
mirrored glass on both sides (3 mm) on melamine-coated chipboard (12 mm)

Body:
aluminium, mirrored at the side (3 mm mirror)
interior colour Aluminium, anodised silver

Lighting:
integrated vertical LED lighting

3 dimmer settings
freely-adjustable light colour from DaylightWhite (6500 kelvin) to WarmWhite (2700 kelvin)
sensor switch
auto-on function – when switching on, the light intensity is always 100%, the colour temperature remains pre-set
washbasin lighting integrated in the door
loose mains connection

	MIRROR CABINET	MIRROR CABINET	MIRROR CABINET	MIRROR CABINET
				
				
Article number	A433 13 00	A433 12 00	A433 10 00	A433 80 00
Dimensions (w x h x d)	1300 x 750 x 173 mm	1200 x 750 x 173 mm	1000 x 750 x 173 mm	800 x 750 x 173 mm
Lighting	LED lighting Illuminant 2x LED / 27,96 W Energy efficiency class A-A++	LED lighting Illuminant 2x LED / 27,18 W Energy efficiency class A-A++	LED lighting Illuminant 2x LED / 26,4 W Energy efficiency class A-A++	LED lighting Illuminant 2x LED / 24,84 W Energy efficiency class A-A++
Equipped with	3x doors 4x glass shelves with rail 1x magnetic strip 1x magnifying mirror 2x sockets sensor switch lockable medicine box 6x partitions 2x rails 6x labels	3x doors 4x glass shelves with rail 1x magnetic strip 1x magnifying mirror 2x sockets sensor switch lockable medicine box 6x partitions 2x rails 6x labels	2x doors 4x glass shelves with rail 1x magnetic strip 1x magnifying mirror sensor switch and socket lockable medicine box 6x partitions 2x rails 6x labels	2x doors 2x glass shelves with rail 1x magnetic strip 1x magnifying mirror sensor switch and socket lockable medicine box 4x partitions 1x rail 6x labels
Note on standard	IP 44	IP 44	IP 44	IP 44
Scope of delivery	fastening set included	fastening set included	fastening set included	fastening set included
	2.822,-	2.701,-	2.480,-	2.225,-

	MIRROR CABINET
	
	
Article number	A433 60 00
Dimensions (w x h x d)	600 x 750 x 173 mm
Lighting	LED lighting Illuminant 2x LED / 23,28 W Energy efficiency class A-A++
Equipped with	2x doors 2x glass shelves with rail 1x magnetic strip 1x magnifying mirror sensor switch and socket lockable medicine box 4x partitions 1x rail 6x labels
Note on standard	IP 44
Scope of delivery	fastening set included
	1.984,-

MY VIEW ONE

Bathroom Furniture

- Profi segment
- Match all collections/furniture programmes

PRO.VILLEROY-BOCH.COM/TECHNICALDRAWINGS



MY VIEW ONE

MY VIEW ONE

€ excl. VAT

Goods in stock









Express Delivery

These products are always in stock.

Body:
aluminium, mirrored at the side (3 mm mirror)
interior colour Aluminium, anodised silver

surface-mounted LED light
5700 K
loose mains connection

Lighting:

	MIRROR CABINET	MIRROR CABINET	MIRROR CABINET	MIRROR CABINET
				
				
Article number	A441 13 00	A440 12 00	A440 10 00	A439 80 00
Dimensions (w x h x d)	1307 x 810 x 224 mm	1207 x 810 x 224 mm	1007 x 810 x 224 mm	807 x 810 x 224 mm
Lighting	LED lighting Energy efficiency class A-A++	LED lighting Energy efficiency class A-A++	LED lighting Energy efficiency class A-A++	LED lighting Energy efficiency class A-A++
Equipped with	2x surface-mounted lights 3x doors 4x glass shelves 1x magnifying mirror 1x magnetic strip switch and socket	2x surface-mounted lights 3x doors 4x glass shelves 1x magnifying mirror 1x magnetic strip switch and socket	1x surface-mounted light 2x doors 4x glass shelves 1x magnifying mirror 1x magnetic strip switch and socket	1x surface-mounted light 2x doors 2x glass shelves 1x magnifying mirror 1x magnetic strip switch and socket
Note on standard	IP 44	IP 44	IP 44	IP 44
Scope of delivery	fastening set included	fastening set included	fastening set included	fastening set included
	1.776,-	1.593,-	1.302,-	1.183,-

MIRROR CABINET



Express Delivery

Article number	A439 60 00
Dimensions (w x h x d)	607 x 810 x 224 mm
Lighting	LED lighting Energy efficiency class A-A++
Equipped with	1x surface-mounted light 2x doors 2x glass shelves 1x magnifying mirror 1x magnetic strip switch and socket
Note on standard	IP 44
Scope of delivery	fastening set included
	1.066,-

O.NOVO

Sanitaryware
• Profi segment

PRO.VILLEROY-BOCH.COM/TECHNICALDRAWINGS



O.NOVO

Ceramic colours



01 = White Alpin
R1 = White Alpin CeramicPlus
T1 = White Alpin AntiBac
T2 = White Alpin AntiBac CeramicPlus

O.NOVO

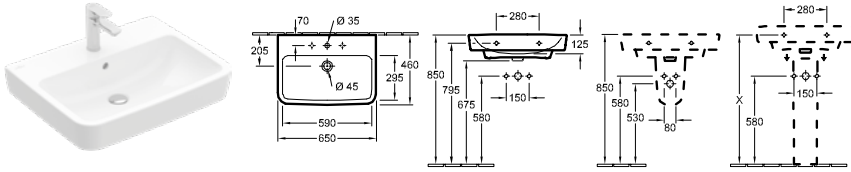
€ excl. VAT













registered design

Please order tap fittings and soap dispenser separately

WASHBASIN

Available from April 2020 at the earliest



Article number	Description	01	plus R1	T1	plus T2	pcs/ pal.	kg/ pc.
4A41 65 XX	650 x 460 mm   	164,-	249,-	225,-	-	14	20,3
4A41 66 XX	650 x 460 mm   	164,-	249,-	225,-	-	14	20,3
4A41 67 XX	650 x 460 mm   	202,-	287,-	263,-	-	14	20,3
4A41 68 XX	650 x 460 mm   	202,-	287,-	263,-	-	14	20,3

central basin, wall fastening

For further information about matching valves, see pages 379-383

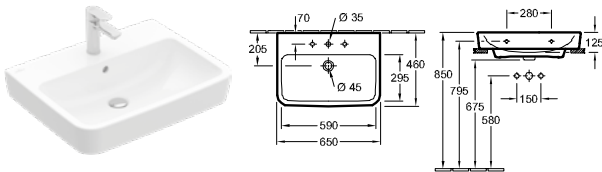
Please note: unclosable outlet valve must be used with models without overflow













5265 00 XX	PEDESTAL	142,-	227,-	-	-	-	56	7,94
5266 00 XX	TRAP COVER fastening set included	103,-	188,-	-	-	-	40	7,6
9221 49 00	WASHBASIN INSTALLATION ELEMENT 525 x 1120 x 75 mm For further ViConnect models, see pages 367-378	-	-	-	-	175,-		8,05

WASHBASIN

Flush-fit or surface-mounted variants

Available from April 2020 at the earliest



Article number	Description	01	plus R1	T1	plus T2	pcs/ pal.	kg/ pc.
4A41 KG XX	650 x 460 mm   	186,-	271,-	247,-	-	10	20,3
4A41 KL XX	650 x 460 mm   	186,-	271,-	247,-	-	10	20,3
4A41 KJ XX	650 x 460 mm   	224,-	309,-	285,-	-	10	20,3
4A41 KF XX	650 x 460 mm   	224,-	309,-	285,-	-	10	20,3

ground underside and rear, central basin, wall fastening, incl. installation instructions, incl. template

For further information about matching valves, see pages 379-383

Please note: unclosable outlet valve must be used with models without overflow

9221 49 00	WASHBASIN INSTALLATION ELEMENT 525 x 1120 x 75 mm For further ViConnect models, see pages 367-378	-	-	-	-	175,-		8,05
------------	---	---	---	---	---	-------	--	------

XX = Colour code to be indicated

01 = White Alpin, R1 = White Alpin CeramicPlus, T1 = White Alpin AntiBac, T2 = White Alpin AntiBac CeramicPlus

O.NOVO

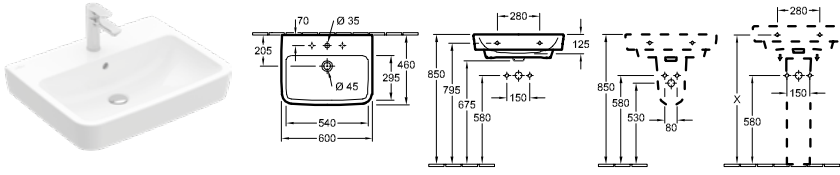
€ excl. VAT




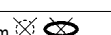
registered design

Please order tap fittings and soap dispenser separately

WASHBASIN

Available from April 2020 at the earliest



Article number	Description	01	plus R1	T1	plus T2	pcs/ pal.	kg/ pc.
4A41 60 XX	600 x 460 mm 	130,-	215,-	191,-	-	16	18,9
4A41 61 XX	600 x 460 mm 	130,-	215,-	191,-	-	16	18,9
4A41 62 XX	600 x 460 mm 	168,-	253,-	229,-	-	16	18,9
4A41 63 XX	600 x 460 mm 	168,-	253,-	229,-	-	16	18,9

central basin, wall fastening

For further information about matching valves, see pages 379-383

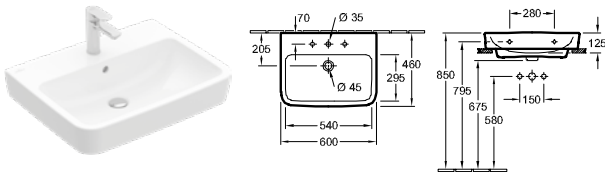
Please note: unclosable outlet valve must be used with models without overflow


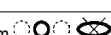


5265 00 XX	PEDESTAL	142,-	227,-	-	-	56	7,94
5266 00 XX	TRAP COVER fastening set included	103,-	188,-	-	-	40	7,6
9221 49 00	WASHBASIN INSTALLATION ELEMENT 525 x 1120 x 75 mm For further ViConnect models, see pages 367-378	-	-	-	-	175,-	8,05

WASHBASIN

Flush-fit or surface-mounted variants

Available from April 2020 at the earliest



Article number	Description	01	plus R1	T1	plus T2	pcs/ pal.	kg/ pc.
4A41 6G XX	600 x 460 mm 	152,-	237,-	213,-	-	10	18,9
4A41 6L XX	600 x 460 mm 	152,-	237,-	213,-	-	10	18,9
4A41 6J XX	600 x 460 mm 	190,-	275,-	251,-	-	10	18,9
4A41 6F XX	600 x 460 mm 	190,-	275,-	251,-	-	10	18,9

ground underside and rear, central basin, wall fastening, incl. installation instructions, incl. template

For further information about matching valves, see pages 379-383

Please note: unclosable outlet valve must be used with models without overflow

9221 49 00	WASHBASIN INSTALLATION ELEMENT 525 x 1120 x 75 mm For further ViConnect models, see pages 367-378	-	-	-	-	175,-	8,05
------------	---	---	---	---	---	-------	------

XX = Colour code to be indicated

01 = White Alpin, R1 = White Alpin CeramicPlus, T1 = White Alpin AntiBac, T2 = White Alpin AntiBac CeramicPlus

O.NOVO

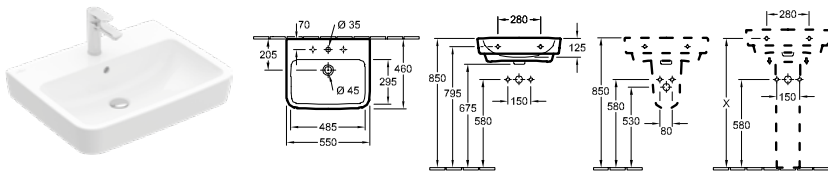
€ excl. VAT





registered design

Please order tap fittings and soap dispenser separately

WASHBASIN

Available from April 2020 at the earliest



Article number	Description	01	plus R1	T1	plus T2	pcs/ pal.	kg/ pc.
4A41 55 XX	550 x 460 mm 	130,-	215,-	191,-	-	16	18,1
4A41 56 XX	550 x 460 mm 	130,-	215,-	191,-	-	16	18,1
4A41 57 XX	550 x 460 mm 	168,-	253,-	229,-	-	16	18,1
4A41 58 XX	550 x 460 mm 	168,-	253,-	229,-	-	16	18,1

central basin, wall fastening

For further information about matching valves, see pages 379-383

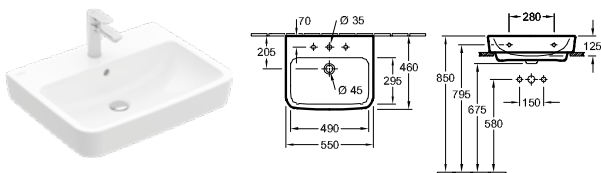
Please note: unclosable outlet valve must be used with models without overflow





5265 00 XX	PEDESTAL	142,-	227,-	-	-	56	7,94
5266 00 XX	TRAP COVER fastening set included	103,-	188,-	-	-	40	7,6
9221 49 00	WASHBASIN INSTALLATION ELEMENT 525 x 1120 x 75 mm For further ViConnect models, see pages 367-378	-	-	-	175,-		8,05

WASHBASIN

Flush-fit or surface-mounted variants

Available from April 2020 at the earliest



Article number	Description	01	plus R1	T1	plus T2	pcs/ pal.	kg/ pc.
4A41 MG XX	550 x 460 mm 	152,-	237,-	213,-	-	14	18,1
4A41 MJ XX	550 x 460 mm 	152,-	237,-	213,-	-	14	18,1
4A41 ML XX	550 x 460 mm 	190,-	275,-	251,-	-	14	18,1
4A41 MF XX	550 x 460 mm 	190,-	275,-	251,-	-	14	18,1

ground underside and rear, central basin, wall fastening, incl. installation instructions, incl. template

For further information about matching valves, see pages 379-383

Please note: unclosable outlet valve must be used with models without overflow

9221 49 00	WASHBASIN INSTALLATION ELEMENT 525 x 1120 x 75 mm For further ViConnect models, see pages 367-378	-	-	-	175,-		8,05
------------	---	---	---	---	-------	--	------

XX = Colour code to be indicated

01 = White Alpin, R1 = White Alpin CeramicPlus, T1 = White Alpin AntiBac, T2 = White Alpin AntiBac CeramicPlus

O.NOVO

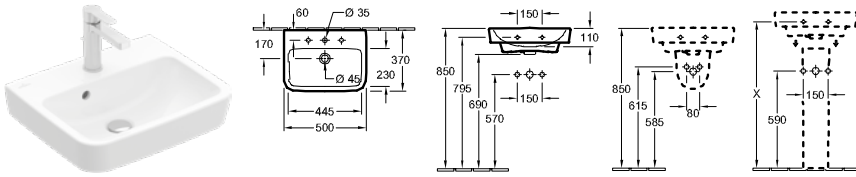
€ excl. VAT

registered design

Please order tap fittings and soap dispenser separately

HANDWASHBASIN

Available from April 2020 at the earliest



Article number	Description	01	plus R1	T1	plus T2	pcs/ pal.	kg/ pc.
4344 50 XX	500 x 370 mm	104,-	189,-	165,-	-	16	
4344 51 XX	500 x 370 mm	104,-	189,-	165,-	-	16	
4344 52 XX	500 x 370 mm	142,-	227,-	203,-	-	16	
4344 53 XX	500 x 370 mm	142,-	227,-	203,-	-	16	

central basin, wall fastening

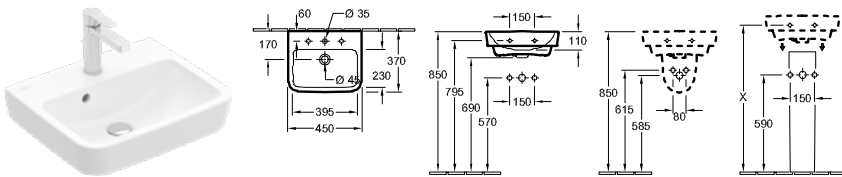
For further information about matching valves, see pages 379-383

Please note: unclosable outlet valve must be used with models without overflow

5265 00 XX	PEDESTAL	142,-	227,-	-	-	-	56	7,94
5267 00 XX	TRAP COVER	99,-	184,-	-	-	-	64	5
5266 00 XX	TRAP COVER fastening set included	103,-	188,-	-	-	-	40	7,6
9221 49 00	WASHBASIN INSTALLATION ELEMENT 525 x 1120 x 75 mm For further ViConnect models, see pages 367-378	-	-	-	-	175,-		8,05

HANDWASHBASIN

Available from April 2020 at the earliest



Article number	Description	01	plus R1	T1	plus T2	pcs/ pal.	kg/ pc.
4344 45 XX	450 x 370 mm	104,-	189,-	165,-	-	24	
4344 46 XX	450 x 370 mm	104,-	189,-	165,-	-	24	
4344 47 XX	450 x 370 mm	142,-	227,-	203,-	-	24	
4344 48 XX	450 x 370 mm	142,-	227,-	203,-	-	24	

central basin, wall fastening

For further information about matching valves, see pages 379-383

Please note: unclosable outlet valve must be used with models without overflow

5265 00 XX	PEDESTAL	142,-	227,-	-	-	-	56	7,94
5266 00 XX	TRAP COVER fastening set included	103,-	188,-	-	-	-	40	7,6
9221 49 00	WASHBASIN INSTALLATION ELEMENT 525 x 1120 x 75 mm For further ViConnect models, see pages 367-378	-	-	-	-	175,-		8,05

XX = Colour code to be indicated

01 = White Alpin, R1 = White Alpin CeramicPlus, T1 = White Alpin AntiBac, T2 = White Alpin AntiBac CeramicPlus

O.NOVO

O.NOVO

€ excl. VAT

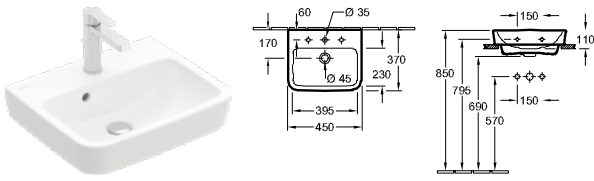
registered design





Please order tap fittings and soap dispenser separately

HANDWASHBASIN

Flush-fit or surface-mounted variants

Available from April 2020 at the earliest



Article number	Description	01	plus R1	T1	plus T2	pcs/ pal.	kg/ pc.
4344 4G XX	450 x 370 mm 	126,-	211,-	187,-	-	16	13
4344 4L XX	450 x 370 mm 	126,-	211,-	187,-	-	16	13
4344 4J XX	450 x 370 mm 	164,-	249,-	225,-	-	16	13
4344 4F XX	450 x 370 mm 	164,-	249,-	225,-	-	16	13

ground underside and rear, central basin, wall fastening, incl. installation instructions, incl. template

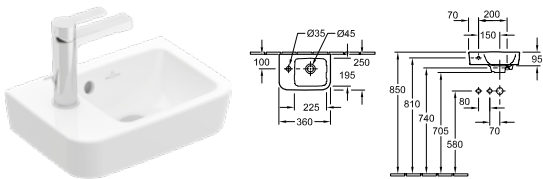
For further information about matching valves, see pages 379-383

Please note: unclosable outlet valve must be used with models without overflow

9221 49 00	WASHBASIN INSTALLATION ELEMENT 525 x 1120 x 75 mm For further ViConnect models, see pages 367-378		-	-	-	175,-	8,05
------------	--	---	---	---	---	-------	------

HANDWASHBASIN COMPACT

Available from April 2020 at the earliest



Article number	Description	01	plus R1	T1	plus T2	pcs/ pal.	kg/ pc.
4342 36 XX	360 x 250 mm 	104,-	189,-	165,-	-	48	7
4342 37 XX	360 x 250 mm 	104,-	189,-	165,-	-	48	7

basin right, wall fastening

For further information about matching valves, see pages 379-383

9221 49 00	WASHBASIN INSTALLATION ELEMENT 525 x 1120 x 75 mm For further ViConnect models, see pages 367-378		-	-	-	175,-	8,05
------------	--	---	---	---	---	-------	------

XX = Colour code to be indicated

01 = White Alpin, R1 = White Alpin CeramicPlus, T1 = White Alpin AntiBac, T2 = White Alpin AntiBac CeramicPlus

O.NOVO

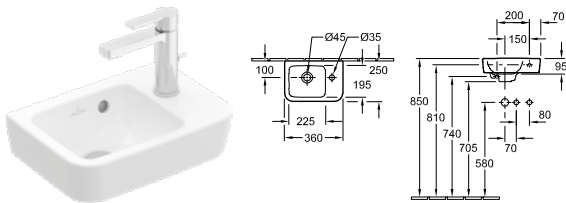
€ excl. VAT

registered design

Please order tap fittings and soap dispenser separately

HANDWASHBASIN COMPACT

Available from April 2020 at the earliest



Article number	Description		01	plus R1	T1	plus T2		pcs/ pal.	kg/ pc.
4343 36 XX	360 x 250 mm ○ ○	AntiBac NEW	104,-	189,-	165,-	-	-	48	6,05
4343 37 XX	360 x 250 mm ○ ○	AntiBac NEW	104,-	189,-	165,-	-	-	48	6,05

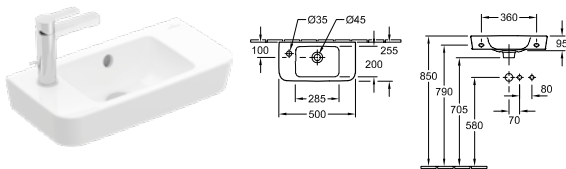
basin left, wall fastening

For further information about matching valves, see pages 379-383

9221 49 00	WASHBASIN INSTALLATION ELEMENT 525 x 1120 x 75 mm For further ViConnect models, see pages 367-378		-	-	-	-	175,-		8,05
------------	--	--	---	---	---	---	-------	--	------

HANDWASHBASIN COMPACT

Available from April 2020 at the earliest



Article number	Description		01	plus R1	T1	plus T2		pcs/ pal.	kg/ pc.
4342 R5 XX	500 x 250 mm 1x ○ ○	AntiBac NEW	104,-	189,-	165,-	-	-	24	8,5
4342 L5 XX	500 x 250 mm 1x ○ ○	AntiBac NEW	104,-	189,-	165,-	-	-	24	8,5
4342 52 XX	500 x 250 mm ✕ ○	AntiBac NEW	142,-	227,-	203,-	-	-	24	8,5
4342 53 XX	500 x 250 mm ✕ ○	AntiBac NEW	142,-	227,-	203,-	-	-	24	8,5

central basin, wall fastening

For further information about matching valves, see pages 379-383

9221 49 00	WASHBASIN INSTALLATION ELEMENT 525 x 1120 x 75 mm For further ViConnect models, see pages 367-378		-	-	-	-	175,-		8,05
------------	--	--	---	---	---	---	-------	--	------

XX = Colour code to be indicated

01 = White Alpin, R1 = White Alpin CeramicPlus, T1 = White Alpin AntiBac, T2 = White Alpin AntiBac CeramicPlus

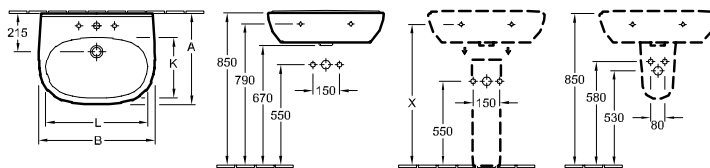
O.NOVO

€ excl. VAT




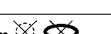








registered design

Please order tap fittings and soap dispenser separately

WASHBASIN



Article no.	A	B	K	L
516065XX	510	650	330	565
516066XX	510	650	330	565
516067XX	510	650	330	565
516068XX	510	650	330	565
516060XX	490	600	315	525
516061XX	490	600	315	525
516062XX	490	600	315	525
516063XX	490	600	315	525
516055XX	450	550	280	475
516056XX	450	550	280	475
516057XX	450	550	280	475
516058XX	450	550	280	475

Article number	Description	01	^{plus} R1	T1	^{plus} T2	pcs/ pal.	kg/ pc.
5160 65 XX	650 x 510 mm 	138,-	223,-	199,-	-	14	19
5160 66 XX	650 x 510 mm 	138,-	223,-	199,-	-	12	19
5160 67 XX	650 x 510 mm 	176,-	261,-	237,-	-	14	19
5160 68 XX	650 x 510 mm 	176,-	261,-	237,-	-	14	19
5160 60 XX	600 x 490 mm 	106,-	191,-	167,-	-	16	18
5160 61 XX	600 x 490 mm 	106,-	191,-	167,-	-	16	18
5160 62 XX	600 x 490 mm 	144,-	229,-	205,-	-	16	18
5160 63 XX	600 x 490 mm 	144,-	229,-	205,-	-	16	18
5160 55 XX	550 x 450 mm 	106,-	191,-	167,-	-	16	15,8
5160 56 XX	550 x 450 mm 	106,-	191,-	167,-	-	16	15,8
5160 57 XX	550 x 450 mm 	144,-	229,-	205,-	-	16	15,8
5160 58 XX	550 x 450 mm 	144,-	229,-	205,-	-	16	15,8

For further information about matching valves, see pages 379-383

Please note: unclosable outlet valve must be used with models without overflow

5265 00 XX	PEDESTAL	142,-	227,-	-	-	56	7,94
5266 00 XX	TRAP COVER fastening set included	103,-	188,-	-	-	40	7,6
9221 49 00	WASHBASIN INSTALLATION ELEMENT 525 x 1120 x 75 mm For further ViConnect models, see pages 367-378	-	-	-	-	175,-	8,05

XX = Colour code to be indicated

01 = White Alpin, R1 = White Alpin CeramicPlus, T1 = White Alpin AntiBac, T2 = White Alpin AntiBac CeramicPlus

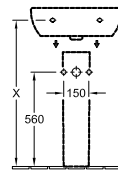
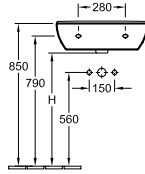
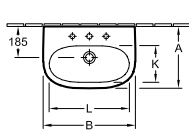
O.NOVO

€ excl. VAT

registered design

Please order tap fittings and soap dispenser separately

WASHBASIN COMPACT



Article no.	A	B	H	K	L
516655XX	370	550	675	220	480
516656XX	370	550	675	220	480
516657XX	370	550	675	220	480
516658XX	370	550	675	220	480

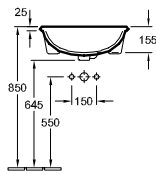
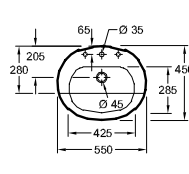
Article number	Description	01	plus: R1	T1	plus: T2	pcs/pal.	kg/pc.
5166 55 XX	550 x 370 mm	136,-	221,-	197,-	-	16	13,5
5166 56 XX	550 x 370 mm	136,-	221,-	197,-	-	16	12,3
5166 57 XX	550 x 370 mm	174,-	259,-	235,-	-	16	12,3
5166 58 XX	550 x 370 mm	174,-	259,-	235,-	-	16	12,3

For further information about matching valves, see pages 379-383

Please note: unclosable outlet valve must be used with models without overflow

5265 00 XX	PEDESTAL	142,-	227,-	-	-	-	56	7,94
9221 49 00	WASHBASIN INSTALLATION ELEMENT 525 x 1120 x 75 mm For further ViConnect models, see pages 367-378	-	-	-	-	175,-		8,05

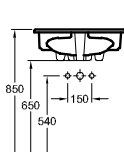
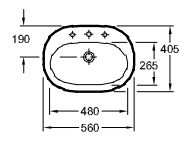
SEMI-RECESSED WASHBASIN



Article number	Description	01	plus: R1	T1	plus: T2	pcs/pal.	kg/pc.
4160 55 XX	550 x 450 mm	191,-	276,-	252,-	-	10	9,5
4160 56 XX	550 x 450 mm	191,-	276,-	252,-	-	10	9,5

For further information about matching valves, see pages 379-383

BUILT-IN WASHBASIN



Article number	Description	01	plus: R1	T1	plus: T2	pcs/pal.	kg/pc.
4161 56 XX	560 x 405 mm	136,-	221,-	197,-	-	16	12
4161 57 XX	560 x 405 mm	136,-	221,-	197,-	-	16	12

incl. template

For further information about matching valves, see pages 379-383

XX = Colour code to be indicated

01 = White Alpin, R1 = White Alpin CeramicPlus, T1 = White Alpin AntiBac, T2 = White Alpin AntiBac CeramicPlus

O.NOVO

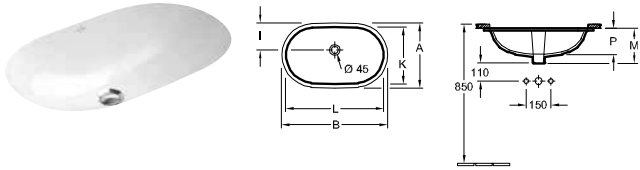
O.NOVO

€ excl. VAT



registered design

Please order tap fittings and soap dispenser separately

UNDERCOUNTER WASHBASIN



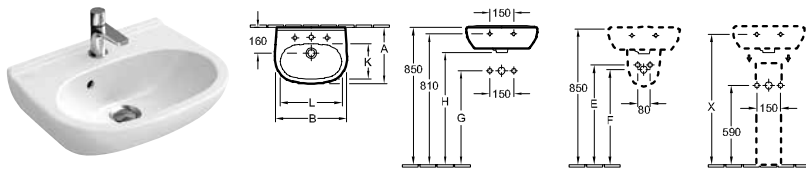
Article no.	A	B	L	K	L	M	P
416260XX	400	650	165	350	600	208	160
416250XX	370	580	145	320	530	200	150

Article number	Description	01	plus: R1	T1	plus: T2	pcs/pal.	kg/pc.
4162 60 XX	600 x 350 mm without tap hole area 	237,-	322,-	-	-	8	8,7
4162 50 XX	530 x 320 mm without tap hole area 	213,-	298,-	-	-	16	7,5

the hole for the washbasin can only be cut out using the original washbasin because tolerances of several millimetres are possible, installation possible in natural stone and laminate countertops, fastening set included

For further information about matching valves, see pages 379-383

HANDWASHBASIN COMPACT




Article no.	A	B	E	F	G	H	K	L
536050XX	400	500	620	590	570	690	260	430
536051XX	400	500	620	590	570	690	260	430
536052XX	400	500	620	590	570	690	260	430
536053XX	400	500	620	590	570	690	260	430
536045XX	350	450	625	595	575	695	220	390
536046XX	350	450	625	595	575	695	220	390
536047XX	350	450	625	595	575	695	220	390
536048XX	350	450	625	595	575	695	220	390

Article number	Description	01	plus: R1	T1	plus: T2	pcs/pal.	kg/pc.
5360 50 XX	500 x 400 mm     + Custom	93,-	178,-	154,-	-	22	12,3
5360 51 XX	500 x 400 mm     + Custom	93,-	178,-	154,-	-	22	12,3
5360 52 XX	500 x 400 mm     + Custom	131,-	216,-	192,-	-	22	12,3
5360 53 XX	500 x 400 mm     + Custom	131,-	216,-	192,-	-	22	12,3
5360 45 XX	450 x 350 mm     + Custom	93,-	178,-	154,-	-	24	10,2
5360 46 XX	450 x 350 mm     + Custom	93,-	178,-	154,-	-	24	10,2
5360 47 XX	450 x 350 mm     + Custom	131,-	216,-	192,-	-	24	10,2
5360 48 XX	450 x 350 mm     + Custom	131,-	216,-	192,-	-	24	10,2

For further information about matching valves, see pages 379-383

Please note: unclosable outlet valve must be used with models without overflow

5265 00 XX	PEDESTAL	142,-	227,-	-	-	-	56	7,94
5267 00 XX	TRAP COVER	99,-	184,-	-	-	-	64	5
9221 49 00	WASHBASIN INSTALLATION ELEMENT 525 x 1120 x 75 mm 	-	-	-	-	175,-		8,05

XX = Colour code to be indicated

01 = White Alpin, R1 = White Alpin CeramicPlus, T1 = White Alpin AntiBac, T2 = White Alpin AntiBac CeramicPlus

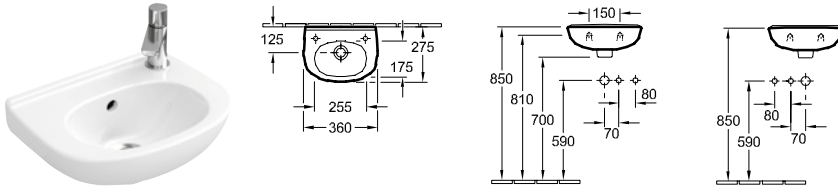
O.NOVO









€ excl. VAT

registered design

Please order tap fittings and soap dispenser separately

HANDWASHBASIN COMPACT



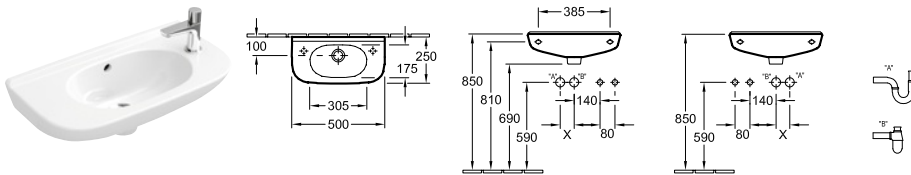
Article number	Description		01	plus R1	T1	plus T2		pcs/ pal.	kg/ pc.
5360 36 XX	360 x 275 mm suitable for 1-hole tap fittings, pre-punched tap holes on sides 		93,-	178,-	154,-	-	-	48	5,7
5360 37 XX	360 x 275 mm suitable for 1-hole tap fittings, pre-punched tap holes on sides 		93,-	178,-	154,-	-	-	48	5,7
5360 38 XX	360 x 275 mm suitable for 1-hole tap fittings, tap hole punched out on right 		93,-	178,-	154,-	-	-	48	5,7
5360 39 XX	360 x 275 mm suitable for 1-hole tap fittings, tap hole punched out on left 		93,-	178,-	154,-	-	-	48	5,7









For further information about matching valves, see pages 379-383

Please note: unclosable outlet valve must be used with models without overflow

9221 49 00	WASHBASIN INSTALLATION ELEMENT 525 x 1120 x 75 mm For further ViConnect models, see pages 367-378		-	-	-	-	175,-		8,05
------------	--	---	---	---	---	---	-------	--	------

HANDWASHBASIN COMPACT



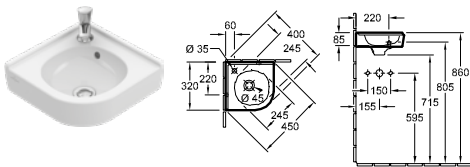
Article number	Description		01	plus R1	T1	plus T2		pcs/ pal.	kg/ pc.
5361 50 XX	500 x 250 mm suitable for 1-hole tap fittings, pre-punched tap holes on sides 		93,-	178,-	154,-	-	-	33	7,45
5361 51 XX	500 x 250 mm suitable for 1-hole tap fittings, pre-punched tap holes on sides 		93,-	178,-	154,-	-	-	33	8,3
5361 53 XX	500 x 250 mm suitable for 1-hole tap fittings, tap hole punched out on right 		93,-	178,-	154,-	-	-	33	8,3
5361 54 XX	500 x 250 mm suitable for 1-hole tap fittings, tap hole punched out on left 		93,-	178,-	154,-	-	-	33	8,3





For further information about matching valves, see pages 379-383

Please note: unclosable outlet valve must be used with models without overflow

9221 49 00	WASHBASIN INSTALLATION ELEMENT 525 x 1120 x 75 mm For further ViConnect models, see pages 367-378		-	-	-	-	175,-		8,05
------------	--	---	---	---	---	---	-------	--	------

CORNER HANDWASHBASIN



Article number	Description		01	plus R1	T1	plus T2		pcs/ pal.	kg/ pc.
7310 32 XX	320 mm side length 		125,-	210,-	-	-	-	51	6,9
7310 33 XX	320 mm side length 		125,-	210,-	-	-	-	51	6,9

For further information about matching valves, see pages 379-383

XX = Colour code to be indicated

01 = White Alpin, R1 = White Alpin CeramicPlus, T1 = White Alpin AntiBac, T2 = White Alpin AntiBac CeramicPlus

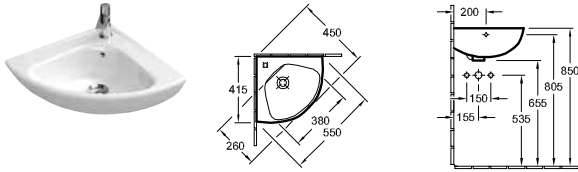
O.NOVO


€ excl. VAT

registered design

Please order tap fittings and soap dispenser separately

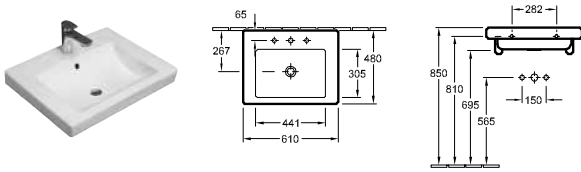
CORNER HANDWASHBASIN COMPACT




Article number	Description	01	plus: R1	T1	plus: T2	pcs/ pal.	kg/ pc.
7327 40 XX	415 mm side length 	201,-	286,-	262,-	-	48	10,95

For further information about matching valves, see pages 379-383

BUILT-IN WASHBASIN

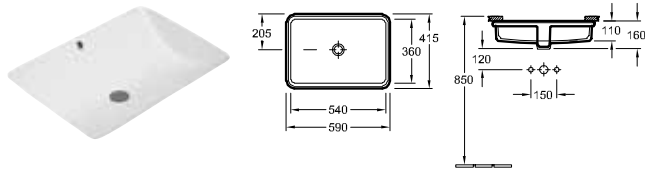



Article number	Description	01	plus: R1	T1	plus: T2	pcs/ pal.	kg/ pc.
4A32 60 XX	600 x 465 mm 	170,-	-	-	-	10	7,5

Washbasin to be installed against the wall to achieve a finished look, incl. template

For further information about matching valves, see pages 379-383

UNDERCOUNTER WASHBASIN

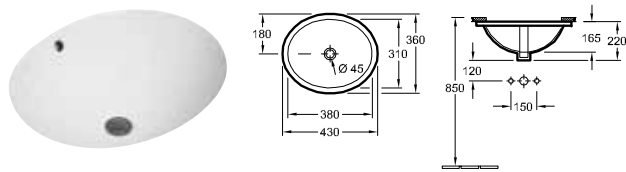



Article number	Description	01	plus: R1	T1	plus: T2	pcs/ pal.	kg/ pc.
4A29 55 XX	544 x 371 mm without tap hole area 	184,-	-	-	-	16	7,5

interior glazed only, centered drain, exposed overflow drain line, the hole for the washbasin can only be cut out using the original washbasin because tolerances of several millimetres are possible, installation possible in natural stone and laminate countertops, fastening materials, fastening set included, incl. template

For further information about matching valves, see pages 379-383

UNDERCOUNTER WASHBASIN



Article number	Description	01	plus: R1	T1	plus: T2	pcs/ pal.	kg/ pc.
4A30 38 XX	380 x 310 mm without tap hole area 	164,-	-	-	-	12	7,5

interior glazed only, centered drain, exposed overflow drain line, the hole for the washbasin can only be cut out using the original washbasin because tolerances of several millimetres are possible, installation possible in natural stone and laminate countertops, fastening materials, fastening set included, incl. template

For further information about matching valves, see pages 379-383

XX = Colour code to be indicated

01 = White Alpin, R1 = White Alpin CeramicPlus, T1 = White Alpin AntiBac, T2 = White Alpin AntiBac CeramicPlus

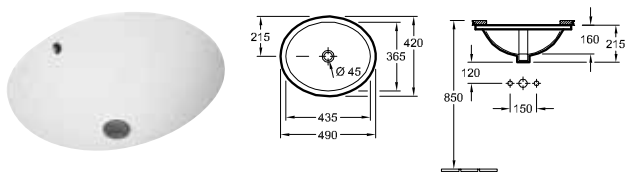
O.NOVO


€ excl. VAT

registered design

Please order tap fittings and soap dispenser separately

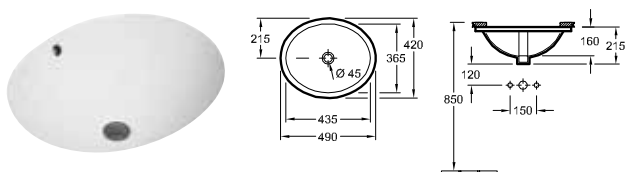
UNDERCOUNTER WASHBASIN




Article number	Description	01	plus. R1	T1	plus. T2	pcs/ pal.	kg/ pc.
4A30 43 XX	435 x 365 mm without tap hole area 	170,-	-	-	-	12	7,5

interior glazed only, centered drain, exposed overflow drain line, the hole for the washbasin can only be cut out using the original washbasin because tolerances of several millimetres are possible, installation possible in natural stone and laminate countertops, fastening materials, fastening set included, incl. template
For further information about matching valves, see pages 379-383

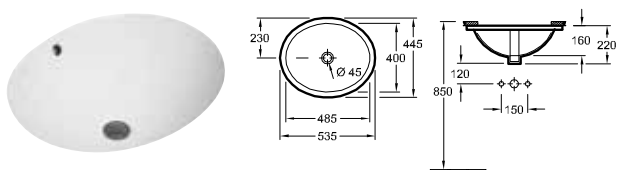
UNDERCOUNTER WASHBASIN




Article number	Description	01	plus. R1	T1	plus. T2	pcs/ pal.	kg/ pc.
4A31 43 XX	435 x 365 mm without tap hole area 	172,-	-	-	-	12	7,5

outside surface fully glazed, centered drain, exposed overflow drain line, the hole for the washbasin can only be cut out using the original washbasin because tolerances of several millimetres are possible, installation possible in natural stone and laminate countertops, fastening materials, fastening set included, incl. template
For further information about matching valves, see pages 379-383

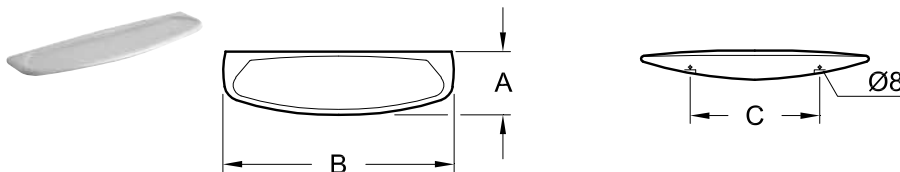
UNDERCOUNTER WASHBASIN



Article number	Description	01	plus. R1	T1	plus. T2	pcs/ pal.	kg/ pc.
4A30 48 XX	485 x 400 mm without tap hole area 	175,-	-	-	-	12	7,5

interior glazed only, centered drain, exposed overflow drain line, the hole for the washbasin can only be cut out using the original washbasin because tolerances of several millimetres are possible, installation possible in natural stone and laminate countertops, fastening materials, fastening set included, incl. template
For further information about matching valves, see pages 379-383

SHELF



Article no.	A	B	C
781860XX	165	600	330

Article number	Description	01	plus. R1	T1	plus. T2	pcs/ pal.	kg/ pc.
7818 60 XX	600 x 165 mm	96,-	181,-	-	-	120	4,05

XX = Colour code to be indicated

01 = White Alpin, R1 = White Alpin CeramicPlus, T1 = White Alpin AntiBac, T2 = White Alpin AntiBac CeramicPlus

O.NOVO

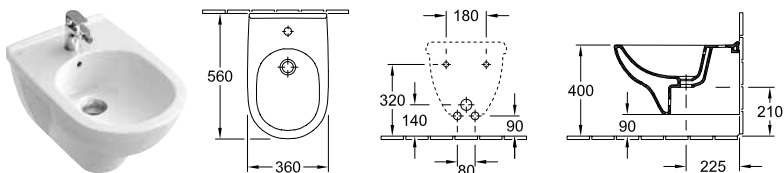
O.NOVO


€ excl. VAT

registered design

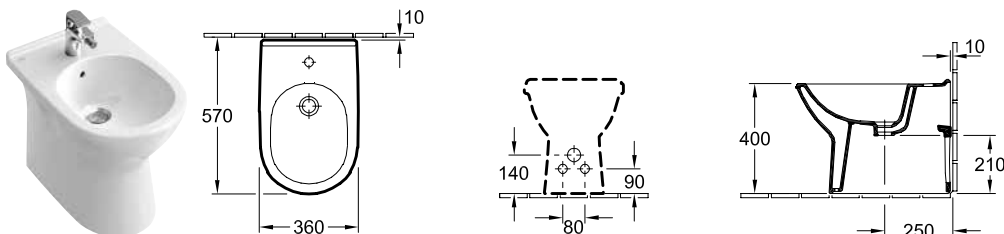
Please order tap fittings and soap dispenser separately


BIDET



Article number	Description		01	plus: R1	T1	plus: T2		pcs/ pal.	kg/ pc.
5460 00 XX	360 x 560 mm ○ ○	AntiBac	279,-	364,-	340,-	-	-	16	17
wall-mounted									
9953 00 00	FASTENING FRAME (optional)		-	-	-	-	180,-		2,93
9961 00 00	FASTENING SET (optional)		-	-	-	-	40,-		0,3
9221 48 00	BIDET INSTALLATION SYSTEM 525 x 1120 x 100 mm For further ViConnect models, see pages 367-378		-	-	-	-	280,-	10	10,54

BIDET



Article number	Description		01	plus: R1	T1	plus: T2		pcs/ pal.	kg/ pc.
5461 00 XX	360 x 560 mm ○ ○	AntiBac	279,-	364,-	340,-	-	-	8	20,8
floor-standing, back to wall, with fastening set for concealed fastening									
9208 72 00	SIPHON (optional)with extension piece		-	-	-	-	57,-		0,35
9208 31 00	INSTALLATION KIT (optional) for installation close to the wall		-	-	-	-	76,-		0,31
9221 48 00	BIDET INSTALLATION SYSTEM 525 x 1120 x 100 mm For further ViConnect models, see pages 367-378		-	-	-	-	280,-	10	10,54

XX = Colour code to be indicated

01 = White Alpin, R1 = White Alpin CeramicPlus, T1 = White Alpin AntiBac, T2 = White Alpin AntiBac CeramicPlus

O.NOVO

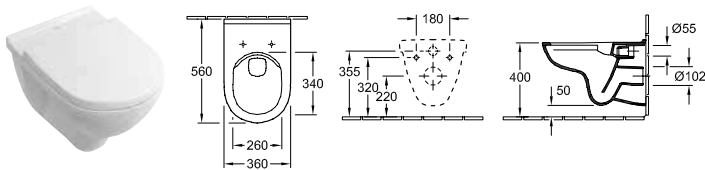
€ excl. VAT

registered design

Please order tap fittings and soap dispenser separately

WASHDOWN TOILET, RIMLESS

DirectFlush



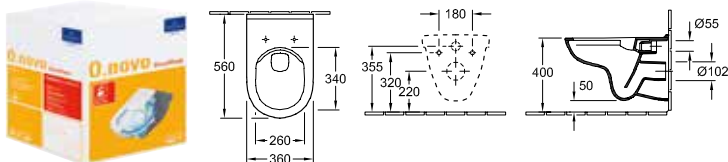
Article number	Description	01	plus R1	T1	plus T2		pcs/ pal.	kg/ pc.
5660 R0 XX	360 x 560 mm	214,-	299,-	275,-	360,-	-	14	18

wall-mounted, horizontal outlet, with water-saving AQUAREDUCT® system: flush volume 3 / 4,5 litres, not suitable for installation with flush valves

9M38 S1 01	TOILET SEAT AND COVER with QuickRelease and SoftClosing hinges, hinges in stainless steel	127,-	-	-	-	-	216	2,21
9M39 61 01	TOILET SEAT AND COVER hinges in stainless steel	78,-	-	-	-	-	108	2,09
9M71 61 01	SEAT hinges in stainless steel	72,-	-	-	-	-		1,04
9953 00 00	FASTENING FRAME (optional)	-	-	-	-	180,-		2,93
9961 00 00	FASTENING SET (optional)	-	-	-	-	40,-		0,3
9222 87 00	VIPROTECT SOUNDPROOFING SET (optional) incl. accessories	-	-	-	-	19,-	600	0,09
9224 61 00	TOILET INSTALLATION SYSTEM for dry-wall construction, standard height 525 x 1120 x 135 mm For further ViConnect models, see pages 367-378	-	-	-	-	320,-	10	14
9224 65 00	TOILET INSTALLATION SYSTEM for dry-wall construction, low 450 x 1120 x 165 mm For further ViConnect models, see pages 367-378	-	-	-	-	432,-	8	19,78

COMBI-PACK

DirectFlush



Article number	Description	01	plus R1	T1	plus T2		pcs/ pal.	kg/ pc.
5660 HR XX	individual packaging materials, wall-mounted, horizontal outlet composed of: Washdown WC DirectFlush 5660 R0 XX, WC-seat with QuickRelease and Soft-Closing hinges 9M38 S1 01	326,-	411,-	-	-	-	12	20

XX = Colour code to be indicated

01 = White Alpin, R1 = White Alpin CeramicPlus, T1 = White Alpin AntiBac, T2 = White Alpin AntiBac CeramicPlus

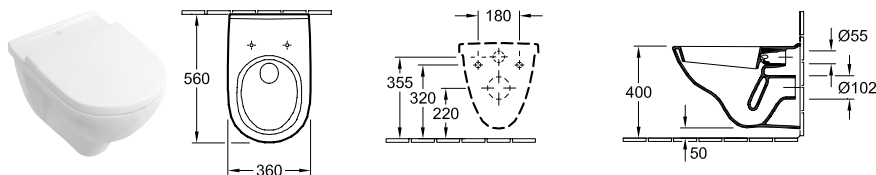
O.NOVO

€ excl. VAT

registered design

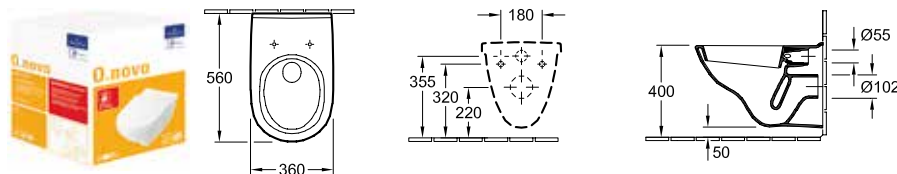
Please order tap fittings and soap dispenser separately

WASHDOWN TOILET



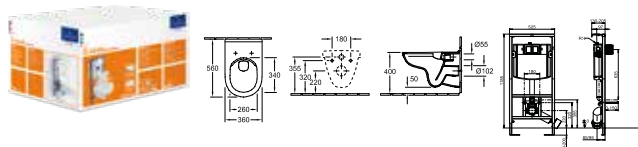
Article number	Description	01	plus R1	T1	plus T2	pcs/ pal.	kg/ pc.
5660 10 XX	360 x 560 mm	186,-	271,-	247,-	-	14	18
wall-mounted, horizontal outlet, with water-saving AQUAREDUCT® system: flush volume 3 / 4,5 litres							
9M38 S1 01	TOILET SEAT AND COVER with QuickRelease and SoftClosing hinges, hinges in stainless steel	127,-	-	-	-	216	2,21
9M39 61 01	TOILET SEAT AND COVER hinges in stainless steel	78,-	-	-	-	108	2,09
9M71 61 01	SEAT hinges in stainless steel	72,-	-	-	-		1,04
9953 00 00	FASTENING FRAME (optional)	-	-	-	-	180,-	2,93
9961 00 00	FASTENING SET (optional)	-	-	-	-	40,-	0,3
9222 87 00	VIPROTECT SOUNDPROOFING SET (optional) incl. accessories	-	-	-	-	19,-	600
9224 61 00	TOILET INSTALLATION SYSTEM for dry-wall construction, standard height 525 x 1120 x 135 mm For further ViConnect models, see pages 367-378	-	-	-	-	320,-	10
9224 65 00	TOILET INSTALLATION SYSTEM for dry-wall construction, low 450 x 1120 x 165 mm For further ViConnect models, see pages 367-378	-	-	-	-	432,-	8

COMBI-PACK



Article number	Description	01	plus R1	T1	plus T2	pcs/ pal.	kg/ pc.
5660 H1 XX	individual packaging materials, wall-mounted, horizontal outlet composed of: Washdown WC 5660 10 XX, WC-seat with QuickRelease and SoftClosing hinges 9M38 S1 01	298,-	383,-	-	-	12	18

TOILET WITH TOILET SEAT, INSTALLATION SYSTEM AND FLUSH PLATE (COMBI-PACK)



Article number	Description	01	plus R1	T1	plus T2	pcs/ pal.	kg/ pc.
5660 D2 01	individual packaging materials, wall-mounted, horizontal outlet composed of: Washdown WC DirectFlush 5660 R0 XX, WC-seat with QuickRelease and SoftClosing hinges 9M38 S1 01, Soundproofing set, WC element standard height + flush plate 9224 90 61 chrome	731,-	-	-	-	4	33,42
5660 D3 01	individual packaging materials, wall-mounted, horizontal outlet composed of: Washdown WC DirectFlush 5660 R0 XX, WC-seat with QuickRelease and SoftClosing hinges 9M38 S1 01, Soundproofing set, WC element standard height + flush plate 9224 90 68 white	707,-	-	-	-	4	33,42

XX = Colour code to be indicated

01 = White Alpin, R1 = White Alpin CeramicPlus, T1 = White Alpin AntiBac, T2 = White Alpin AntiBac CeramicPlus

O.NOVO

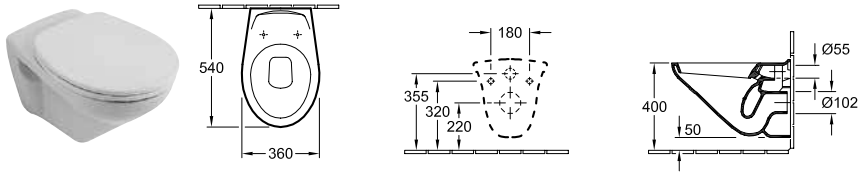
€ excl. VAT

registered design

Please order tap fittings and soap dispenser separately

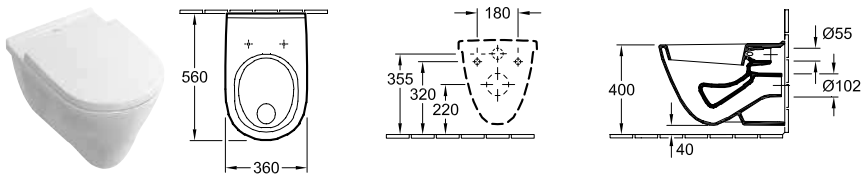
WASHDOWN TOILET

previously Omnia Classic



Article number	Description	01	plus R1	T1	plus T2		pcs/ pal.	kg/ pc.
7682 10 XX	360 x 540 mm	258,-	343,-	-	-	-	18	16,7
wall-mounted, horizontal outlet								
8823 61 01	TOILET SEAT AND COVER hinges in stainless steel	113,-	-	-	-	-	90	3,7
8824 61 01	TOILET SEAT AND COVER with continuous hinge bolt, hinges in stainless steel	143,-	-	-	-	-	90	3,7
9953 00 00	FASTENING FRAME (optional)	-	-	-	-	180,-		2,93
9961 00 00	FASTENING SET (optional)	-	-	-	-	40,-		0,3
9222 87 00	VIPROTECT SOUNDPROOFING SET (optional) incl. accessories	-	-	-	-	19,-	600	0,09
9224 61 00	TOILET INSTALLATION SYSTEM for dry-wall construction, standard height 525 x 1120 x 135 mm For further ViConnect models, see pages 367-378	-	-	-	-	320,-	10	14
9224 65 00	TOILET INSTALLATION SYSTEM for dry-wall construction, low 450 x 1120 x 165 mm For further ViConnect models, see pages 367-378	-	-	-	-	432,-	8	19,78

WASHOUT TOILET



Article number	Description	01	plus R1	T1	plus T2		pcs/ pal.	kg/ pc.
5662 10 XX	360 x 560 mm	279,-	364,-	340,-	-	-	14	20,6
wall-mounted, horizontal outlet								
9M38 S1 01	TOILET SEAT AND COVER with QuickRelease and SoftClosing hinges, hinges in stainless steel	127,-	-	-	-	-	216	2,21
9M39 61 01	TOILET SEAT AND COVER hinges in stainless steel	78,-	-	-	-	-	108	2,09
9M71 61 01	SEAT hinges in stainless steel	72,-	-	-	-	-		1,04
9953 00 00	FASTENING FRAME (optional)	-	-	-	-	180,-		2,93
9961 00 00	FASTENING SET (optional)	-	-	-	-	40,-		0,3
9222 87 00	VIPROTECT SOUNDPROOFING SET (optional) incl. accessories	-	-	-	-	19,-	600	0,09
9224 61 00	TOILET INSTALLATION SYSTEM for dry-wall construction, standard height 525 x 1120 x 135 mm For further ViConnect models, see pages 367-378	-	-	-	-	320,-	10	14

XX = Colour code to be indicated

01 = White Alpin, R1 = White Alpin CeramicPlus, T1 = White Alpin AntiBac, T2 = White Alpin AntiBac CeramicPlus

O.NOVO

O.NOVO

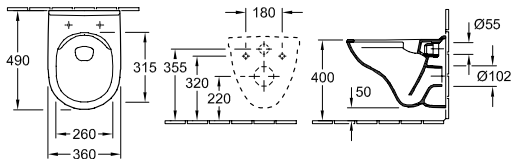
€ excl. VAT

registered design

Please order tap fittings and soap dispenser separately

WASHDOWN TOILET COMPACT, RIMLESS

DirectFlush



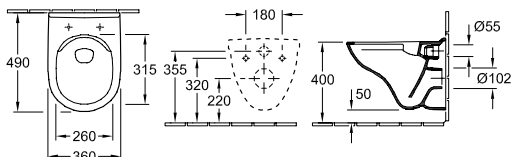
Article number	Description	01	plus R1	T1	plus T2		pcs/ pal.	kg/ pc.
5688 R0 XX	360 x 490 mm	240,-	325,-	-	-	-	14	15

wall-mounted, horizontal outlet, with water-saving AQUAREDUCT® system: flush volume 3 / 4,5 litres, not suitable for installation with flush valves

9M38 S1 01	TOILET SEAT AND COVER with QuickRelease and SoftClosing hinges, hinges in stainless steel	127,-	-	-	-	-	216	2,21
9M40 61 01	TOILET SEAT AND COVER hinges in stainless steel	78,-	-	-	-	-	216	2,2
9M71 61 01	SEAT hinges in stainless steel	72,-	-	-	-	-		1,04
9953 00 00	FASTENING FRAME (optional)	-	-	-	-	180,-		2,93
9961 00 00	FASTENING SET (optional)	-	-	-	-	40,-		0,3
9222 87 00	VIPROTECT SOUNDPROOFING SET (optional) incl. accessories	-	-	-	-	19,-	600	0,09
9224 61 00	TOILET INSTALLATION SYSTEM for dry-wall construction, standard height 525 x 1120 x 135 mm For further ViConnect models, see pages 367-378	-	-	-	-	320,-	10	14
9224 65 00	TOILET INSTALLATION SYSTEM for dry-wall construction, low 450 x 1120 x 165 mm For further ViConnect models, see pages 367-378	-	-	-	-	432,-	8	19,78

COMBI-PACK

DirectFlush



Article number	Description	01	plus R1	T1	plus T2		pcs/ pal.	kg/ pc.
5688 HR XX	individual packaging materials, wall-mounted, horizontal outlet composed of: Washdown WC Compact DirectFlush 5688 R0 XX, WC-seat with QuickRelease and SoftClosing hinges 9M38 S1 01	352,-	437,-	-	-	-	12	17

XX = Colour code to be indicated

01 = White Alpin, R1 = White Alpin CeramicPlus, T1 = White Alpin AntiBac, T2 = White Alpin AntiBac CeramicPlus

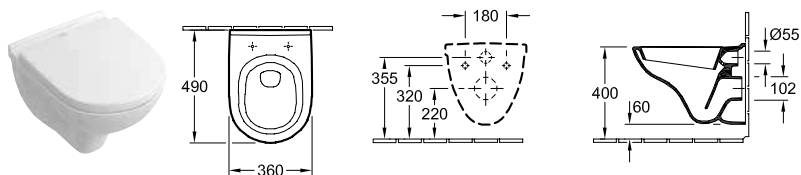
O.NOVO

€ excl. VAT

registered design

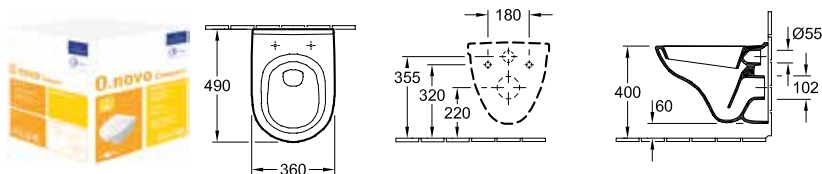
Please order tap fittings and soap dispenser separately

COMPACT WASHDOWN TOILET



Article number	Description	01	plus: R1	T1	plus: T2	pcs/pal.	kg/pc.
5688 10 XX	360 x 490 mm	204,-	289,-	265,-	-	14	14
wall-mounted, horizontal outlet, with water-saving AQUAREDUCT® system: flush volume 3 / 4,5 litres							
9M38 S1 01	TOILET SEAT AND COVER with QuickRelease and SoftClosing hinges, hinges in stainless steel	127,-	-	-	-	216	2,21
9M40 61 01	TOILET SEAT AND COVER hinges in stainless steel	78,-	-	-	-	216	2,2
9M71 61 01	SEAT hinges in stainless steel	72,-	-	-	-		1,04
9953 00 00	FASTENING FRAME (optional)	-	-	-	180,-		2,93
9961 00 00	FASTENING SET (optional)	-	-	-	40,-		0,3
9222 87 00	VIPROTECT SOUNDPROOFING SET (optional) incl. accessories	-	-	-	19,-	600	0,09
9224 61 00	TOILET INSTALLATION SYSTEM for dry-wall construction, standard height 525 x 1120 x 135 mm For further ViConnect models, see pages 367-378	-	-	-	-	320,-	10 14
9224 65 00	TOILET INSTALLATION SYSTEM for dry-wall construction, low 450 x 1120 x 165 mm For further ViConnect models, see pages 367-378	-	-	-	-	432,-	8 19,78

COMBI-PACK



Article number	Description	01	plus: R1	T1	plus: T2	pcs/pal.	kg/pc.
5688 H1 XX	individual packaging materials, wall-mounted, horizontal outlet composed of: Washdown WC compact 5688 10 XX, WC-seat with QuickRelease and SoftClosing hinges 9M38 S1 01	316,-	401,-	-	-	12	17,4

XX = Colour code to be indicated

01 = White Alpin, R1 = White Alpin CeramicPlus, T1 = White Alpin AntiBac, T2 = White Alpin AntiBac CeramicPlus

O.NOVO

O.NOVO

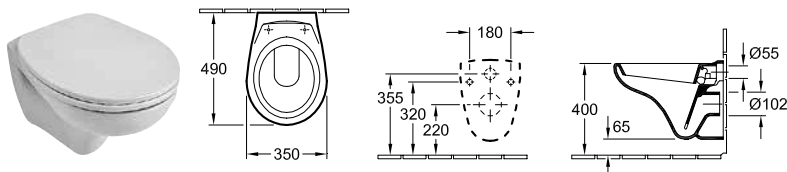
€ excl. VAT




registered design

Please order tap fittings and soap dispenser separately

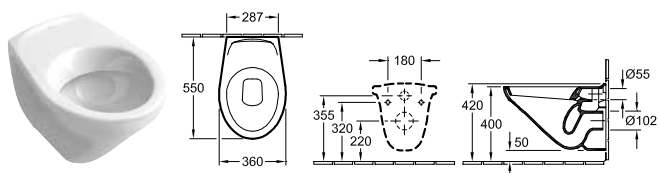
COMPACT WASHDOWN TOILET




previously Omnia Classic



Article number	Description		01	plus R1	T1	plus T2		pcs/ pal.	kg/ pc.
7667 10 XX	350 x 490 mm		280,-	365,-	-	-	-	18	13,5
wall-mounted, horizontal outlet, with water-saving AQUAREDUCT® system: flush volume 3 / 4,5 litres									
8823 61 01	TOILET SEAT AND COVER hinges in stainless steel		113,-	-	-	-	-	90	3,7
8824 61 01	TOILET SEAT AND COVER with continuous hinge bolt, hinges in stainless steel		143,-	-	-	-	-	90	3,7
9953 00 00	FASTENING FRAME (optional)		-	-	-	-	180,-		2,93
9961 00 00	FASTENING SET (optional)		-	-	-	-	40,-		0,3
9222 87 00	VIPROTECT SOUNDPROOFING SET (optional) incl. accessories		-	-	-	-	19,-	600	0,09
9224 61 00	TOILET INSTALLATION SYSTEM for dry-wall construction, standard height 525 x 1120 x 135 mm For further ViConnect models, see pages 367-378		-	-	-	-	320,-	10	14
9224 65 00	TOILET INSTALLATION SYSTEM for dry-wall construction, low 450 x 1120 x 165 mm For further ViConnect models, see pages 367-378		-	-	-	-	432,-	8	19,78

WASHDOWN TOILET



Article number	Description		01	plus R1	T1	plus T2		pcs/ pal.	kg/ pc.
7677 10 XX	360 x 550 mm		350,-	435,-	411,-	-	-	27	16,7
without holes for WC-seat and cover, with ceramic seat rim, wall-mounted, horizontal outlet									
9953 00 00	FASTENING FRAME (optional)		-	-	-	-	180,-		2,93
9961 00 00	FASTENING SET (optional)		-	-	-	-	40,-		0,3
9222 87 00	VIPROTECT SOUNDPROOFING SET (optional) incl. accessories		-	-	-	-	19,-	600	0,09
9224 61 00	TOILET INSTALLATION SYSTEM for dry-wall construction, standard height 525 x 1120 x 135 mm For further ViConnect models, see pages 367-378		-	-	-	-	320,-	10	14
9224 65 00	TOILET INSTALLATION SYSTEM for dry-wall construction, low 450 x 1120 x 165 mm For further ViConnect models, see pages 367-378		-	-	-	-	432,-	8	19,78

XX = Colour code to be indicated

01 = White Alpin, R1 = White Alpin CeramicPlus, T1 = White Alpin AntiBac, T2 = White Alpin AntiBac CeramicPlus

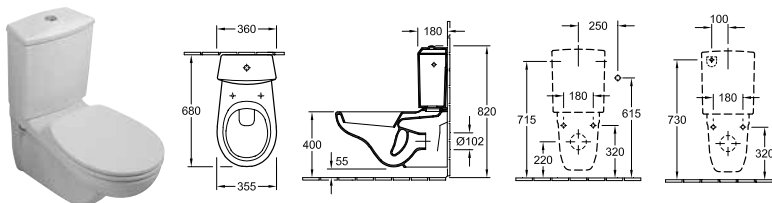
O.NOVO


€ excl. VAT

registered design

Please order tap fittings and soap dispenser separately

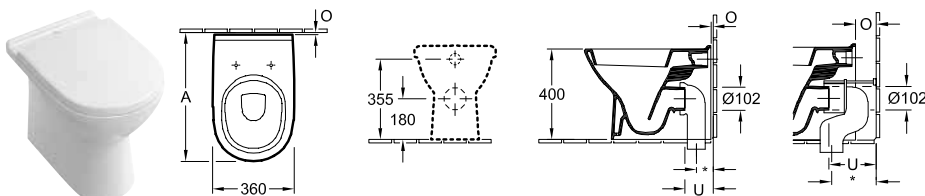
WASHDOWN TOILET FOR CLOSE-COUPLED TOILET-SUITE












Article number	Description	01	plus R1	T1	plus T2	pcs/ pal.	kg/ pc.
6623 10 XX	355 x 680 mm 	477,-	562,-	538,-	-	16	21,3
wall-mounted, horizontal outlet							
7796 G1 XX	CISTERN fastening set included, water inlet from the sides or rear, flushing mechanism with DualFlush water-saving button, chrome	258,-	343,-	-	-	30	12,63
8823 61 01	TOILET SEAT AND COVER hinges in stainless steel	113,-	-	-	-	90	3,7
8824 61 01	TOILET SEAT AND COVER with continuous hinge bolt, hinges in stainless steel	143,-	-	-	-	90	3,7
9953 00 00	FASTENING FRAME (optional)	-	-	-	180,-		2,93
9961 00 00	FASTENING SET (optional)	-	-	-	40,-		0,3
9222 87 00	VIPROTECT SOUNDPROOFING SET (optional) incl. accessories	-	-	-	19,-	600	0,09

WASHDOWN TOILET

* P1 is only available for WC-Seat VITA



	A	O	U	*
 90°	570	10	125	70
 8701	570	10	125	110
 8701	650	90	205	150 - 210
 8711	650	90	205	70 - 150

Article number	Description	01	plus R1	T1, P1*	plus T2	pcs/ pal.	kg/ pc.
5657 10 XX	360 x 560 mm  	279,-	364,-	340,-	-	8	21,8
floor-standing, back to wall, horizontal outlet, with fastening set for concealed fastening, with water-saving AQUAREDUCT® system: flush volume 3 / 4,5 litres							
9M38 S1 01	TOILET SEAT AND COVER with QuickRelease and SoftClosing hinges, hinges in stainless steel	127,-	-	-	-	216	2,21
9M39 61 01	TOILET SEAT AND COVER hinges in stainless steel	78,-	-	-	-	108	2,09
9M71 61 01	SEAT hinges in stainless steel	72,-	-	-	-		1,04
9M67 S1 XX	TOILET SEAT AND COVER VITA fastening from above, with special buffers to prevent slipping to the sides, with grip edge on the lid, with QuickRelease and SoftClosing hinges, hinges in stainless steel	-	-	183,-	-	72	3,1
8701 00 00	VARIO DRAINBEND for vertical outlet for installation close to the wall 110 mm 	-	-	-	113,-	100	0,74
8701 00 00	VARIO DRAINBEND for vertical outlet for installation from wall 90 mm 150 - 210 mm 	-	-	-	113,-	100	0,74
8711 00 00	VARIO DRAINBEND for vertical outlet for installation from wall 90 mm 70 - 150 mm 	-	-	-	113,-		0,72

XX = Colour code to be indicated

01 = White Alpin, R1 = White Alpin CeramicPlus, T1 = White Alpin AntiBac, T2 = White Alpin AntiBac CeramicPlus

O.NOVO

O.NOVO

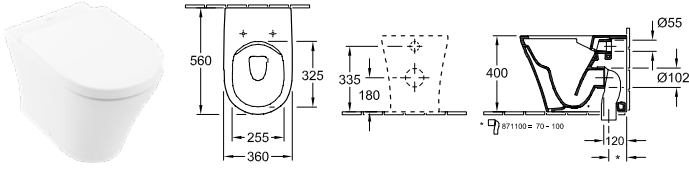
€ excl. VAT

registered design

Please order tap fittings and soap dispenser separately

WASHDOWN TOILET, RIMLESS

DirectFlush



Article number	Description	01	plus R1	T1, P1*	plus T2	pcs/ pal.	kg/ pc.
4624 R0 XX	360 x 560 x 400 mm	158,-	243,-	-	-	6	29,7

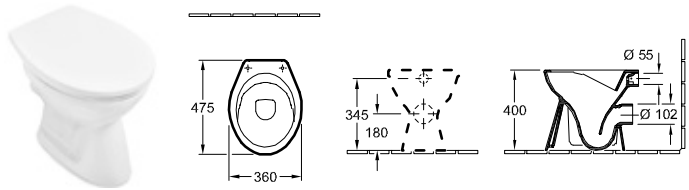
floor-standing, horizontal outlet, fastening set included, with water-saving AQUAREDUCT® system: flush volume 3 / 4,5 litres

9M38 S1 01	TOILET SEAT AND COVER with QuickRelease and SoftClosing hinges, hinges in stainless steel	127,-	-	-	-	216	2,21
------------	---	-------	---	---	---	-----	------

WASHDOWN TOILET, RIMLESS

DirectFlush

Available from August 2020



Article number	Description	01	plus R1	T1	plus T2	pcs/ pal.	kg/ pc.
7618 R0 XX	360 x 475 mm	185,-	270,-	246,-	-	12	

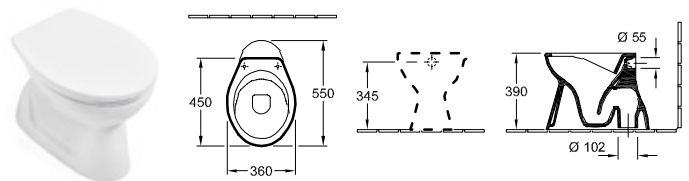
floor-standing, horizontal outlet, not suitable for installation with flush valves

8824 61 01	TOILET SEAT AND COVER with continuous hinge bolt, hinges in stainless steel	143,-	-	-	-	90	3,7
8M43 S1 01	TOILET SEAT AND COVER with QuickRelease and SoftClosing hinges, hinges in stainless steel	168,-	-	-	-		1,98
8M43 61 01	TOILET SEAT AND COVER hinges in stainless steel	168,-	-	-	-		1,96

WASHDOWN TOILET, RIMLESS

DirectFlush

Available from August 2020



Article number	Description	01	plus R1	T1	plus T2	pcs/ pal.	kg/ pc.
7618 R1 XX	360 x 550 mm	266,-	351,-	327,-	-	10	

floor-standing, vertical outlet, not suitable for installation with flush valves

8824 61 01	TOILET SEAT AND COVER with continuous hinge bolt, hinges in stainless steel	143,-	-	-	-	90	3,7
8M43 S1 01	TOILET SEAT AND COVER with QuickRelease and SoftClosing hinges, hinges in stainless steel	168,-	-	-	-		1,98
8M43 61 01	TOILET SEAT AND COVER hinges in stainless steel	168,-	-	-	-		1,96

XX = Colour code to be indicated

01 = White Alpin, R1 = White Alpin CeramicPlus, T1 = White Alpin AntiBac, T2 = White Alpin AntiBac CeramicPlus

O.NOVO

€ excl. VAT

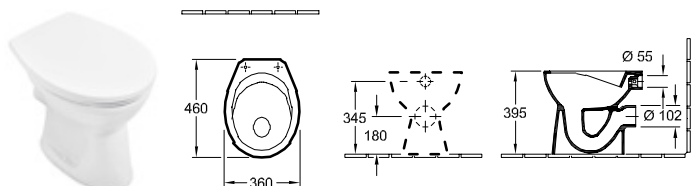
registered design

Please order tap fittings and soap dispenser separately

RIMLESS WASH-OUT TOILET

DirectFlush

Available from August 2020



Article number	Description	01	plus R1	T1	plus T2	pcs/ pal.	kg/ pc.
7619 R0 XX	360 x 460 mm	233,-	318,-	294,-	-	12	

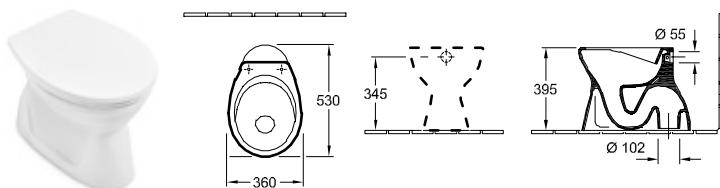
floor-standing, horizontal outlet, not suitable for installation with flush valves

8824 61 01	TOILET SEAT AND COVER with continuous hinge bolt, hinges in stainless steel	143,-	-	-	-	90	3,7
8M43 S1 01	TOILET SEAT AND COVER with QuickRelease and SoftClosing hinges, hinges in stainless steel	168,-	-	-	-		1,98
8M43 61 01	TOILET SEAT AND COVER hinges in stainless steel	168,-	-	-	-		1,96

RIMLESS WASH-OUT TOILET

DirectFlush

Available from August 2020



Article number	Description	01	plus R1	T1	plus T2	pcs/ pal.	kg/ pc.
7619 R1 XX	360 x 525 mm	279,-	364,-	340,-	-	10	

floor-standing, vertical outlet, not suitable for installation with flush valves

8824 61 01	TOILET SEAT AND COVER with continuous hinge bolt, hinges in stainless steel	143,-	-	-	-	90	3,7
8M43 S1 01	TOILET SEAT AND COVER with QuickRelease and SoftClosing hinges, hinges in stainless steel	168,-	-	-	-		1,98
8M43 61 01	TOILET SEAT AND COVER hinges in stainless steel	168,-	-	-	-		1,96

XX = Colour code to be indicated

01 = White Alpin, R1 = White Alpin CeramicPlus, T1 = White Alpin AntiBac, T2 = White Alpin AntiBac CeramicPlus

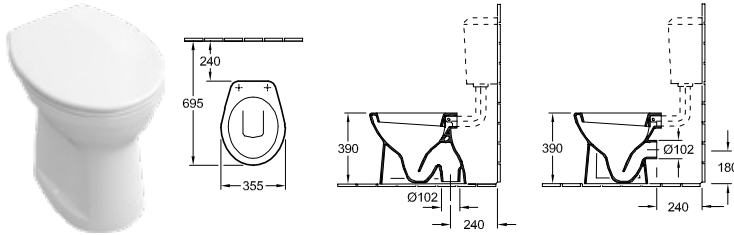
O.NOVO

€ excl. VAT

registered design

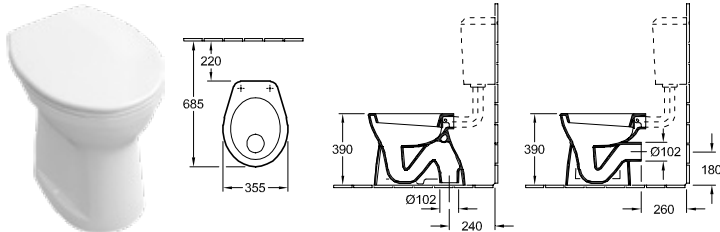
Please order tap fittings and soap dispenser separately

WASHDOWN TOILET



Article number	Description		01	plus R1	T1	plus T2		pcs/ pal.	kg/ pc.
7618 01 XX	355 x 455 mm vertical outlet	AntiBac	249,-	334,-	310,-	-	-	20	18,5
7618 10 XX	355 x 455 mm horizontal outlet	AntiBac	166,-	251,-	227,-	-	-	24	15,63
floor-standing, suitable for use with pressure valve									
8823 61 01	TOILET SEAT AND COVER hinges in stainless steel		113,-	-	-	-	-	90	3,7
8824 61 01	TOILET SEAT AND COVER with continuous hinge bolt, hinges in stainless steel		143,-	-	-	-	-	90	3,7

WASHOUT TOILET



Article number	Description		01	plus R1	T1	plus T2		pcs/ pal.	kg/ pc.
7619 01 XX	355 x 465 mm vertical outlet	AntiBac	261,-	346,-	322,-	-	-	20	20
7619 10 XX	355 x 465 mm horizontal outlet	AntiBac	218,-	303,-	279,-	-	-	24	17,23
floor-standing, suitable for use with pressure valve									
8823 61 01	TOILET SEAT AND COVER hinges in stainless steel		113,-	-	-	-	-	90	3,7
8824 61 01	TOILET SEAT AND COVER with continuous hinge bolt, hinges in stainless steel		143,-	-	-	-	-	90	3,7

XX = Colour code to be indicated

01 = White Alpin, R1 = White Alpin CeramicPlus, T1 = White Alpin AntiBac, T2 = White Alpin AntiBac CeramicPlus

O.NOVO

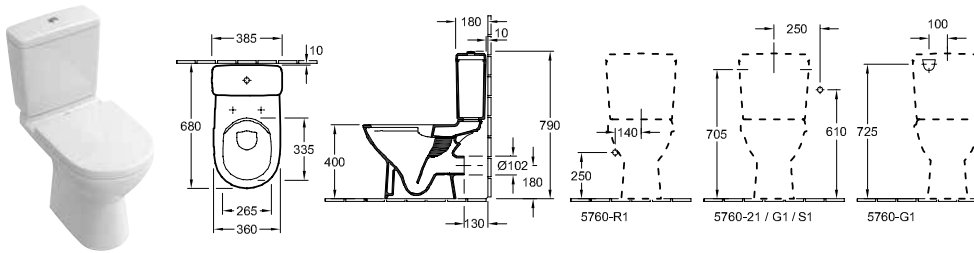
€ excl. VAT

registered design

Please order tap fittings and soap dispenser separately

WASHDOWN TOILET FOR CLOSE-COUPLED TOILET-SUITE, RIMLESS

DirectFlush



Article number	Description	01	plus: R1	T1	plus: T2	pcs/pal.	kg/pc.
5661 R0 XX	360 x 670 mm	334,-	419,-	395,-	480,-	8	22
floor-standing, horizontal outlet, with fastening set for concealed fastening, with water-saving AQUAREDUCT® system: flush volume 3 / 4,5 litres							
5760 G1 XX	CISTERN fastening set included, water inlet from the sides or rear, flushing mechanism with DualFlush water-saving button, chrome	191,-	276,-	-	-	16	12,77
5760 21 XX	CISTERN fastening set included, water inlet from the sides, reversible, flushing mechanism with DualFlush water-saving button, chrome	191,-	-	-	-	32	12,77
5760 S1 XX	CISTERN fastening set included, water inlet from the sides, reversible, flushing mechanism with DualFlush water-saving button, chrome	200,-	285,-	-	-	16	12,77
9M38 S1 01	TOILET SEAT AND COVER with QuickRelease and SoftClosing hinges, hinges in stainless steel	127,-	-	-	-	216	2,21
9M39 61 01	TOILET SEAT AND COVER hinges in stainless steel	78,-	-	-	-	108	2,09
9M71 61 01	SEAT hinges in stainless steel	72,-	-	-	-		1,04

XX = Colour code to be indicated

01 = White Alpin, R1 = White Alpin CeramicPlus, T1 = White Alpin AntiBac, T2 = White Alpin AntiBac CeramicPlus

O.NOVO

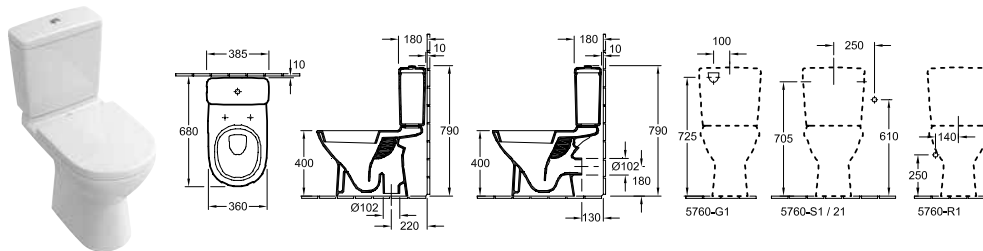
O.NOVO

€ excl. VAT

registered design

Please order tap fittings and soap dispenser separately

WASHDOWN TOILET FOR CLOSE-COUPLED TOILET-SUITE



Article number	Description	01	plus R1	T1	plus T2	pcs/ pal.	kg/ pc.
5661 10 XX	360 x 670 mm horizontal outlet	279,-	364,-	340,-	-	8	22,3
5661 01 XX	360 x 670 mm vertical outlet	279,-	364,-	340,-	-	8	22,3
floor-standing, with fastening set for concealed fastening, with water-saving AQUAREDUCT® system: flush volume 3 / 4,5 litres							
5760 G1 XX	CISTERN fastening set included, water inlet from the sides or rear, flushing mechanism with DualFlush water-saving button, chrome	191,-	276,-	-	-	16	12,77
5760 21 XX	CISTERN fastening set included, water inlet from the sides, reversible, flushing mechanism with DualFlush water-saving button, chrome	191,-	-	-	-	32	12,77
5760 S1 XX	CISTERN fastening set included, water inlet from the sides, reversible, flushing mechanism with DualFlush water-saving button, chrome	200,-	285,-	-	-	16	12,77
9M38 S1 01	TOILET SEAT AND COVER with QuickRelease and SoftClosing hinges, hinges in stainless steel	127,-	-	-	-	216	2,21
9M39 61 01	TOILET SEAT AND COVER hinges in stainless steel	78,-	-	-	-	108	2,09
9M71 61 01	SEAT hinges in stainless steel	72,-	-	-	-		1,04

O.NOVO

XX = Colour code to be indicated

01 = White Alpin, R1 = White Alpin CeramicPlus, T1 = White Alpin AntiBac, T2 = White Alpin AntiBac CeramicPlus

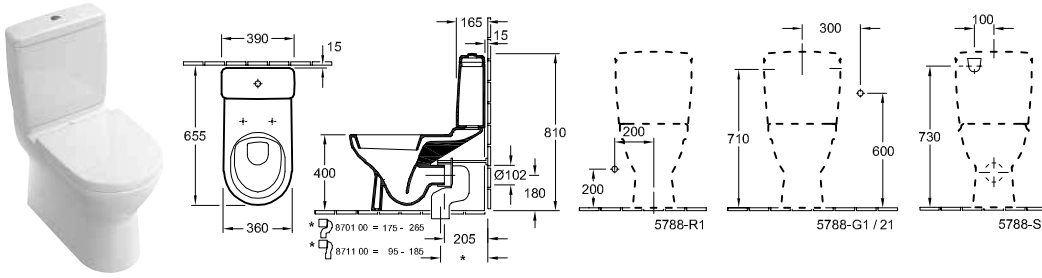
O.NOVO

€ excl. VAT

registered design

Please order tap fittings and soap dispenser separately

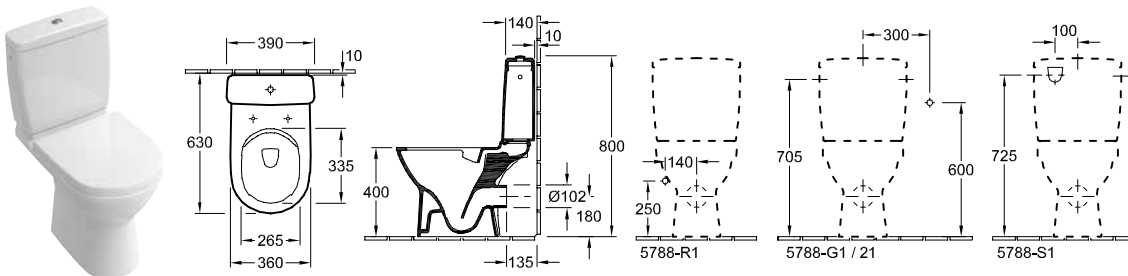
WASHDOWN TOILET FOR CLOSE-COUPLED TOILET-SUITE



Article number	Description	01	plus R1	T1	plus T2	pcs/ pal.	kg/ pc.
5658 10 XX	360 x 640 mm	279,-	364,-	340,-	-	6	31
floor-standing, back to wall, horizontal outlet, with fastening set for concealed fastening, with water-saving AQUAREDUCT® system: flush volume 3 / 4,5 litres, Recommendation: to be installed at a distance of 15 mm from the wall							
5788 S1 XX	CISTERN water inlet from the sides or rear, flushing mechanism with DualFlush water-saving button, chrome	191,-	276,-	-	-	16	13
9M38 S1 01	TOILET SEAT AND COVER with QuickRelease and SoftClosing hinges, hinges in stainless steel	127,-	-	-	-	216	2.21
9M40 61 01	TOILET SEAT AND COVER hinges in stainless steel	78,-	-	-	-	216	2.2
9M71 61 01	SEAT hinges in stainless steel NEW	72,-	-	-	-		1,04
8701 00 00	VARIO DRAINBEND for vertical outlet 175 - 265 mm	-	-	-	-	113,-	0,74
8711 00 00	VARIO DRAINBEND for vertical outlet 95 - 185 mm	-	-	-	-	113,-	0,72

WASHDOWN TOILET FOR CLOSE-COUPLED TOILET-SUITE, RIMLESS COMPACT

DirectFlush



Article number	Description	01	plus R1	T1	plus T2	pcs/ pal.	kg/ pc.
5689 R0 XX	360 x 605 mm	330,-	415,-	-	-	8	21
floor-standing, horizontal outlet, with fastening set for concealed fastening, with water-saving AQUAREDUCT® system: flush volume 3 / 4,5 litres, Note on dimensions: 360 x 630 mm with cistern mounted and appropriate distance from wall							
5788 S1 XX	CISTERN water inlet from the sides or rear, flushing mechanism with DualFlush water-saving button, chrome	191,-	276,-	-	-	16	13
9M38 S1 01	TOILET SEAT AND COVER with QuickRelease and SoftClosing hinges, hinges in stainless steel	127,-	-	-	-	216	2.21
9M39 61 01	TOILET SEAT AND COVER hinges in stainless steel	78,-	-	-	-	108	2.09
9M71 61 01	SEAT hinges in stainless steel NEW	72,-	-	-	-		1,04

XX = Colour code to be indicated

01 = White Alpin, R1 = White Alpin CeramicPlus, T1 = White Alpin AntiBac, T2 = White Alpin AntiBac CeramicPlus

O.NOVO

O.NOVO

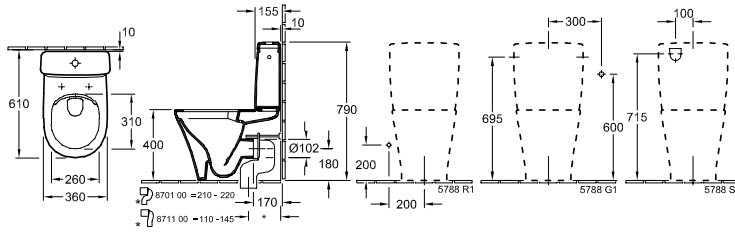
€ excl. VAT






registered design

Please order tap fittings and soap dispenser separately

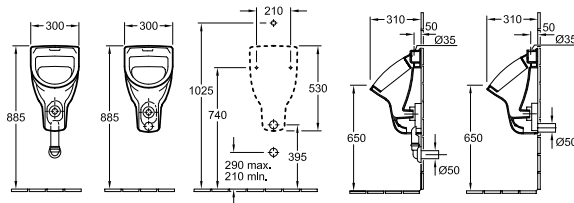
WASHDOWN TOILET FOR CLOSE-COUPLED TOILET-SUITE, RIMLESS




DirectFlush



Article number	Description	01	plus R1	T1	plus T2	pcs/ pal.	kg/ pc.
4625 R0 XX	360 x 610 mm  	314,-	399,-	-	-	6	31
5788 S1 XX	CISTERN water inlet from the sides or rear, flushing mechanism with DualFlush water-saving button, chrome	191,-	276,-	-	-	16	13
8M36 S1 01	TOILET SEAT AND COVER with QuickRelease and SoftClosing hinges, hinges in stainless steel 	123,-	-	-	-	216	2,24
8701 00 00	VARIO DRAINBEND for vertical outlet 205 mm 175 - 265 mm 	-	-	-	113,-	100	0,74
8711 00 00	VARIO DRAINBEND for vertical outlet 205 mm 95 - 185 mm 	-	-	-	113,-		0,72

SIPHONIC URINAL



Article number	Description	01	plus R1	T1	plus T2	pcs/ pal.	kg/ pc.
7526 00 XX	300 x 530 x 310 mm	305,-	390,-	-	-	20	10,9
7526 05 XX	300 x 530 x 310 mm with target	355,-	440,-	-	-	20	10,9
9326 00 00	EXTRACTOR (optional) horizontal outlet, Flush volume: 1,0 l 	-	-	-	-	79,-	0,16
9327 00 00	EXTRACTOR (optional) vertical outlet, Flush volume: 1,0 l 	-	-	-	-	79,-	0,18
9319 00 00	CONNECTION PIECES (optional) comprising: collar, outlet elbow, drain pipe 150 mm long	-	-	-	-	126,-	0,23
9932 00 00	PIPE CONNECTOR (optional)	-	-	-	-	31,-	0,02
9219 89 00	URINAL INSTALLATION SYSTEM 525 x 1120 x 98 mm For further ViConnect models, see pages 367-378 	-	-	-	-	309,-	8,05

XX = Colour code to be indicated

01 = White Alpin, R1 = White Alpin CeramicPlus, T1 = White Alpin AntiBac, T2 = White Alpin AntiBac CeramicPlus

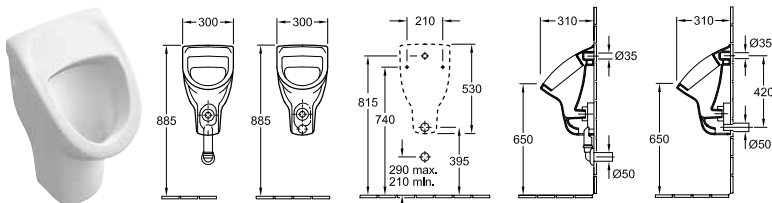
O.NOVO

€ excl. VAT

registered design

Please order tap fittings and soap dispenser separately

SIPHONIC URINAL



Article number	Description	01	plus: R1	T1	plus: T2	pcs/pal.	kg/pc.
7527 00 XX	300 x 530 x 310 mm	305,-	390,-	-	-	-	11,78
7527 05 XX	300 x 530 x 310 mm with target	355,-	440,-	-	-	20	11,78
without cover, fastening set included, concealed water inlet, Outlet may be concealed depending on the type of extractor section							
9326 00 00	EXTRACTOR (optional) horizontal outlet, Flush volume: 1,0 l	-	-	-	-	79,-	0,16
9327 00 00	EXTRACTOR (optional) vertical outlet, Flush volume: 1,0 l	-	-	-	-	79,-	0,18
9319 00 00	CONNECTION PIECES (optional) comprising: collar, outlet elbow, drain pipe 150 mm long	-	-	-	-	126,-	0,23
9933 00 00	WATER-INLET CONNECTOR (optional)	-	-	-	-	52,-	0,2
9190 B1 00	PRODETECT 2 RADAR FLUSH CONTROL FOR URINALS (optional) electronic urinal flushing system, battery-operated (6 x 1.5 V AAA required), pipe thread inlet connector 1/2"	-	-	-	-	1.008,-	0,97
9190 N1 00	PRODETECT 2 RADAR FLUSH CONTROL FOR URINALS (optional) electronic urinal flushing system, mains-powered (110 - 240 V), Bluetooth-compatible thanks to optional adapter, pipe thread inlet connector 1/2"	-	-	-	-	977,-	1,01
9190 61 00	BLUETOOTH ADAPTER (optional) Bluetooth-adapter for 9190 N1 for wireless function change and maintenance, incl. free app for iOS and Android, suitable for smartphones and tablets	-	-	-	-	272,-	0,03
9190 57 00	ADAPTER FOR MAINS POWER SUPPLY CONNECTION (optional) Recommendation: to be installed with power supply unit 9190 N1 00	-	-	-	-	107,-	0,04
9221 85 00	URINAL INSTALLATION SYSTEM FOR PRODETECT 525 x 1120 x 80 mm For further ViConnect models, see pages 367-378	-	-	-	-	225,-	7,15
9219 89 00	URINAL INSTALLATION SYSTEM 525 x 1120 x 98 mm For further ViConnect models, see pages 367-378	-	-	-	-	309,-	8,05

XX = Colour code to be indicated

01 = White Alpin, R1 = White Alpin CeramicPlus, T1 = White Alpin AntiBac, T2 = White Alpin AntiBac CeramicPlus

O.NOVO

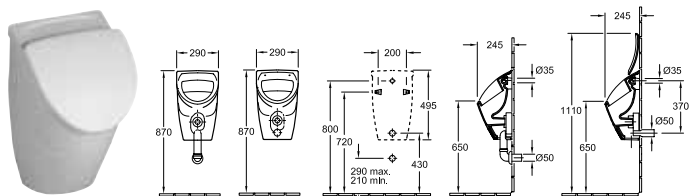
O.NOVO









€ excl. VAT

registered design

Please order tap fittings and soap dispenser separately

SIPHONIC URINAL COMPACT



Article number	Description	01	plus R1	T1	plus T2		pcs/ pal.	kg/ pc.
7557 01 XX	290 x 495 x 245 mm for cover	360,-	445,-	-	-	-	15	10,86
7557 06 XX	290 x 495 x 245 mm with target for cover	410,-	495,-	-	-	-	15	10,86
7557 00 XX	290 x 495 x 245 mm without cover	347,-	432,-	-	-	-	15	10,86
7557 05 XX	290 x 495 x 245 mm with target without cover	397,-	482,-	-	-	-	15	10,86
fastening set included, concealed water inlet, Outlet may be concealed depending on the type of extractor section								
8847 61 01	COVER chrome hinges	156,-	-	-	-	-	90	1,51
9326 00 00	EXTRACTOR (optional) horizontal outlet, Flush volume: 1,0 l		-	-	-	79,-		0,16
9327 00 00	EXTRACTOR (optional) vertical outlet, Flush volume: 1,0 l		-	-	-	79,-		0,18
9319 00 00	CONNECTION PIECES (optional) comprising: collar, outlet elbow, drain pipe 150 mm long	-	-	-	-	126,-		0,23
9933 00 00	WATER-INLET CONNECTOR (optional)	-	-	-	-	52,-		0,2
9190 B1 00	PRODETECT 2 RADAR FLUSH CONTROL FOR URINALS (optional) electronic urinal flushing system, battery-operated (6 x 1.5 V AAA required), pipe thread inlet connector 1/2"		-	-	-	1.008,-		0,97
9190 N1 00	PRODETECT 2 RADAR FLUSH CONTROL FOR URINALS (optional) electronic urinal flushing system, mains-powered (110 - 240 V), Bluetooth-compatible thanks to optional adapter, pipe thread inlet connector 1/2"		-	-	-	977,-		1,01
9190 61 00	BLUETOOTH ADAPTER (optional) Bluetooth-adapter for 9190 N1for wireless function change and maintenance, incl. free app for iOS and Android, suitable for smartphones and tablets		-	-	-	272,-		0,03
9190 57 00	ADAPTER FOR MAINS POWER SUPPLY CONNECTION (optional) Recommendation: to be installed with power supply unit 9190 N1 00		-	-	-	107,-		0,04
9221 85 00	URINAL INSTALLATION SYSTEM FOR PRODETECT 525 x 1120 x 80 mm For further ViConnect models, see pages 367-378		-	-	-	225,-		7,15
9219 89 00	URINAL INSTALLATION SYSTEM 525 x 1120 x 98 mm For further ViConnect models, see pages 367-378		-	-	-	309,-		8,05

XX = Colour code to be indicated

01 = White Alpin, R1 = White Alpin CeramicPlus, T1 = White Alpin AntiBac, T2 = White Alpin AntiBac CeramicPlus

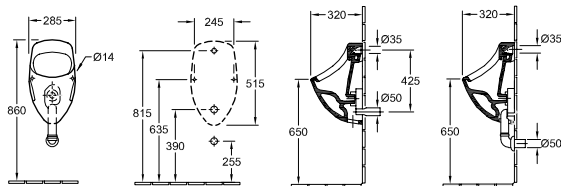
O.NOVO









€ excl. VAT

registered design

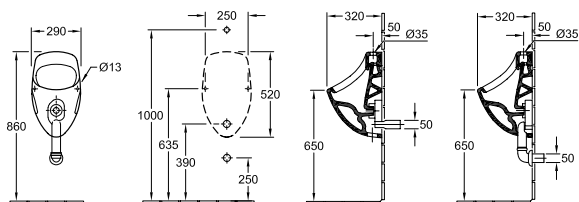
Please order tap fittings and soap dispenser separately




SIPHONIC URINAL



Article number	Description	01	plus. R1	T1	plus. T2	pcs/ pal.	kg/ pc.
7507 00 XX	285 x 515 x 310 mm	298,-	383,-	-	-	18	14,24
without cover, concealed water inlet, Outlet may be concealed depending on the type of extractor section							
9326 00 00	EXTRACTOR (optional) horizontal outlet, Flush volume: 1,0 l		-	-	-	79,-	0,16
9327 00 00	EXTRACTOR (optional) vertical outlet, Flush volume: 1,0 l		-	-	-	79,-	0,18
9319 00 00	CONNECTION PIECES (optional) comprising: collar, outlet elbow, drain pipe 150 mm long	-	-	-	-	126,-	0,23
9933 00 00	WATER-INLET CONNECTOR (optional)	-	-	-	-	52,-	0,2
9970 00 00	FASTENING SET (optional)	-	-	-	-	40,-	0,09
9190 B1 00	PRODETECT 2 RADAR FLUSH CONTROL FOR URINALS (optional) electronic urinal flushing system, battery-operated (6 x 1.5 V AAA required), pipe thread inlet connector 1/2"		-	-	-	1.008,-	0,97
9190 N1 00	PRODETECT 2 RADAR FLUSH CONTROL FOR URINALS (optional) electronic urinal flushing system, mains-powered (110 - 240 V), Bluetooth-compatible thanks to optional adapter, pipe thread inlet connector 1/2"		-	-	-	977,-	1,01
9190 61 00	BLUETOOTH ADAPTER (optional) Bluetooth-adapter for 9190 N1 for wireless function change and maintenance, incl. free app for iOS and Android, suitable for smartphones and tablets		-	-	-	272,-	0,03
9190 57 00	ADAPTER FOR MAINS POWER SUPPLY CONNECTION (optional) Recommendation: to be installed with power supply unit 9190 N1 00		-	-	-	107,-	0,04
9221 85 00	URINAL INSTALLATION SYSTEM FOR PRODETECT 525 x 1120 x 80 mm For further ViConnect models, see pages 367-378		-	-	-	225,-	7,15
9219 89 00	URINAL INSTALLATION SYSTEM 525 x 1120 x 98 mm For further ViConnect models, see pages 367-378		-	-	-	309,-	8,05

SIPHONIC URINAL



Article number	Description	01	plus. R1	T1	plus. T2	pcs/ pal.	kg/ pc.
7508 00 XX	290 x 520 x 320 mm	293,-	378,-	-	-	24	13,52
without cover, water inlet from above, Outlet may be concealed depending on the type of extractor section							
9326 00 00	EXTRACTOR (optional) horizontal outlet, Flush volume: 1,0 l		-	-	-	79,-	0,16
9327 00 00	EXTRACTOR (optional) vertical outlet, Flush volume: 1,0 l		-	-	-	79,-	0,18
9319 00 00	CONNECTION PIECES (optional) comprising: collar, outlet elbow, drain pipe 150 mm long	-	-	-	-	126,-	0,23
9932 00 00	PIPE CONNECTOR (optional)	-	-	-	-	31,-	0,02
9970 00 00	FASTENING SET (optional)	-	-	-	-	40,-	0,09
9219 89 00	URINAL INSTALLATION SYSTEM 525 x 1120 x 98 mm For further ViConnect models, see pages 367-378		-	-	-	309,-	8,05

XX = Colour code to be indicated

01 = White Alpin, R1 = White Alpin CeramicPlus, T1 = White Alpin AntiBac, T2 = White Alpin AntiBac CeramicPlus

O.NOVO

O.NOVO

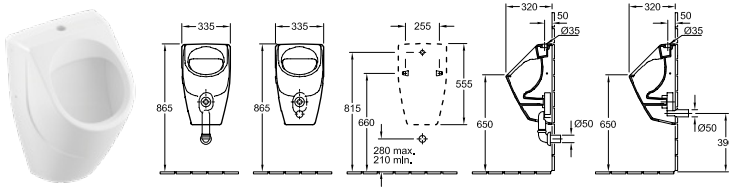
€ excl. VAT




registered design

Please order tap fittings and soap dispenser separately

SIPHONIC URINAL

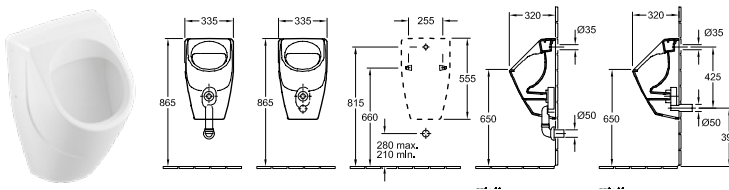
DirectFlush






Article number	Description		01	plus R1	T1	plus T2		pcs/ pal.	kg/ pc.
7523 00 XX	335 x 560 x 320 mm	Direct Flush	191,-	276,-	-	-	-	15	13,2
without cover, water inlet from above, Outlet may be concealed depending on the type of extractor section									
9326 00 00	EXTRACTOR (optional) horizontal outlet, Flush volume: 1,0 l		-	-	-	-	79,-		0,16
9327 00 00	EXTRACTOR (optional) vertical outlet, Flush volume: 1,0 l		-	-	-	-	79,-		0,18
9319 00 00	CONNECTION PIECES (optional) comprising: collar, outlet elbow, drain pipe 150 mm long		-	-	-	-	126,-		0,23
9933 00 00	WATER-INLET CONNECTOR (optional)		-	-	-	-	52,-		0,2
9219 89 00	URINAL INSTALLATION SYSTEM 525 x 1120 x 98 mm For further ViConnect models, see pages 367-378		-	-	-	-	309,-		8,05

SIPHONIC URINAL

DirectFlush



Article number	Description		01	plus R1	T1	plus T2		pcs/ pal.	kg/ pc.
7524 00 XX	335 x 560 x 320 mm	Direct Flush	191,-	276,-	-	-	-		13,2
without cover, concealed water inlet, Outlet may be concealed depending on the type of extractor section									
9326 00 00	EXTRACTOR (optional) horizontal outlet, Flush volume: 1,0 l		-	-	-	-	79,-		0,16
9327 00 00	EXTRACTOR (optional) vertical outlet, Flush volume: 1,0 l		-	-	-	-	79,-		0,18
9319 00 00	CONNECTION PIECES (optional) comprising: collar, outlet elbow, drain pipe 150 mm long		-	-	-	-	126,-		0,23
9933 00 00	WATER-INLET CONNECTOR (optional)		-	-	-	-	52,-		0,2
9219 89 00	URINAL INSTALLATION SYSTEM 525 x 1120 x 98 mm For further ViConnect models, see pages 367-378		-	-	-	-	309,-		8,05

XX = Colour code to be indicated

01 = White Alpin, R1 = White Alpin CeramicPlus, T1 = White Alpin AntiBac, T2 = White Alpin AntiBac CeramicPlus

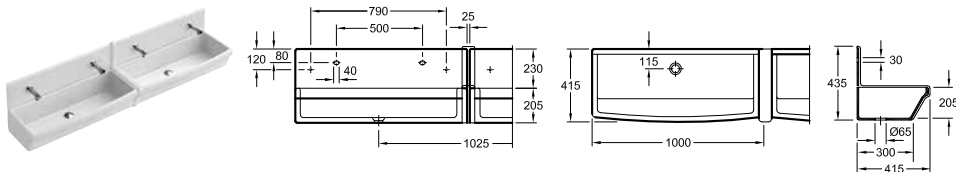
O.NOVO

€ excl. VAT

registered design

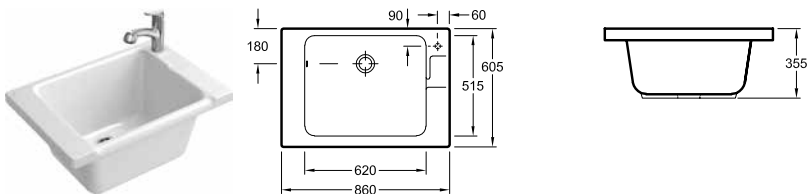
Please order tap fittings and soap dispenser separately

WASHING TROUGH



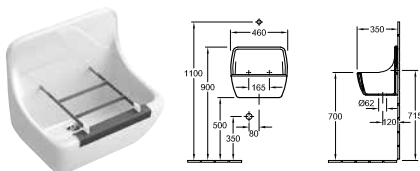
Article number	Description	01	plus: R1	T1	plus: T2	pcs/pal.	kg/pc.
6820 00 XX	1000 x 205 x 415 mm	592,-	677,-	-	-	21	29,5
fastening with mounting-brackets, fastening with cast iron bracket							
6821 00 XX	SEAM COVER FOR WASHBASINS short, cover strip between basins (in conjunction with rear panels), install with rear panel, Also available in CeramicPlus	127,-	212,-	-	-		2,49
6821 10 XX	SEAM COVER FOR WASHBASINS long, install without rear panel, Also available in CeramicPlus	127,-	212,-	-	-	144	2,6
6822 00 XX	SEAM COVER FOR WASHBASINS cover strip between rear panels, Also available in CeramicPlus	79,-	164,-	-	-		1
6823 00 XX	REAR PANEL Also available in CeramicPlus	209,-	294,-	-	-		8,9


LAUNDRY SINK



Article number	Description	01	plus: R1	T1	plus: T2	pcs/pal.	kg/pc.
6922 10 XX	860 x 355 x 605 mm pre-punched tap hole on right side overflow on left	1.557,-	1.642,-	-	-	3	42,2
fastening with mounting-brackets, fastening with cast iron bracket							
9426 10 61	OVERFLOW FITTING (required accessory) 62 mm Diameter, made of plastic, chrome	-	-	-	-	41,-	0,25

SERVICE SINK



Article number	Description	01	plus: R1	T1	plus: T2	pcs/pal.	kg/pc.
6912 01 XX	460 x 400 x 350 mm 	365,-	450,-	-	-	10	16,45
with plastic front edge cover							
9683 00 00	FOLDING GRID (required accessory) fastening set included	-	-	-	-	152,-	0,58

XX = Colour code to be indicated

01 = White Alpin, R1 = White Alpin CeramicPlus, T1 = White Alpin AntiBac, T2 = White Alpin AntiBac CeramicPlus

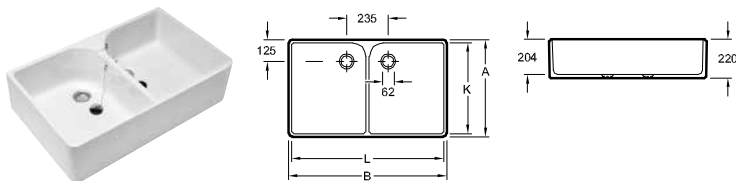
O.NOVO

€ excl. VAT



registered design

Please order tap fittings and soap dispenser separately

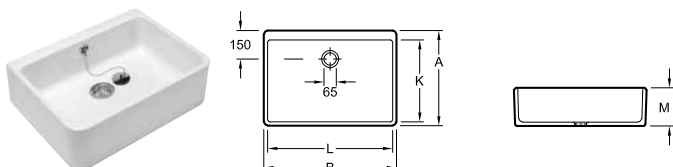
DOUBLE SINK





Article no.	A	B	K	L
633100XX	510	795	472	760
633200XX	550	895	515	860

Article number	Description		01	plus R1	T1	plus T2		pcs/ pal.	kg/ pc.
6331 00 XX	795 x 220 x 510 mm 	AntiBac	717,-	802,-	778,-	-	-	10	34,92
6332 00 XX	895 x 220 x 550 mm 	AntiBac	954,-	1.039,-	1.015,-	-	-	10	41,48
fastening with mounting-brackets, fastening with cast iron bracket									
9429 00 61	OVERFLOW FITTING (required accessory) 62 mm Diameter, made of plastic		-	-	-	-	64,-		0,46
9223 06 00	SINK CONSOLE 480 mm, fastening set included		-	-	-	-	150,-		2,1

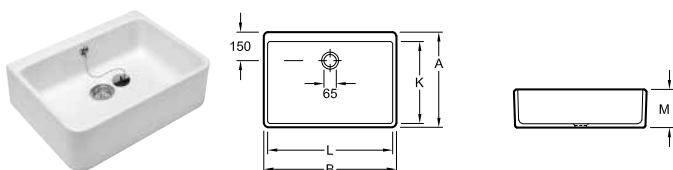
SINK



Article no.	A	B	K	L	M
632100XX	405	495	335	455	170
632110XX	405	495	335	455	170

Article number	Description		01	plus R1	T1	plus T2		pcs/ pal.	kg/ pc.
6321 00 XX	495 x 170 x 405 mm 	AntiBac	313,-	398,-	374,-	-	-	24	15,8
6321 10 XX	495 x 170 x 405 mm 	AntiBac	313,-	398,-	374,-	-	-	24	16,8
fastening with cast iron bracket									
9428 10 61	OVERFLOW FITTING (required accessory) 62 mm Diameter, made of plastic		-	-	-	-	51,-	900	0,23
9223 07 00	SINK CONSOLE 380 mm, fastening set included		-	-	-	-	140,-		1,8

SINK



Article no.	A	B	K	L	M
632200XX	500	595	430	555	200
632210XX	500	595	430	555	200
632700XX	500	695	430	655	200

Article number	Description		01	plus R1	T1	plus T2		pcs/ pal.	kg/ pc.
6322 00 XX	595 x 200 x 500 mm 	AntiBac	410,-	495,-	471,-	-	-	12	23,45
6322 10 XX	595 x 200 x 500 mm 	AntiBac	410,-	495,-	471,-	-	-	12	23,6
6327 00 XX	695 x 200 x 500 mm 	AntiBac	553,-	638,-	614,-	-	-	12	25,7
fastening with mounting-brackets, fastening with cast iron bracket									
9428 10 61	OVERFLOW FITTING (required accessory) 62 mm Diameter, made of plastic		-	-	-	-	51,-	900	0,23
9223 06 00	SINK CONSOLE 480 mm, fastening set included		-	-	-	-	150,-		2,1

XX = Colour code to be indicated

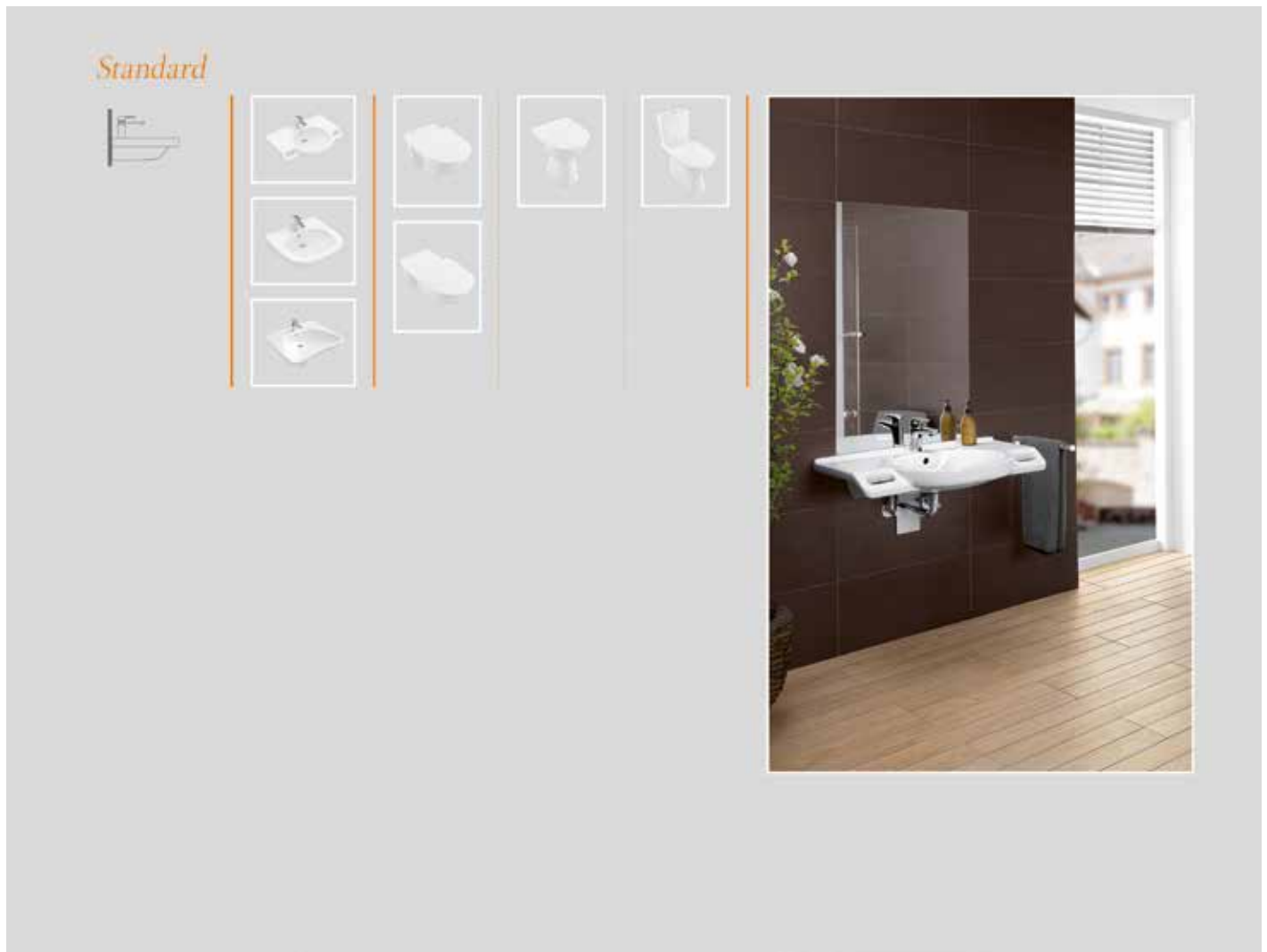
01 = White Alpin, R1 = White Alpin CeramicPlus, T1 = White Alpin AntiBac, T2 = White Alpin AntiBac CeramicPlus

O.NOVO VITA


Sanitaryware

• Profi segment

PRO.VILLEROY-BOCH.COM/TECHNICALDRAWINGS



Ceramic colours



01 = White Alpin

R1 = White Alpin
CeramicPlus

T1 = White Alpin
AntiBac

T2 = White
Alpin AntiBac
CeramicPlus

P1 = Blue
AntiBac

O.NOVO VITA

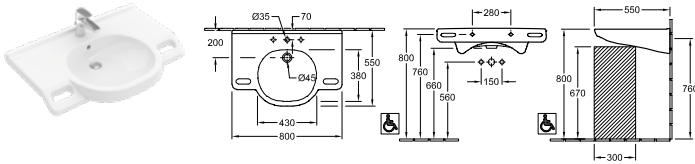
O.NOVO VITA









€ excl. VAT

registered design

Please order tap fittings and soap dispenser separately

WASHBASIN VITA



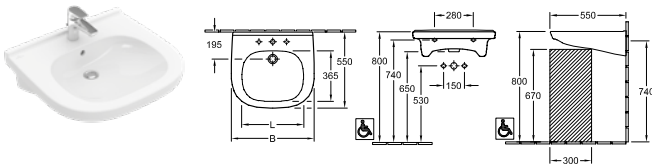
Article number	Description		01	plus R1	T1	plus T2		pcs/ pal.	kg/ pc.
4120 80 XX	800 x 550 mm 		633,-	718,-	694,-	779,-	-	12	21,6
4120 81 XX	800 x 550 mm 		633,-	718,-	694,-	779,-	-	12	21,6
4120 82 XX	800 x 550 mm 3 tap hole positions can be selected as required 		633,-	718,-	694,-	779,-	-	12	21,6
4120 83 XX	800 x 550 mm 3 tap hole positions can be selected as required 		633,-	718,-	694,-	779,-	-	12	21,6

For further information about matching valves, see pages 379-383

















Please note: unclosable outlet valve must be used with models without overflow

9221 49 00	WASHBASIN INSTALLATION ELEMENT 525 x 1120 x 75 mm For further ViConnect models, see pages 367-378		-	-	-	-	175,-		8,05
------------	--	---	---	---	---	---	-------	--	------

WASHBASIN VITA



Article no.	B	L
411960XX	610	460
411961XX	610	460
411962XX	610	460
411963XX	610	460
411955XX	560	420
411956XX	560	420
411957XX	560	420
411958XX	560	420

Article number	Description		01	plus R1	T1	plus T2		pcs/ pal.	kg/ pc.
4119 60 XX	610 x 550 mm 		269,-	354,-	330,-	415,-	-	16	18,8
4119 61 XX	610 x 550 mm 		269,-	354,-	330,-	415,-	-	16	18,8
4119 62 XX	610 x 550 mm 3 tap hole positions can be selected as required 		269,-	354,-	330,-	415,-	-	16	18,8
4119 63 XX	610 x 550 mm 3 tap hole positions can be selected as required 		269,-	354,-	330,-	415,-	-	16	18,8
4119 55 XX	560 x 550 mm 		240,-	325,-	301,-	386,-	-	16	17
4119 56 XX	560 x 550 mm 		240,-	325,-	301,-	386,-	-	16	17
4119 57 XX	560 x 550 mm 3 tap hole positions can be selected as required 		240,-	325,-	301,-	386,-	-	16	17
4119 58 XX	560 x 550 mm 3 tap hole positions can be selected as required 		240,-	325,-	301,-	386,-	-	16	17

For further information about matching valves, see pages 379-383

Please note: unclosable outlet valve must be used with models without overflow

9221 49 00	WASHBASIN INSTALLATION ELEMENT 525 x 1120 x 75 mm For further ViConnect models, see pages 367-378		-	-	-	-	175,-		8,05
------------	--	---	---	---	---	---	-------	--	------

* P1 is only available for WC-Seat VITA

XX = Colour code to be indicated

01 = White Alpin, R1 = White Alpin CeramicPlus, T1 = White Alpin AntiBac, T2 = White Alpin AntiBac CeramicPlus, P1 = Blue AntiBac

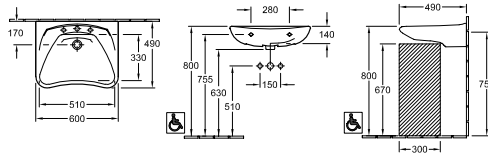
O.NOVO VITA

€ excl. VAT




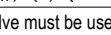
registered design

Please order tap fittings and soap dispenser separately

WASHBASIN VITA



Article no.	A	B	E	F	G	H	I	K	L	S	T
711963XX	490	600	510	805	510	640	170	330	510	610	530
711961XX	490	600	550	805	550	640	170	330	510	650	570
711964XX	490	600	510	805	510	640	170	330	510	610	530
711960XX											

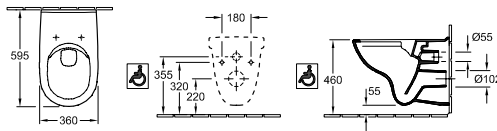
Article number	Description	01	plus R1	T1	plus T2	pcs/ pal.	kg/ pc.
7119 63 XX	600 x 490 mm  incl. overflow set	405,-	490,-	-	-	20	18,56
7119 61 XX	600 x 490 mm 	365,-	450,-	-	-	20	17,86
7119 64 XX	600 x 490 mm 3 tap hole positions can be selected as required  incl. overflow set	472,-	557,-	-	-		17
7119 60 XX	600 x 490 mm 	365,-	450,-	-	-	20	16,6


Please note: unclosable outlet valve must be used with models without overflow

8710 00 00	SPACE SAVING SIPHON (optional) 35 mm Diameter	-	-	-	-	90,-	0,55
9221 49 00	WASHBASIN INSTALLATION ELEMENT 525 x 1120 x 75 mm For further ViConnect models, see pages 367-378	-	-	-	-	175,-	8,05



WASHDOWN TOILET VITA, RIMLESS

DirectFlush



Article number	Description	01	plus R1	T1, P1*	T2	pcs/ pal.	kg/ pc.
4695 R0 XX	360 x 595 mm 	404,-	489,-	465,-	550,-	12	22

wall-mounted, horizontal outlet, seat height: 460 mm, not suitable for installation with flush valves

9M67 S1 XX	TOILET SEAT AND COVER VITA fastening from above, with special buffers to prevent slipping to the sides, with grip edge on the lid, with QuickRelease and SoftClosing hinges, hinges in stainless steel	-	-	183,-	-	72	3,1
9M67 61 01	TOILET SEAT AND COVER VITA fastening from below, with special buffers to prevent slipping to the sides, with grip edge on the lid, hinges in stainless steel	136,-	-	-	-	72	3,1
9M72 61 XX	TOILET SEAT AND COVER VITA with special buffers to prevent slipping to the sides, with grip edge on the lid, with continuous hinge bolt, hinges in stainless steel	-	-	215,-	-	144	3,2
9M38 S1 01	TOILET SEAT AND COVER with QuickRelease and SoftClosing hinges, hinges in stainless steel	127,-	-	-	-	216	2,21
9M71 61 01	SEAT hinges in stainless steel 	72,-	-	-	-		1,04
9M97 61 XX	SEAT with special buffers to prevent slipping to the sides, with continuous hinge bolt, hinges in stainless steel 	-	-	141,-	-	72	1,39
9953 00 00	FASTENING FRAME (optional)	-	-	-	-	180,-	2,93
9961 00 00	FASTENING SET (optional)	-	-	-	-	40,-	0,3
9222 87 00	VIPROTECT SOUNDPROOFING SET (optional) incl. accessories	-	-	-	-	19,-	600
9224 61 00	TOILET INSTALLATION SYSTEM for dry-wall construction, standard height 525 x 1120 x 135 mm For further ViConnect models, see pages 367-378	-	-	-	-	320,-	10
9224 65 00	TOILET INSTALLATION SYSTEM for dry-wall construction, low 450 x 1120 x 165 mm For further ViConnect models, see pages 367-378	-	-	-	-	432,-	8

* P1 is only available for WC-Seat VITA

XX = Colour code to be indicated
01 = White Alpin, R1 = White Alpin CeramicPlus, T1 = White Alpin AntiBac, T2 = White Alpin AntiBac CeramicPlus, P1 = Blue AntiBac

O.NOVO VITA

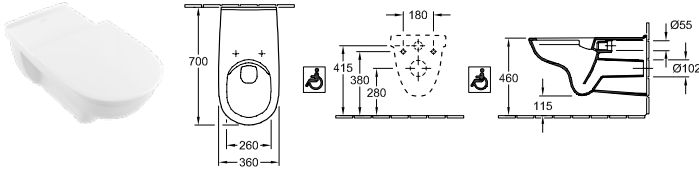
€ excl. VAT

registered design

Please order tap fittings and soap dispenser separately

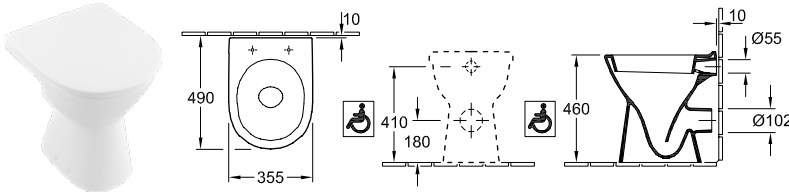
WASHDOWN TOILET VITA, RIMLESS

DirectFlush



Article number	Description	01	R1	T1, P1*	T2	pcs/pal.	kg/pc.
4601 R0 XX	360 x 700 mm	438,-	523,-	499,-	584,-	16	22
wall-mounted, horizontal outlet, incl. extended 400 mm long inlet connector, projection: 700 mm, not suitable for installation with flush valves							
9M67 S1 XX	TOILET SEAT AND COVER VITA fastening from above, with special buffers to prevent slipping to the sides, with grip edge on the lid, with QuickRelease and SoftClosing hinges, hinges in stainless steel	-	-	183,-	-	72	3,1
9M67 61 01	TOILET SEAT AND COVER VITA fastening from below, with special buffers to prevent slipping to the sides, with grip edge on the lid, hinges in stainless steel	136,-	-	-	-	72	3,1
9M72 61 XX	TOILET SEAT AND COVER VITA with special buffers to prevent slipping to the sides, with grip edge on the lid, with continuous hinge bolt, hinges in stainless steel	-	-	215,-	-	144	3,2
9M97 61 XX	SEAT with special buffers to prevent slipping to the sides, with continuous hinge bolt, hinges in stainless steel	-	-	141,-	-	72	1,39
9953 00 00	FASTENING FRAME (optional)	-	-	-	-	180,-	2,93
9961 00 00	FASTENING SET (optional)	-	-	-	-	40,-	0,3
9222 87 00	VIPROTECT SOUNDPROOFING SET (optional) incl. accessories	-	-	-	-	19,-	600, 0,09
9224 61 00	TOILET INSTALLATION SYSTEM for dry-wall construction, standard height 525 x 1120 x 135 mm For further ViConnect models, see pages 367-378	-	-	-	-	320,-	10, 14
9224 65 00	TOILET INSTALLATION SYSTEM for dry-wall construction, low 450 x 1120 x 165 mm For further ViConnect models, see pages 367-378	-	-	-	-	432,-	8, 19,78

WASHDOWN TOILET VITA



Article number	Description	01	R1	T1, P1*	T2	pcs/pal.	kg/pc.
4683 10 XX	355 x 480 mm	320,-	405,-	381,-	466,-	8	20
floor-standing, horizontal outlet, with fastening set for concealed fastening, seat height: 460 mm							
9M67 S1 XX	TOILET SEAT AND COVER VITA fastening from above, with special buffers to prevent slipping to the sides, with grip edge on the lid, with QuickRelease and SoftClosing hinges, hinges in stainless steel	-	-	183,-	-	72	3,1
9M72 61 XX	TOILET SEAT AND COVER VITA with special buffers to prevent slipping to the sides, with grip edge on the lid, with continuous hinge bolt, hinges in stainless steel	-	-	215,-	-	144	3,2
9M39 61 01	TOILET SEAT AND COVER hinges in stainless steel	78,-	-	-	-	108	2,09
9M97 61 XX	SEAT with special buffers to prevent slipping to the sides, with continuous hinge bolt, hinges in stainless steel	-	-	141,-	-	72	1,39

* P1 is only available for WC-Seat VITA

XX = Colour code to be indicated

01 = White Alpin, R1 = White Alpin CeramicPlus, T1 = White Alpin AntiBac, T2 = White Alpin AntiBac CeramicPlus, P1 = Blue AntiBac

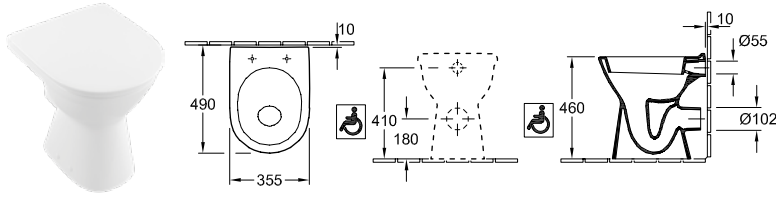
O.NOVO VITA

€ excl. VAT

registered design

Please order tap fittings and soap dispenser separately

WASHOUT TOILET VITA



Article number	Description	01	R1	T1, P1*	T2	pcs/ pal.	kg/ pc.
4684 10 XX	355 x 480 mm AntiBac	363,-	448,-	424,-	509,-	8	21
floor-standing, horizontal outlet, with fastening set for concealed fastening, seat height: 460 mm							
9M67 S1 XX	TOILET SEAT AND COVER VITA fastening from above, with special buffers to prevent slipping to the sides, with grip edge on the lid, with QuickRelease and SoftClosing hinges, hinges in stainless steel	-	-	183,-	-	72	3,1
9M72 61 XX	TOILET SEAT AND COVER VITA with special buffers to prevent slipping to the sides, with grip edge on the lid, with continuous hinge bolt, hinges in stainless steel	-	-	215,-	-	144	3,2
9M39 61 01	TOILET SEAT AND COVER hinges in stainless steel	78,-	-	-	-	108	2,09
9M97 61 XX	SEAT with special buffers to prevent slipping to the sides, with continuous hinge bolt, hinges in stainless steel NEW	-	-	141,-	-	72	1,39

* P1 is only available for WC-Seat VITA

XX = Colour code to be indicated

01 = White Alpin, R1 = White Alpin CeramicPlus, T1 = White Alpin AntiBac, T2 = White Alpin AntiBac CeramicPlus, P1 = Blue AntiBac

O.NOVO VITA

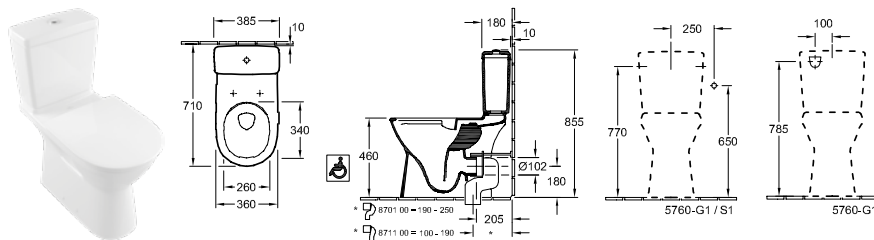
€ excl. VAT

registered design

Please order tap fittings and soap dispenser separately

WASHDOWN TOILET FOR CLOSE-COUPLED TOILET-SUITE, RIMLESS VITA

DirectFlush



Article number	Description	01	plus R1	T1, P1*	plus T2		pcs/ pal.	kg/ pc.
4620 R0 XX	360 x 710 mm	253,-	338,-	314,-	399,-	-	6	28,7
floor-standing, horizontal outlet, with fastening set for concealed fastening, seat height: 460 mm								
5760 21 XX	CISTERN fastening set included, water inlet from the sides, reversible, flushing mechanism with DualFlush water-saving button, chrome	191,-	-	-	-	-	32	12,77
5760 S1 XX	CISTERN fastening set included, water inlet from the sides, reversible, flushing mechanism with DualFlush water-saving button, chrome	200,-	285,-	-	-	-	16	12,77
5760 G1 XX	CISTERN fastening set included, water inlet from the sides or rear, flushing mechanism with DualFlush water-saving button, chrome	191,-	276,-	-	-	-	16	12,77
9M72 61 XX	TOILET SEAT AND COVER VITA with special buffers to prevent slipping to the sides, with grip edge on the lid, with continuous hinge bolt, hinges in stainless steel	-	-	215,-	-	-	144	3,2
9M67 61 01	TOILET SEAT AND COVER VITA fastening from below, with special buffers to prevent slipping to the sides, with grip edge on the lid, hinges in stainless steel	136,-	-	-	-	-	72	3,1
9M67 S1 XX	TOILET SEAT AND COVER VITA fastening from above, with special buffers to prevent slipping to the sides, with grip edge on the lid, with QuickRelease and SoftClosing hinges, hinges in stainless steel	-	-	183,-	-	-	72	3,1
9M39 61 01	TOILET SEAT AND COVER hinges in stainless steel	78,-	-	-	-	-	108	2,09
9M97 61 XX	SEAT with special buffers to prevent slipping to the sides, with continuous hinge bolt, hinges in stainless steel	NEW	-	141,-	-	-	72	1,39
8701 00 00	VARIO DRAINBEND for vertical outlet 190 - 250 mm	?	-	-	-	113,-	100	0,74
8711 00 00	VARIO DRAINBEND for vertical outlet 100 - 190 mm	?	-	-	-	113,-		0,72

* P1 is only available for WC-Seat VITA

XX = Colour code to be indicated

01 = White Alpin, R1 = White Alpin CeramicPlus, T1 = White Alpin AntiBac, T2 = White Alpin AntiBac CeramicPlus, P1 = Blue AntiBac

STAND-ALONE WASHBASINS

Sanitaryware

- Premium segment
- selected washbasins also match the furniture collections Legato or Antheus
- Designed to match all mirror collections
- Designed to match all mirror cabinet collections

PRO.VILLEROY-BOCH.COM/TECHNICALDRAWINGS



STAND-ALONE
WASHBASINS

Ceramic colours



R1 = White Alpin
CeramicPlus



R2 = Star White
CeramicPlus



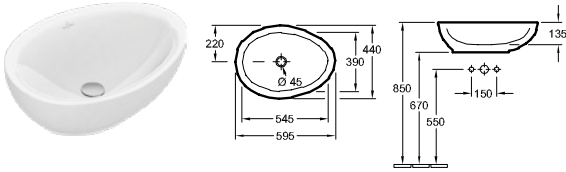
BCT8 = Coal
Black

STAND-ALONE WASHBASINS

€ excl. VAT

Please order tap fittings and soap dispenser separately

AVEO NEW GENERATION SURFACE-MOUNTED WASHBASIN



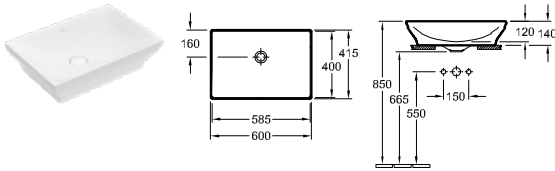
Article number	Description	plus R1	plus R2		pcs/ pal.	kg/ pc.
4132 60 XX	595 x 440 mm for wall-mounted washbasin mixers or tall pillar tap fittings, without tap hole area incl. extended ball rod for pop-up waste, incl. template, fastening set included	646,-	646,-	-	12	12,8
4132 61 XX	595 x 440 mm for wall-mounted washbasin mixers or tall pillar tap fittings, without tap hole area incl. template, fastening set included	646,-	646,-	-	12	12,8

matching furniture programme: Legato

For further information about matching valves, see pages 379-383

Please note: unclosable outlet valve must be used with models without overflow

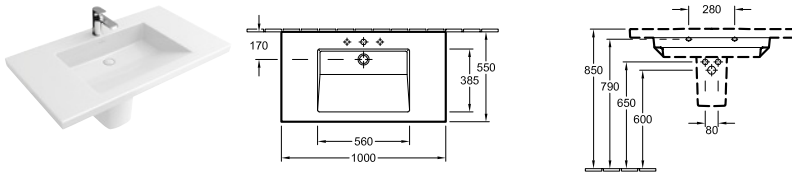
LA BELLE SURFACE-MOUNTED WASHBASIN



Article number	Description	plus R1	plus R2	BC	pcs/ pal.	kg/ pc.
4A01 60 XX	600 x 415 mm without tap hole area	801,-	801,-	944,-	10	15
4A01 61 XX	600 x 415 mm without tap hole area	801,-	801,-	944,-	10	15

incl. valve with ceramic valve cover. Can be closed using standard turn-knob outlet valve, matching furniture programme: Antheus

METRIC ART VANITY WASHBASIN



Article number	Description	plus R1		pcs/ pal.	kg/ pc.	
5195 11 XX	1000 x 550 mm	1.213,-	-	18	31	
5244 00 XX	TRAP COVER cannot be combined with 3-hole tap fittings, incl. fastening set "SmartFix"		301,-	-	40	5,59
9221 49 00	WASHBASIN INSTALLATION ELEMENT 525 x 1120 x 75 mm For further ViConnect models, see pages 367-378		-	175,-		8,05

XX = Colour code to be indicated

R1 = White Alpin CeramicPlus, R2 = Star White CeramicPlus, BCT8 = Coal Black

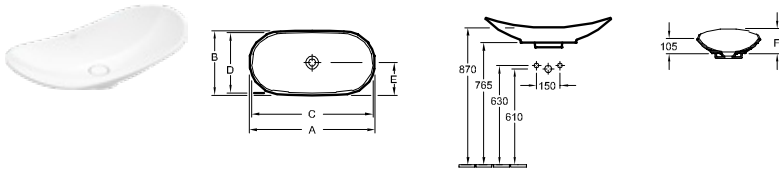
STAND-ALONE WASHBASINS

STAND-ALONE WASHBASINS

€ excl. VAT

Please order tap fittings and soap dispenser separately

MY NATURE SURFACE-MOUNTED WASHBASIN

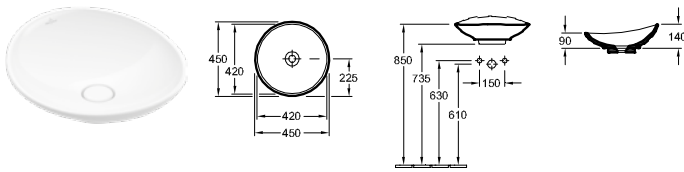


Article no.	A	B	C	D	E	F
411080XX	810	410	785	380	205	160
411060XX	610	360	575	330	180	150

Article number	Description	plus R1	pcs/ pal.	kg/ pc.
4110 80 XX	810 x 410 mm without tap hole area	777,-	-	15 11,4
4110 60 XX	610 x 360 mm without tap hole area	667,-	-	10 8,7

incl. unclosable valve with ceramic valve cover, fastening set included, matching furniture programme: Legato
Please note: unclosable outlet valve must be used with models without overflow

MY NATURE SURFACE-MOUNTED WASHBASIN



Article number	Description	plus R1	pcs/ pal.	kg/ pc.
4110 45 XX	450 mm Diameter without tap hole area	596,-	-	18 7,2

incl. unclosable valve with ceramic valve cover, fastening set included, matching furniture programme: Legato
Please note: unclosable outlet valve must be used with models without overflow

XX = Colour code to be indicated
R1 = White Alpin CeramicPlus, R2 = Star White CeramicPlus, BCT8 = Coal Black

SUBWAY 2.0

Sanitaryware and Bathroom Furniture

- Mainstream segment
- Matching furniture programme Subway 2.0
- Selected washbasins also match the furniture programme Legato
- Designed to match all mirror collections
- Designed to match all mirror cabinet collections

PRO.VILLEROY-BOCH.COM/TECHNICALDRAWINGS



SUBWAY 2.0

Ceramic colours



- 01 = White Alpin
- R1 = White Alpin CeramicPlus
- R2 = Star White CeramicPlus
- R3 = Pergamon CeramicPlus
- T1 = White Alpin AntiBac
- T2 = White Alpin AntiBac CeramicPlus

Front- / Body colours



- DH = Glossy White
- FP = Glossy Grey
- MS = White Matt
- PD = Black Matt Lacquer
- VG = Truffle Grey
- VK = Soft Grey
- E1 = Santana Oak
- E8 = White Wood
- FQ = Oak Graphite
- PN = Elm Impresso
- VH = Arizona Oak
- VJ = Nordic Oak

Top colours



- R = Glass Silver Grey
- S = Glass White

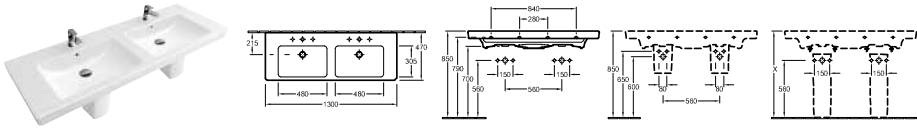
SUBWAY 2.0

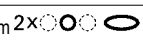



€ excl. VAT

registered design

Please order tap fittings and soap dispenser separately

DOUBLE VANITY WASHBASIN




Article number	Description		01	plus R1	T1	plus T2	plus R2, R3		pcs/ pal.	kg/ pc.
7175 D0 XX	1300 x 470 mm 2x 		1.050,-	1.135,-	-	-	1.345,-	-	6	40,3
7175 D1 XX	1300 x 470 mm 2x 		1.050,-	1.135,-	-	-	1.345,-	-	6	40,3

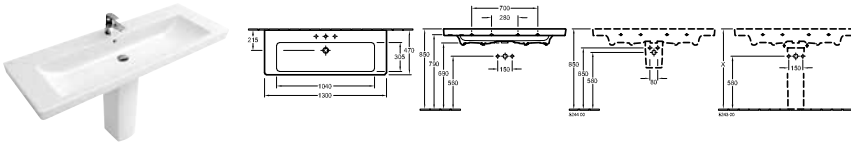
wall fastening, matching furniture programme: Subway 2.0





For further information about matching valves and CAP, see pages 379-383

Please note: unclosable outlet valve must be used with models without overflow

5243 00 XX	PEDESTAL		309,-	394,-	-	-	456,-	-	30	10,9
5244 00 XX	TRAP COVER cannot be combined with 3-hole tap fittings, incl. fastening set "SmartFix"		216,-	301,-	-	-	344,-	-	40	5,59
9221 49 00	WASHBASIN INSTALLATION ELEMENT 525 x 1120 x 75 mm For further ViConnect models, see pages 367-378		-	-	-	-	-	175,-		8,05

VANITY WASHBASIN



Article number	Description		01	plus R1	T1	plus T2	plus R2, R3		pcs/ pal.	kg/ pc.
7176 D0 XX	1300 x 470 mm 		938,-	1.023,-	-	-	1.211,-	-	6	39,2
7176 D1 XX	1300 x 470 mm 		938,-	1.023,-	-	-	1.211,-	-	6	39,2

wall fastening, matching furniture programme: Subway 2.0

For further information about matching valves and CAP, see pages 379-383

Please note: unclosable outlet valve must be used with models without overflow

5243 00 XX	PEDESTAL		309,-	394,-	-	-	456,-	-	30	10,9
5244 00 XX	TRAP COVER cannot be combined with 3-hole tap fittings, incl. fastening set "SmartFix"		216,-	301,-	-	-	344,-	-	40	5,59
9221 49 00	WASHBASIN INSTALLATION ELEMENT 525 x 1120 x 75 mm For further ViConnect models, see pages 367-378		-	-	-	-	-	175,-		8,05

XX = Colour code to be indicated

01 = White Alpin, R1 = White Alpin CeramicPlus, R2 = Star White CeramicPlus, R3 = Pergamon CeramicPlus, T1 = White Alpin AntiBac, T2 = White Alpin AntiBac CeramicPlus

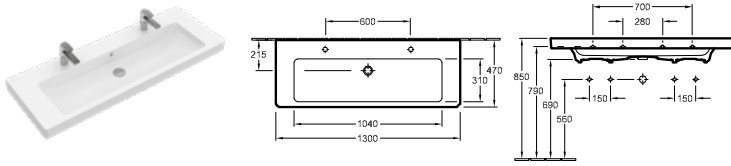
SUBWAY 2.0

€ excl. VAT

registered design

Please order tap fittings and soap dispenser separately

VANITY WASHBASIN



Article number	Description	01	plus R1	T1	plus T2	plus R2, R3		pcs/ pal.	kg/ pc.
7176 D2 XX	1300 x 470 mm 2xO with 2 single-lever mixers and turn-knob operation or in conjunction with toggle valve, as well as push-open valve, please do not exceed a flow rate of max. 7.5 l/min per tap fitting.	938,-	1.023,-	-	-	1.211,-	-	6	39,2
7176 D3 XX	1300 x 470 mm 2xO	938,-	1.023,-	-	-	1.211,-	-	6	39,2

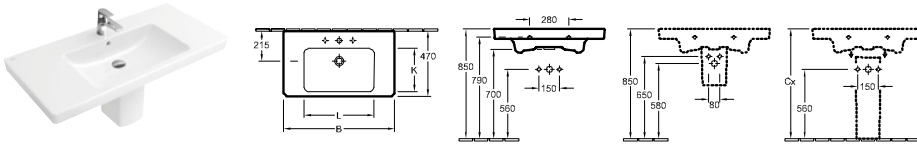
wall fastening, matching furniture programme: Subway 2.0

For further information about matching valves and CAP, see pages 379-383

Please note: unclosable outlet valve must be used with models without overflow

9221 49 00	WASHBASIN INSTALLATION ELEMENT 525 x 1120 x 75 mm For further ViConnect models, see pages 367-378						175,-		8,05
------------	--	--	--	--	--	--	-------	--	------

VANITY WASHBASIN



Article no.	B	K	L
7175A0XX	1000	305	550
7175A1XX	1000	305	550
717580XX	800	300	500
717581XX	800	300	500

Article number	Description	01	plus R1	T1	plus T2	plus R2, R3		pcs/ pal.	kg/ pc.
7175 A0 XX	1000 x 470 mm O O O	752,-	837,-	-	-	987,-	-	6	27,45
7175 A1 XX	1000 x 470 mm O O O	752,-	837,-	-	-	987,-	-	6	26,6
7175 80 XX	800 x 470 mm O O O	586,-	671,-	-	-	788,-	-	12	23,8
7175 81 XX	800 x 470 mm O O O	586,-	671,-	-	-	788,-	-	12	23,8

wall fastening, matching furniture programme: Subway 2.0

For further information about matching valves and CAP, see pages 379-383

Please note: unclosable outlet valve must be used with models without overflow

5243 00 XX	PEDESTAL	309,-	394,-	-	-	456,-	-	30	10,9
5244 00 XX	TRAP COVER cannot be combined with 3-hole tap fittings, incl. fastening set "SmartFix"	216,-	301,-	-	-	344,-	-	40	5,59
9221 49 00	WASHBASIN INSTALLATION ELEMENT 525 x 1120 x 75 mm For further ViConnect models, see pages 367-378						175,-		8,05

XX = Colour code to be indicated
 01 = White Alpin, R1 = White Alpin CeramicPlus, R2 = Star White CeramicPlus, R3 = Pergamon CeramicPlus, T1 = White Alpin AntiBac, T2 = White Alpin AntiBac CeramicPlus

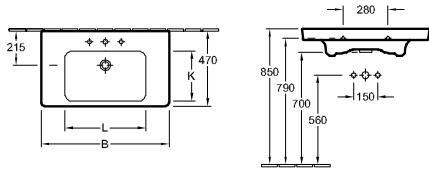
SUBWAY 2.0

€ excl. VAT

registered design

Please order tap fittings and soap dispenser separately

VANITY WASHBASIN



Article no.	B	K	L
71751GXX	1000	305	550
71758GXX	800	300	500

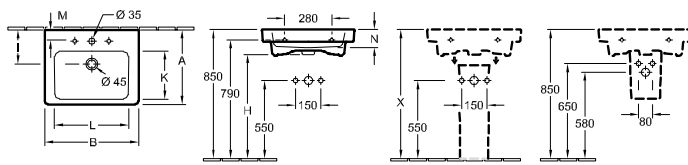
Article number	Description	01	plus R1	T1	plus T2	plus R2, R3	pcs/ pal.	kg/ pc.
7175 1G XX	1000 x 470 mm    	820,-	905,-	-	-	-	6	26.6
7175 8G XX	800 x 470 mm     matching furniture programme: Legato	654,-	739,-	-	-	-	12	23.8

ground underside, wall fastening, incl. template


































For further information about matching valves and CAP, see pages 379-383

9221 49 00	WASHBASIN INSTALLATION ELEMENT 525 x 1120 x 75 mm For further ViConnect models, see pages 367-378		-	-	-	-	175,-	8,05
------------	--	---	---	---	---	---	-------	------

WASHBASIN



Article no.	A	B	H	I	K	L	M	N
711365XX	470	650	700	215	300	500	60	105
711366XX	470	650	700	215	300	500	60	105
711367XX	470	650	700	215	300	500	60	105
711360XX	470	600	700	215	300	465	65	105
711361XX	470	600	700	215	300	465	65	105
711362XX	470	600	700	215	300	465	65	105
711355XX	440	550	705	200	280	430	70	100
711356XX	440	550	705	200	280	430	70	100
711357XX	440	550	705	200	280	430	70	100

Article number	Description	01	plus R1	T1	plus T2	plus R2, R3	pcs/ pal.	kg/ pc.
7113 65 XX	650 x 470 mm    	233,-	318,-	-	-	365,-	21	20.76
7113 66 XX	650 x 470 mm    	233,-	318,-	-	-	365,-	21	20.76
7113 67 XX	650 x 470 mm   	271,-	356,-	-	-	403,-	21	20.76
7113 60 XX	600 x 470 mm    	228,-	313,-	-	-	359,-	16	17.8
7113 61 XX	600 x 470 mm    	228,-	313,-	-	-	359,-	16	20.58
7113 62 XX	600 x 470 mm   	266,-	351,-	-	-	397,-	16	20.5
7113 55 XX	550 x 440 mm    	222,-	307,-	-	-	351,-	24	17.31
7113 56 XX	550 x 440 mm    	222,-	307,-	-	-	351,-	24	16.67
7113 57 XX	550 x 440 mm   	260,-	345,-	-	-	389,-	24	17.31

For further information about matching valves and CAP, see pages 379-383

Please note: unclosable outlet valve must be used with models without overflow

5243 00 XX	PEDESTAL	309,-	394,-	-	-	456,-	30	10.9
5244 00 XX	TRAP COVER cannot be combined with 3-hole tap fittings, incl. fastening set "SmartFix"		216,-	301,-	-	344,-	40	5.59
9221 49 00	WASHBASIN INSTALLATION ELEMENT 525 x 1120 x 75 mm For further ViConnect models, see pages 367-378		-	-	-	-	175,-	8,05

XX = Colour code to be indicated

01 = White Alpin, R1 = White Alpin CeramicPlus, R2 = Star White CeramicPlus, R3 = Pergamon CeramicPlus, T1 = White Alpin AntiBac, T2 = White Alpin AntiBac CeramicPlus

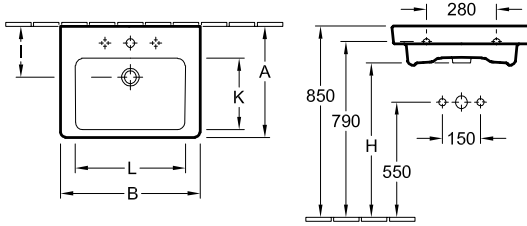
SUBWAY 2.0

€ excl. VAT

registered design

Please order tap fittings and soap dispenser separately

WASHBASIN



Article no.	A	B	H	I	K	L	M
7113FAXX	470	650	700	215	300	500	70
7113FBXX	470	650	700	215	300	500	70
7113FCXX	470	650	700	215	300	500	
7113F0XX	470	600	700	215	300	465	65
7113F1XX	470	600	700	215	300	465	65
7113F2XX	470	600	700	215	300	465	
7113F5XX	440	550	705	200	280	430	70
7113F6XX	440	550	705	200	280	430	70
7113F7XX	440	550	705	200	280	430	

Article number	Description	01	plus R1	T1	plus T2	plus R2, R3		pcs/ pal.	kg/ pc.
7113 FA XX	650 x 470 mm	264,-	349,-	-	-	396,-	-	15	20,76
7113 FB XX	650 x 470 mm	264,-	349,-	-	-	396,-	-	15	20,76
7113 FC XX	650 x 470 mm	302,-	387,-	-	-	434,-	-	15	20,76
7113 F0 XX	600 x 470 mm	259,-	344,-	-	-	390,-	-	15	20,5
7113 F1 XX	600 x 470 mm	259,-	344,-	-	-	390,-	-	15	20,5
7113 F2 XX	600 x 470 mm	297,-	382,-	-	-	428,-	-	15	18
7113 F5 XX	550 x 440 mm	253,-	338,-	-	-	382,-	-	21	17,31
7113 F6 XX	550 x 440 mm	253,-	338,-	-	-	382,-	-	24	17,31
7113 F7 XX	550 x 440 mm	291,-	376,-	-	-	420,-	-	24	17,31

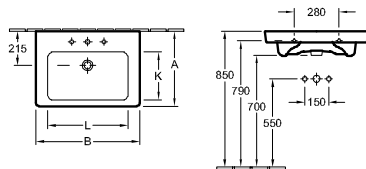
wall fastening, for installation with Subway 2.0 furniture, matching furniture programme: Subway 2.0

For further information about matching valves and CAP, see pages 379-383

Please note: unclosable outlet valve must be used with models without overflow

9221 49 00	WASHBASIN INSTALLATION ELEMENT 525 x 1120 x 75 mm For further ViConnect models, see pages 367-378		-	-	-	-	175,-		8,05
------------	--	--	---	---	---	---	-------	--	------

WASHBASIN



Article no.	A	B	K	L
7113KGXX	470	650	300	500
71136GXX	470	600	300	465
71136HXX	470	600	300	465
71136JXX	470	600	300	465

Article number	Description	01	plus R1	T1	plus T2	plus R2, R3		pcs/ pal.	kg/ pc.
7113 KG XX	650 x 470 mm	301,-	386,-	-	-	-	-	15	20,76
7113 6G XX	600 x 470 mm	296,-	381,-	-	-	-	-	15	20,5
7113 6H XX	600 x 470 mm	296,-	381,-	-	-	-	-	15	18
7113 6J XX	600 x 470 mm	334,-	419,-	-	-	-	-	15	18

ground underside, wall fastening, incl. template, matching furniture programme: Legato

For further information about matching valves and CAP, see pages 379-383

Please note: unclosable outlet valve must be used with models without overflow

9221 49 00	WASHBASIN INSTALLATION ELEMENT 525 x 1120 x 75 mm For further ViConnect models, see pages 367-378		-	-	-	-	175,-		8,05
------------	--	--	---	---	---	---	-------	--	------

XX = Colour code to be indicated

01 = White Alpin, R1 = White Alpin CeramicPlus, R2 = Star White CeramicPlus, R3 = Pergamon CeramicPlus, T1 = White Alpin AntiBac, T2 = White Alpin AntiBac CeramicPlus

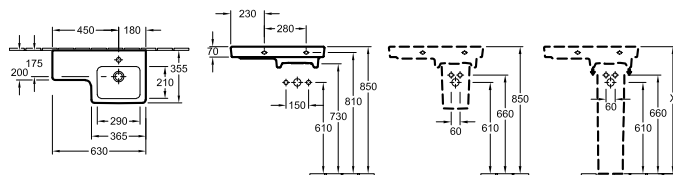
SUBWAY 2.0



€ excl. VAT

registered design

Please order tap fittings and soap dispenser separately

WASHBASIN



Article number	Description	01	plus R1	T1	plus T2	plus R2, R3		pcs/ pal.	kg/ pc.
4115 6R XX	630 x 355 mm  	328,-	413,-	-	-	479,-	-	30	11,7

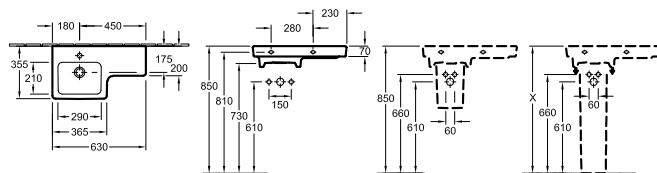
basin right, towel holder (not included in scope of delivery): front installation, matching furniture programme: Subway 2.0



For further information about matching valves, see pages 379-383

Please note: unclosable outlet valve must be used with models without overflow

5243 00 XX	PEDESTAL	309,-	394,-	-	-	456,-	-	30	10,9
5222 00 XX	TRAP COVER cannot be combined with 3-hole tap fittings, fastening set included	216,-	301,-	-	-	344,-	-	50	7,35
8089 23 D7	TOWEL RAIL (optional) 235 x 95 x 18 mm, stainless steel, fastening set included	-	-	-	-	-	162,-	200	0,77
9221 49 00	WASHBASIN INSTALLATION ELEMENT 525 x 1120 x 75 mm For further ViConnect models, see pages 367-378	-	-	-	-	-	175,-		8,05

WASHBASIN



Article number	Description	01	plus R1	T1	plus T2	plus R2, R3		pcs/ pal.	kg/ pc.
4115 6L XX	630 x 355 mm  	328,-	413,-	-	-	479,-	-	30	11,5

basin left, towel holder (not included in scope of delivery): front installation, matching furniture programme: Subway 2.0

For further information about matching valves, see pages 379-383

Please note: unclosable outlet valve must be used with models without overflow

5243 00 XX	PEDESTAL	309,-	394,-	-	-	456,-	-	30	10,9
5222 00 XX	TRAP COVER cannot be combined with 3-hole tap fittings, fastening set included	216,-	301,-	-	-	344,-	-	50	7,35
8089 23 D7	TOWEL RAIL (optional) 235 x 95 x 18 mm, stainless steel, fastening set included	-	-	-	-	-	162,-	200	0,77
9221 49 00	WASHBASIN INSTALLATION ELEMENT 525 x 1120 x 75 mm For further ViConnect models, see pages 367-378	-	-	-	-	-	175,-		8,05

XX = Colour code to be indicated

01 = White Alpin, R1 = White Alpin CeramicPlus, R2 = Star White CeramicPlus, R3 = Pergamon CeramicPlus, T1 = White Alpin AntiBac, T2 = White Alpin AntiBac CeramicPlus

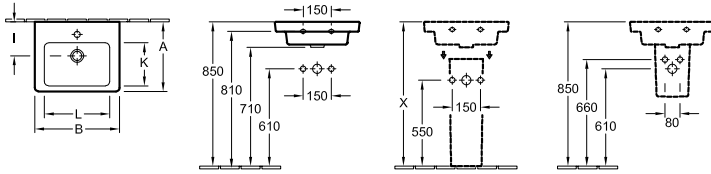
SUBWAY 2.0

€ excl. VAT





registered design

Please order tap fittings and soap dispenser separately

HANDWASHBASIN



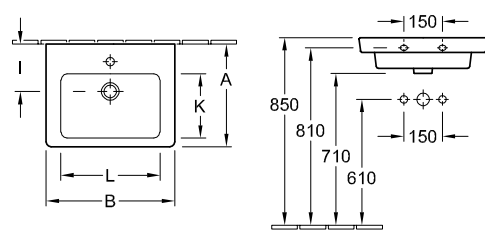
Article no.	A	B	I	K	L
731550XX	400	500	185	250	385
731545XX	370	450	180	230	350

Article number	Description	01	plus R1	T1	plus T2	plus R2, R3	pcs/ pal.	kg/ pc.
7315 50 XX	500 x 400 mm   <input type="button" value="+ Custom"/>	182,-	267,-	-	-	303,-	-	48 11,4
7315 45 XX	450 x 370 mm   <input type="button" value="+ Custom"/>	160,-	245,-	-	-	277,-	-	36 10,85





For further information about matching valves and CAP, see pages 379-383

5243 00 XX	PEDESTAL	309,-	394,-	-	-	456,-	-	30 10,9
5222 00 XX	TRAP COVER cannot be combined with 3-hole tap fittings, fastening set included	216,-	301,-	-	-	344,-	-	50 7,35
9221 49 00	WASHBASIN INSTALLATION ELEMENT 525 x 1120 x 75 mm For further ViConnect models, see pages 367-378 	-	-	-	-	-	175,-	8,05

HANDWASHBASIN



Article no.	A	B	I	K	L
7315F0XX	400	500	185	250	385
7315F5XX	370	450	180	230	350

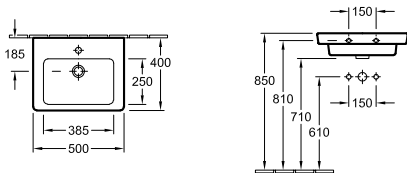
Article number	Description	01	plus R1	T1	plus T2	plus R2, R3	pcs/ pal.	kg/ pc.
7315 F0 XX	500 x 400 mm   <input type="button" value="+ Custom"/>	213,-	298,-	-	-	334,-	-	36 11,4
7315 F5 XX	450 x 370 mm   <input type="button" value="+ Custom"/>	191,-	276,-	-	-	308,-	-	36 10,85



wall fastening, for installation with Subway 2.0 furniture, matching furniture programme: Subway 2.0

For further information about matching valves and CAP, see pages 379-383

9221 49 00	WASHBASIN INSTALLATION ELEMENT 525 x 1120 x 75 mm For further ViConnect models, see pages 367-378 	-	-	-	-	-	175,-	8,05
------------	---	---	---	---	---	---	-------	------

HANDWASHBASIN



Article number	Description	01	plus R1	T1	plus T2	plus R2, R3	pcs/ pal.	kg/ pc.
7315 5G XX	500 x 400 mm   <input type="button" value="+ Custom"/>	250,-	335,-	-	-	-	-	18 11,4

ground underside, wall fastening, incl. template

For further information about matching valves and CAP, see pages 379-383

9221 49 00	WASHBASIN INSTALLATION ELEMENT 525 x 1120 x 75 mm For further ViConnect models, see pages 367-378 	-	-	-	-	-	175,-	8,05
------------	---	---	---	---	---	---	-------	------

XX = Colour code to be indicated
 01 = White Alpin, R1 = White Alpin CeramicPlus, R2 = Star White CeramicPlus, R3 = Pergamon CeramicPlus, T1 = White Alpin
 AntiBac, T2 = White Alpin AntiBac CeramicPlus

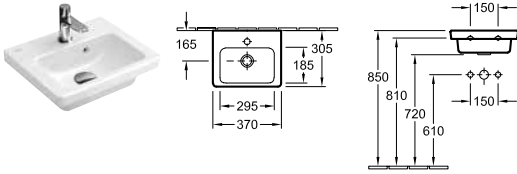
SUBWAY 2.0

€ excl. VAT

registered design

Please order tap fittings and soap dispenser separately

HANDWASHBASIN

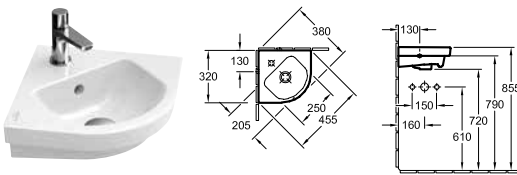




Article number	Description	01	plus R1	T1	plus T2	plus R2, R3	pcs/ pal.	kg/ pc.
7317 37 XX	370 x 305 mm  	153,-	238,-	-	-	269,-	56	8,07

For further information about matching valves, see pages 379-383

9221 49 00	WASHBASIN INSTALLATION ELEMENT 525 x 1120 x 75 mm For further ViConnect models, see pages 367-378	-	-	-	-	-	175,-	8,05
------------	--	---	---	---	---	---	-------	------

CORNER HANDWASHBASIN

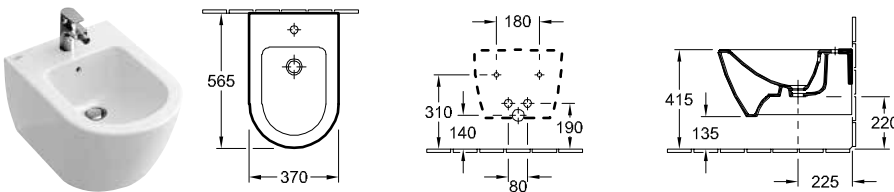




Article number	Description	01	plus R1	T1	plus T2	plus R2, R3	pcs/ pal.	kg/ pc.
7319 45 XX	320 mm side length  	228,-	313,-	-	-	359,-	85	6,88
7319 46 XX	320 mm side length  	228,-	313,-	-	-	359,-	-	6,88

For further information about matching valves, see pages 379-383

Please note: unclosable outlet valve must be used with models without overflow

BIDET



Article number	Description	01	plus R1	T1	plus T2	plus R2, R3	pcs/ pal.	kg/ pc.
5400 00 XX	370 x 565 mm  	471,-	556,-	-	-	650,-	16	22

wall-mounted, with fastening set for concealed fastening

For further information about matching valves, see pages 379-383

9953 00 00	FASTENING FRAME (optional)	-	-	-	-	-	180,-	2,93
9221 48 00	BIDET INSTALLATION SYSTEM 525 x 1120 x 100 mm For further ViConnect models, see pages 367-378	-	-	-	-	-	280,-	10,54

XX = Colour code to be indicated

01 = White Alpin, R1 = White Alpin CeramicPlus, R2 = Star White CeramicPlus, R3 = Pergamon CeramicPlus, T1 = White Alpin AntiBac, T2 = White Alpin AntiBac CeramicPlus

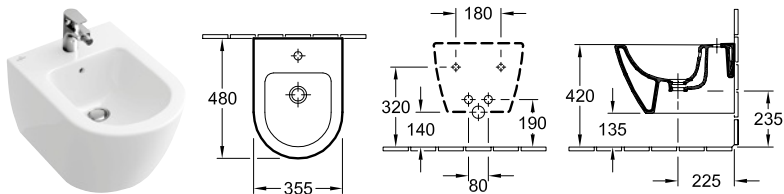
SUBWAY 2.0

€ excl. VAT

registered design

Please order tap fittings and soap dispenser separately

BIDET COMPACT



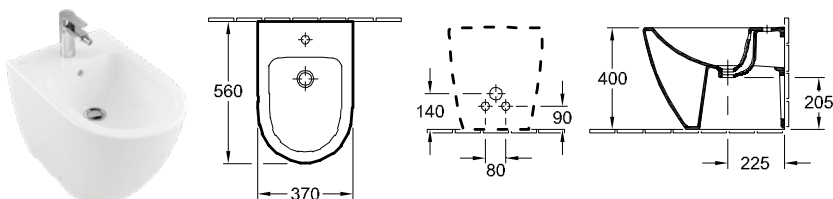
Article number	Description	01	plus R1	T1	plus T2	plus R2, R3			pcs/ pal.	kg/ pc.
5406 00 XX	355 x 480 mm ○ ○	495,-	580,-	-	-	678,-	-	-	16	17,1

wall-mounted, with fastening set for concealed fastening

For further information about matching valves, see pages 379-383

9953 00 00	FASTENING FRAME (optional)	-	-	-	-	-	-	180,-		2,93
9221 48 00	BIDET INSTALLATION SYSTEM 525 x 1120 x 100 mm For further ViConnect models, see pages 367-378	-	-	-	-	-	-	280,-	10	10,54

BIDET



Article number	Description	01	plus R1	T1	plus T2	plus R2, R3			pcs/ pal.	kg/ pc.
5401 00 XX	370 x 560 mm ○ ○ ○ ○	459,-	544,-	-	-	635,-	-	-	12	27

floor-standing, back to wall, with fastening set for concealed fastening

For further information about matching valves, see pages 379-383

9208 31 00	INSTALLATION KIT (optional) for installation close to the wall	-	-	-	-	-	-	76,-		0,31
9208 72 00	SIPHON (optional) with extension piece	-	-	-	-	-	-	57,-		0,35
9221 48 00	BIDET INSTALLATION SYSTEM 525 x 1120 x 100 mm For further ViConnect models, see pages 367-378	-	-	-	-	-	-	280,-	10	10,54

XX = Colour code to be indicated

01 = White Alpin, R1 = White Alpin CeramicPlus, R2 = Star White CeramicPlus, R3 = Pergamon CeramicPlus, T1 = White Alpin AntiBac, T2 = White Alpin AntiBac CeramicPlus

SUBWAY 2.0

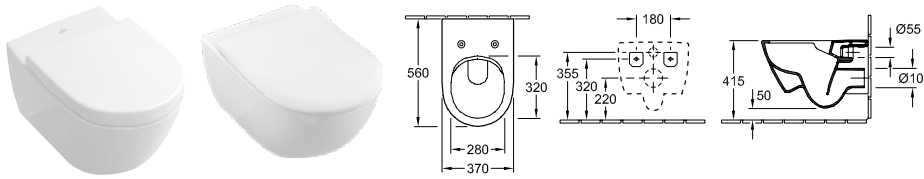
€ excl. VAT

registered design

Please order tap fittings and soap dispenser separately

WASHDOWN TOILET, RIMLESS

DirectFlush



Article number	Description	01	plus R1	T1	plus T2	plus R2, R3			pcs/ pal.	kg/ pc.
5614 R0 XX	370 x 560 mm	496,-	581,-	557,-	642,-	680,-	-	-	12	25,2

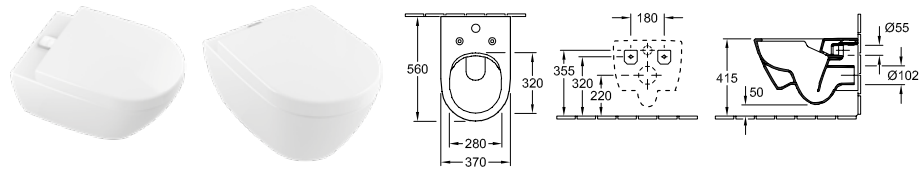
SupraFix 3.0, Direct Flush, AntiBac

wall-mounted, horizontal outlet, incl. fastening set "SupraFix 3.0", with water-saving AQUAREDUCT® system: flush volume 3 / 4,5 litres, not suitable for installation with flush valves

9M68 S1 XX	TOILET SEAT AND COVER with QuickRelease and SoftClosing hinges, hinges in stainless steel	209,-	-	-	-	229,-	-	-	90	3,65
9M78 S1 XX	TOILET SEAT AND COVER SLIMSEAT with QuickRelease and SoftClosing hinges, hinges in stainless steel	232,-	-	-	-	255,-	-	-	90	2,97
9M68 Q1 XX	TOILET SEAT AND COVER with QuickRelease hinges, hinges in stainless steel	180,-	-	-	-	198,-	-	-	90	3,65
9M74 61 01	SEAT hinges in stainless steel	137,-	-	-	-	-	-	-	90	1,35
9222 87 00	VIPROTECT SOUNDPROOFING SET (optional) incl. accessories	-	-	-	-	-	19,-	-	600	0,09
9224 61 00	TOILET INSTALLATION SYSTEM for dry-wall construction, standard height 525 x 1120 x 135 mm For further ViConnect models, see pages 367-378	-	-	-	-	-	320,-	-	10	14
9224 65 00	TOILET INSTALLATION SYSTEM for dry-wall construction, low 450 x 1120 x 165 mm For further ViConnect models, see pages 367-378	-	-	-	-	-	432,-	-	8	19,78

WASHDOWN TOILET, RIMLESS

DirectFlush, ViFresh



Article number	Description	01	plus R1	T1	plus T2	plus R2, R3			pcs/ pal.	kg/ pc.
5614 A1 XX	370 x 560 mm	581,-	666,-	642,-	727,-	-	-	-	12	25,2

SupraFix 3.0, Direct Flush, ViFresh, AntiBac

wall-mounted, horizontal outlet, incl. ViFresh Technology, comprises 2 holders (1x for rim-block, 1x for gel cleaner) and 2 screw-on lids (1x white, 1x chrome), incl. fastening set "SupraFix 3.0", with water-saving AQUAREDUCT® system: flush volume 3 / 4,5 litres, not suitable for installation with flush valves

9M78 S1 XX	TOILET SEAT AND COVER SLIMSEAT with QuickRelease and SoftClosing hinges, hinges in stainless steel	232,-	-	-	-	255,-	-	-	90	2,97
9M68 Q1 XX	TOILET SEAT AND COVER with QuickRelease hinges, hinges in stainless steel	180,-	-	-	-	198,-	-	-	90	3,65
9M68 S1 XX	TOILET SEAT AND COVER with QuickRelease and SoftClosing hinges, hinges in stainless steel	209,-	-	-	-	229,-	-	-	90	3,65
9M74 61 01	SEAT hinges in stainless steel	137,-	-	-	-	-	-	-	90	1,35
9222 87 00	VIPROTECT SOUNDPROOFING SET (optional) incl. accessories	-	-	-	-	-	19,-	-	600	0,09
9224 61 00	TOILET INSTALLATION SYSTEM for dry-wall construction, standard height 525 x 1120 x 135 mm For further ViConnect models, see pages 367-378	-	-	-	-	-	320,-	-	10	14

XX = Colour code to be indicated

01 = White Alpin, R1 = White Alpin CeramicPlus, R2 = Star White CeramicPlus, R3 = Pergamon CeramicPlus, T1 = White Alpin AntiBac, T2 = White Alpin AntiBac CeramicPlus

SUBWAY 2.0

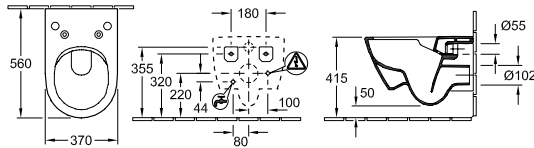
€ excl. VAT




registered design

Please order tap fittings and soap dispenser separately




WASHDOWN TOILET, RIMLESS

ViClean-L, DirectFlush



Article number	Description	01	plus R1	T1	plus T2	plus R2, R3		pcs/ pal.	kg/ pc.
5614 R5 R1	370 x 560 mm   	-	652,-	-	-	-	-	12	25,8

wall-mounted, horizontal outlet, incl. fastening set "SupraFix 3.0", with water-saving AQUAREDUCT® system: flush volume 3 / 4,5 litres, not suitable for installation with flush valves, only for ViClean-L smart toilet seat

V02E L4 01	ELECTRONIC BIDET SEAT Please order compatible toilet separately. 392 x 537 x 141 mm, 220-240 V AC/50Hz, Power and water connection must be available, Use only in working pressure range between 0.11 Mpa (dynamic) and 0.68 Mpa (static), The water temperature must be between 0°C and 35°C., incl. remote control, fastening set included 	1.752,-	-	-	-	-	-	20	4,4
V990 00 00	WATER CONNECTION SET (APAC) (required accessory) for wall-mounted toilets, angle valve 1/2" x 1/2", water connection hose 1/2" x 1/2", 300 mm long	-	-	-	-	-	35,-		0,23
V990 19 00	WATER CONNECTION SET (required accessory) angle valve 1/2" x 3/8", water connection hose 1/2" x 3/8", 300 mm long	-	-	-	-	-	35,-		0,2
9222 87 00	VIPROTECT SOUNDPROOFING SET (optional) incl. accessories	-	-	-	-	-	19,-	600	0,09
9224 61 00	TOILET INSTALLATION SYSTEM for dry-wall construction standard height 525 x 1120 x 135 mm For further ViConnect models, see pages 367-378 	-	-	-	-	-	320,-	10	14
9224 65 00	TOILET INSTALLATION SYSTEM for dry-wall construction low 450 x 1120 x 165 mm For further ViConnect models, see pages 367-378 	-	-	-	-	-	432,-	8	19,78
9218 51 00	ROUGHING-IN SET for concealed water connection consisting of: mounting plate, conduit only for installation with ViConnect WC element and ViClean toilet seat	-	-	-	-	-	39,-		0,3
9219 80 00	CONNECTION SET for concealed water connection consisting of: T-piece, flexible hose 1300 mm with cap nut 1/2" x 1/2" only for installation with ViConnect WC element and ViClean-L toilet seat	-	-	-	-	-	107,-		0,5

XX = Colour code to be indicated

01 = White Alpin, R1 = White Alpin CeramicPlus, R2 = Star White CeramicPlus, R3 = Pergamon CeramicPlus, T1 = White Alpin AntiBac, T2 = White Alpin AntiBac CeramicPlus

SUBWAY 2.0

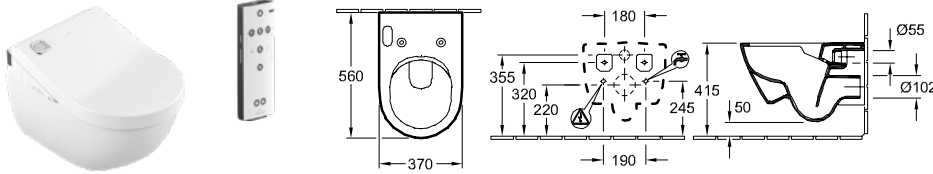
€ excl. VAT

registered design

Please order tap fittings and soap dispenser separately

WASHDOWN TOILET, RIMLESS

ViClean-U+, DirectFlush



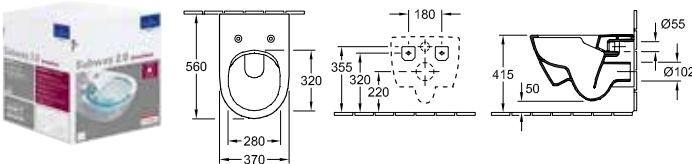
Article number	Description	01	plus R1	T1	plus T2	plus R2, R3	pcs/ pal.	kg/ pc.
5614 R4 R1	370 x 560 mm (Phase-out date 31.12.2020)	-	598,-	-	-	-	12	25,8

wall-mounted, horizontal outlet, incl. fastening set "SupraFix 3.0", with water-saving AQUAREDUCT® system: flush volume 3 / 4,5 litres, not suitable for installation with flush valves, only for ViClean-U+ electronic bidet seat

V01E U8 01	ELECTRONIC BIDET SEAT (Phase-out date 31.12.2020) Please order compatible toilet separately. concealed supply connections, 392 x 547 x 134 mm, 220-240 V AC/50Hz, 2 water connections are required (1 for the flush, 1 for the shower toilet), Power connection on left, water connection on right, incl. remote control, incl. water connection hose for corner valve 1/2" x 3/8", fastening set included	3.152,-	-	-	-	-	-	6
9222 87 00	VIPROTECT SOUNDPROOFING SET (optional) incl. accessories	-	-	-	-	-	19,-	600 0,09
9224 61 00	TOILET INSTALLATION SYSTEM for dry-wall construction standard height 525 x 1120 x 135 mm For further ViConnect models, see pages 367-378	-	-	-	-	-	320,-	10 14
9224 65 00	TOILET INSTALLATION SYSTEM for dry-wall construction low 450 x 1120 x 165 mm For further ViConnect models, see pages 367-378	-	-	-	-	-	432,-	8 19,78
9218 51 00	ROUGHING-IN SET for concealed water connection consisting of: mounting plate, conduit only for installation with ViConnect WC element and ViClean toilet seat	-	-	-	-	-	39,-	0,3
9221 15 00	CONCEALED CONNECTION SET for concealed water connection consisting of: T-piece, flexible hose 1300 mm with cap nut 1/2" x 3/8" only for installation with ViConnect WC element and ViClean-U+ toilet seat	-	-	-	-	-	107,-	0,5

COMBI-PACK

DirectFlush



Article number	Description	01	plus R1	T1	plus T2	plus R2, R3	pcs/ pal.	kg/ pc.
5614 R2 XX	individual packaging materials, wall-mounted, horizontal outlet composed of: Washdown WC DirectFlush 5614 R0 XX, SlimSeat with QuickRelease and SoftClosing hinges 9M87 S1 01	728,-	813,-	-	-	-	12	25,6

XX = Colour code to be indicated

01 = White Alpin, R1 = White Alpin CeramicPlus, R2 = Star White CeramicPlus, R3 = Pergamon CeramicPlus, T1 = White Alpin AntiBac, T2 = White Alpin AntiBac CeramicPlus

SUBWAY 2.0

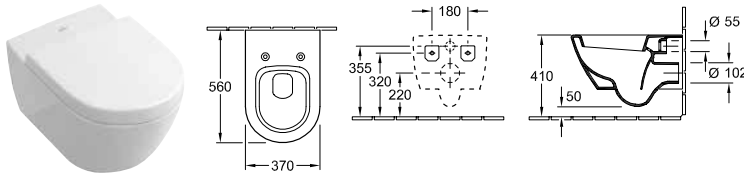
SUBWAY 2.0






€ excl. VAT

registered design

Please order tap fittings and soap dispenser separately

WASHDOWN TOILET



Article number	Description	01	plus R1	T1	plus T2	plus R2, R3		pcs/ pal.	kg/ pc.
5600 10 XX	370 x 560 mm  	415,-	500,-	-	-	582,-	-	12	25,95
wall-mounted, horizontal outlet, incl. fastening set "SupraFix 3.0", with water-saving AQUAREDUCT® system: flush volume 3 / 4,5 litres									
9M78 S1 XX	TOILET SEAT AND COVER SLIMSEAT with QuickRelease and SoftClosing hinges, hinges in stainless steel 	232,-	-	-	-	255,-	-	90	2,97
9M68 S1 XX	TOILET SEAT AND COVER with QuickRelease and SoftClosing hinges, hinges in stainless steel	209,-	-	-	-	229,-	-	90	3,65
9M68 Q1 XX	TOILET SEAT AND COVER with QuickRelease hinges, hinges in stainless steel	180,-	-	-	-	198,-	-	90	3,65
9M74 61 01	SEAT hinges in stainless steel	137,-	-	-	-	-	-	90	1,35
9222 87 00	VIPROTECT SOUNDPROOFING SET (optional) incl. accessories	-	-	-	-	-	19,-	600	0,09
9224 61 00	TOILET INSTALLATION SYSTEM for dry-wall construction, standard height 525 x 1120 x 135 mm For further ViConnect models, see pages 367-378 	-	-	-	-	-	320,-	10	14
9224 65 00	TOILET INSTALLATION SYSTEM for dry-wall construction, low 450 x 1120 x 165 mm For further ViConnect models, see pages 367-378 	-	-	-	-	-	432,-	8	19,78

XX = Colour code to be indicated

01 = White Alpin, R1 = White Alpin CeramicPlus, R2 = Star White CeramicPlus, R3 = Pergamon CeramicPlus, T1 = White Alpin AntiBac, T2 = White Alpin AntiBac CeramicPlus

SUBWAY 2.0

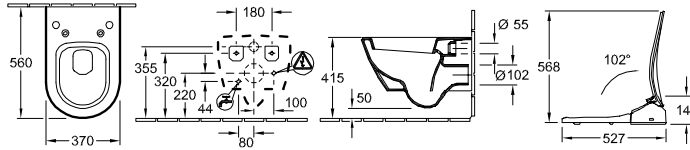
€ excl. VAT







registered design

Please order tap fittings and soap dispenser separately

WASHDOWN TOILET

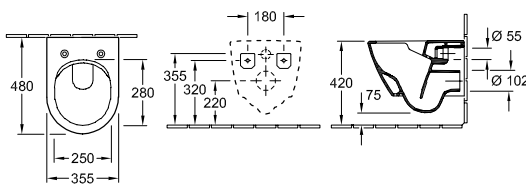
ViClean-L







Article number	Description	01	plus R1	T1	plus T2	plus R2, R3	pcs/ pal.	kg/ pc.
5600 50 R1	370 x 560 mm   	-	561,-	-	-	-	12	27
wall-mounted, horizontal outlet, incl. fastening set "SupraFix 3.0", with water-saving AQUAREDUCT® system: flush volume 3 / 4,5 litres, only for ViClean-L smart toilet seat								
V02E L4 01	ELECTRONIC BIDET SEAT Please order compatible toilet separately. 392 x 537 x 141 mm, 220-240 V AC/50Hz, Power and water connection must be available. Use only in working pressure range between 0.11 Mpa (dynamic) and 0.68 Mpa (static), The water temperature must be between 0°C and 35°C., incl. remote control, fastening set included 	1.752,-	-	-	-	-	20	4,4
V990 00 00	WATER CONNECTION SET (APAC) (required accessory) for wall-mounted toilets, angle valve 1/2" x 1/2", water connection hose 1/2" x 1/2", 300 mm long	-	-	-	-	35,-		0,23
V990 19 00	WATER CONNECTION SET (required accessory) angle valve 1/2" x 3/8", water connection hose 1/2" x 3/8", 300 mm long	-	-	-	-	35,-		0,2
9222 87 00	VIPROTECT SOUNDPROOFING SET (optional) incl. accessories	-	-	-	-	19,-	600	0,09
9224 61 00	TOILET INSTALLATION SYSTEM for dry-wall construction standard height 525 x 1120 x 135 mm For further ViConnect models, see pages 367-378 	-	-	-	-	320,-	10	14
9224 65 00	TOILET INSTALLATION SYSTEM for dry-wall construction low 450 x 1120 x 165 mm For further ViConnect models, see pages 367-378 	-	-	-	-	432,-	8	19,78
9218 51 00	ROUGHING-IN SET for concealed water connection consisting of: mounting plate, conduit only for installation with ViConnect WC element and ViClean toilet seat	-	-	-	-	39,-		0,3
9219 80 00	CONNECTION SET for concealed water connection consisting of: T-piece, flexible hose 1300 mm with cap nut 1/2" x 1/2" only for installation with ViConnect WC element and ViClean-L toilet seat	-	-	-	-	107,-		0,5

WASHDOWN TOILET COMPACT, RIMLESS

DirectFlush



Article number	Description	01	plus R1	T1	plus T2	plus R2, R3	pcs/ pal.	kg/ pc.
5606 R0 XX	355 x 480 mm   	523,-	608,-	-	-	713,-	12	21,9
wall-mounted, horizontal outlet, incl. fastening set "SupraFix compact", with water-saving AQUAREDUCT® system: flush volume 3 / 4,5 litres, not suitable for installation with flush valves								
9M69 S1 XX	TOILET SEAT AND COVER COMPACT with QuickRelease and SoftClosing hinges, hinges in stainless steel	232,-	-	-	-	255,-	90	2,88
9M69 Q1 XX	TOILET SEAT AND COVER COMPACT with QuickRelease hinges, hinges in stainless steel	196,-	-	-	-	216,-	90	2,88
9222 87 00	VIPROTECT SOUNDPROOFING SET (optional) incl. accessories	-	-	-	-	19,-	600	0,09
9224 61 00	TOILET INSTALLATION SYSTEM for dry-wall construction, standard height 525 x 1120 x 135 mm For further ViConnect models, see pages 367-378 	-	-	-	-	320,-	10	14

XX = Colour code to be indicated

01 = White Alpin, R1 = White Alpin CeramicPlus, R2 = Star White CeramicPlus, R3 = Pergamon CeramicPlus, T1 = White Alpin AntiBac, T2 = White Alpin AntiBac CeramicPlus

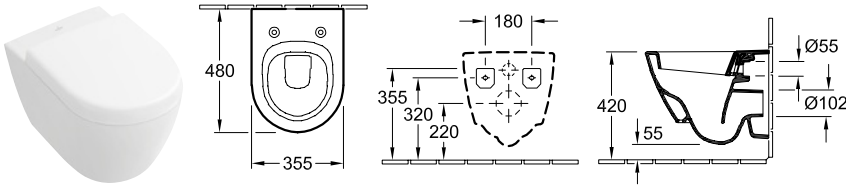
SUBWAY 2.0





€ excl. VAT

registered design

Please order tap fittings and soap dispenser separately

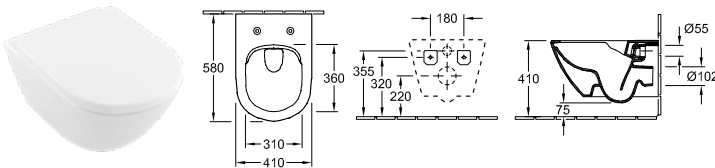
COMPACT WASHDOWN TOILET








Article number	Description	01	plus R1	T1	plus T2	plus R2, R3		pcs/ pal.	kg/ pc.
5606 10 XX	355 x 480 mm  	436,-	521,-	-	-	608,-	-	12	23,45
wall-mounted, horizontal outlet, incl. fastening set "SupraFix compact", with water-saving AQUAREDUCT® system: flush volume 3 / 4,5 litres									
9M69 S1 XX	TOILET SEAT AND COVER COMPACT with QuickRelease and SoftClosing hinges, hinges in stainless steel	232,-	-	-	-	255,-	-	90	2,88
9M69 Q1 XX	TOILET SEAT AND COVER COMPACT with QuickRelease hinges, hinges in stainless steel	196,-	-	-	-	216,-	-	90	2,88
9222 87 00	VIPROTECT SOUNDPROOFING SET (optional) incl. accessories	-	-	-	-	-	19,-	600	0,09
9224 61 00	TOILET INSTALLATION SYSTEM for dry-wall construction, standard height 525 x 1120 x 135 mm For further ViConnect models, see pages 367-378 	-	-	-	-	-	320,-	10	14
9224 65 00	TOILET INSTALLATION SYSTEM for dry-wall construction, low 450 x 1120 x 165 mm For further ViConnect models, see pages 367-378 	-	-	-	-	-	432,-	8	19,78

WASHDOWN TOILET COMFORT, RIMLESS

DirectFlush



Article number	Description	01	plus R1	T1	plus T2	plus R2, R3		pcs/ pal.	kg/ pc.
4609 R0 XX	410 x 580 mm   	539,-	624,-	-	-	-	-	12	27
wall-mounted, horizontal outlet, incl. fastening set "SupraFix compact", with water-saving AQUAREDUCT® system: flush volume 3 / 4,5 litres, not suitable for installation with flush valves									
9M86 S1 XX	TOILET SEAT AND COVER COMFORT with QuickRelease and SoftClosing hinges, hinges in stainless steel	220,-	-	-	-	-	-	60	3,5
8M34 S1 01	TOILET SEAT AND COVER COMFORT with QuickRelease and SoftClosing hinges, hinges in stainless steel	251,-	-	-	-	-	-		3,65
9222 87 00	VIPROTECT SOUNDPROOFING SET (optional) incl. accessories	-	-	-	-	-	19,-	600	0,09
9224 61 00	TOILET INSTALLATION SYSTEM for dry-wall construction, standard height 525 x 1120 x 135 mm For further ViConnect models, see pages 367-378 	-	-	-	-	-	320,-	10	14
9224 65 00	TOILET INSTALLATION SYSTEM for dry-wall construction, low 450 x 1120 x 165 mm For further ViConnect models, see pages 367-378 	-	-	-	-	-	432,-	8	19,78

XX = Colour code to be indicated

01 = White Alpin, R1 = White Alpin CeramicPlus, R2 = Star White CeramicPlus, R3 = Pergamon CeramicPlus, T1 = White Alpin AntiBac, T2 = White Alpin AntiBac CeramicPlus

SUBWAY 2.0

SUBWAY 2.0

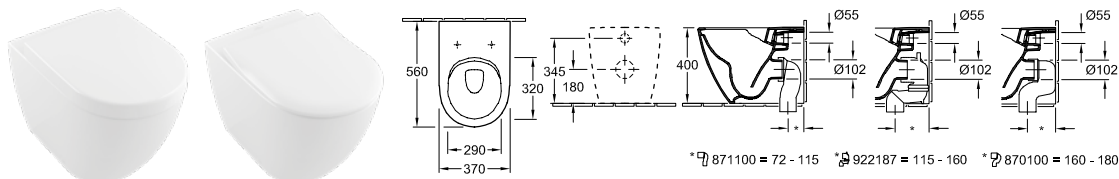
€ excl. VAT


registered design

Please order tap fittings and soap dispenser separately





WASHDOWN TOILET, RIMLESS

DirectFlush



Article number	Description	01	plus R1	T1	plus T2	plus R2, R3			pcs/ pal.	kg/ pc.
5602 R0 XX	370 x 560 mm 	514,-	599,-	-	-	650,-	-	-	8	29,1

floor-standing, back to wall, horizontal outlet, with fastening set for concealed fastening, with water-saving AQUAREDUCT® system: flush volume 3 / 4,5 litres, not suitable for installation with flush valves

9M78 S1 XX	TOILET SEAT AND COVER SLIMSEAT with QuickRelease and SoftClosing hinges, hinges in stainless steel 	232,-	-	-	-	255,-	-	-	90	2,97
9M68 S1 XX	TOILET SEAT AND COVER with QuickRelease and SoftClosing hinges, hinges in stainless steel	209,-	-	-	-	229,-	-	-	90	3,65
9M68 Q1 XX	TOILET SEAT AND COVER with QuickRelease hinges, hinges in stainless steel	180,-	-	-	-	198,-	-	-	90	3,65
9M74 61 01	SEAT hinges in stainless steel	137,-	-	-	-	-	-	-	90	1,35
8711 00 00	VARIO DRAINBEND for vertical outlet for installation close to the wall 72 - 115 mm 	-	-	-	-	-	113,-	-		0,72
9221 87 00	VARIO DRAINBEND for vertical outlet for installation close to the wall 115 - 160 mm 	-	-	-	-	-	136,-	-		2,1
8701 00 00	VARIO DRAINBEND for vertical outlet for installation close to the wall 160 - 180 mm 	-	-	-	-	-	113,-	-	100	0,74

XX = Colour code to be indicated

01 = White Alpin, R1 = White Alpin CeramicPlus, R2 = Star White CeramicPlus, R3 = Pergamon CeramicPlus, T1 = White Alpin AntiBac, T2 = White Alpin AntiBac CeramicPlus

SUBWAY 2.0

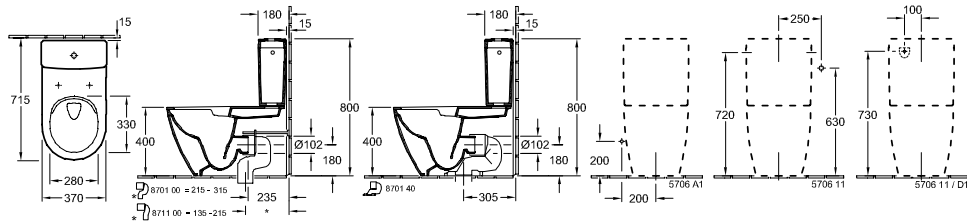
€ excl. VAT





registered design

Please order tap fittings and soap dispenser separately

WASHDOWN TOILET FOR CLOSE-COUPLED TOILET-SUITE, RIMLESS

DirectFlush



Article number	Description	01	plus R1	T1	plus T2			pcs/ pal.	kg/ pc.
5617 R0 XX	370 x 700 mm 	537,-	622,-	-	-	-	-	6	36,9
floor-standing, back to wall, horizontal outlet, with fastening set for concealed fastening, Recommendation: to be installed at a distance of 15 mm from the wall									
5706 11 XX	CISTERN water inlet from the sides or rear, flushing mechanism with DualFlush water-saving button, chrome	372,-	457,-	-	-	-	-	20	17,1
9M68 S1 XX	TOILET SEAT AND COVER with QuickRelease and SoftClosing hinges, hinges in stainless steel	209,-	-	-	-	-	-	90	3,65
9M68 Q1 XX	TOILET SEAT AND COVER with QuickRelease hinges, hinges in stainless steel	180,-	-	-	-	-	-	90	3,65
9M78 S1 XX	TOILET SEAT AND COVER SLIMSEAT with QuickRelease and SoftClosing hinges, hinges in stainless steel 	232,-	-	-	-	-	-	90	2,97
9M74 61 01	SEAT hinges in stainless steel	137,-	-	-	-	-	-	90	1,35
8701 00 00	VARIO DRAINBEND for vertical outlet 215 - 315 mm 	-	-	-	-	113,-	-	100	0,74
8711 00 00	VARIO DRAINBEND for vertical outlet 135 - 215 mm 	-	-	-	-	113,-	-		0,72


TOILET SEAT AND COVER



Article number	Description	01	R2, R3					pcs/ pal.	kg/ pc.
9M68 Q1 XX	with QuickRelease hinges, hinges in stainless steel	180,-	198,-	-	-	-	-	90	3,65
9M68 S1 XX	with QuickRelease and SoftClosing hinges, hinges in stainless steel	209,-	229,-	-	-	-	-	90	3,65

TOILET SEAT AND COVER SLIMSEAT



Article number	Description	01	R2, R3					pcs/ pal.	kg/ pc.
9M78 S1 XX	with QuickRelease and SoftClosing hinges, hinges in stainless steel 	232,-	255,-	-	-	-	-	90	2,97

XX = Colour code to be indicated

01 = White Alpin, R1 = White Alpin CeramicPlus, R2 = Star White CeramicPlus, R3 = Pergamon CeramicPlus, T1 = White Alpin AntiBac, T2 = White Alpin AntiBac CeramicPlus

SUBWAY 2.0

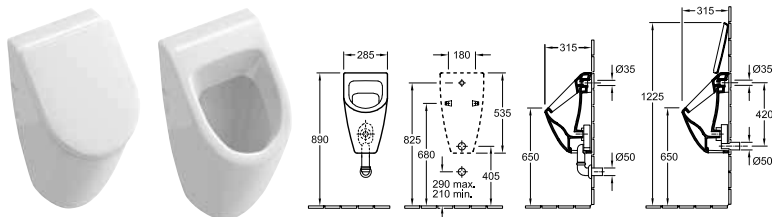
€ excl. VAT









registered design

Please order tap fittings and soap dispenser separately

SIPHONIC URINAL

We recommend the urinal from SUBWAY for use with SUBWAY 2.0



Article number	Description	01	plus R1	T1	plus T2	plus R2, R3		pcs/ pal.	kg/ pc.
7513 01 XX	285 x 535 x 315 mm for cover	497,-	582,-	-	-	681,-	-	15	16,82
7513 00 XX	285 x 535 x 315 mm without cover	483,-	568,-	-	-	665,-	-	15	16,82
7513 05 XX	285 x 535 x 315 mm with target without cover	533,-	618,-	-	-	715,-	-	15	16,82
with fastening set for concealed fastening, concealed water inlet, Outlet may be concealed depending on the type of extractor section									
9956 S1 XX	COVER with SoftClosing hinges, chrome hinges	220,-	-	-	-	242,-	-	90	2
9326 00 00	EXTRACTOR (optional) horizontal outlet, Flush volume: 1,0 l		-	-	-	-	79,-		0,16
9327 00 00	EXTRACTOR (optional) vertical outlet, Flush volume: 1,0 l		-	-	-	-	79,-		0,18
9319 00 00	CONNECTION PIECES (optional) comprising: collar, outlet elbow, drain pipe 150 mm long	-	-	-	-	-	126,-		0,23
9933 00 00	WATER-INLET CONNECTOR (optional)	-	-	-	-	-	52,-		0,2
9190 B1 00	PRODETECT 2 RADAR FLUSH CONTROL FOR URINALS (optional) electronic urinal flushing system, battery-operated (6 x 1.5 V AAA required), pipe thread inlet connector 1/2"		-	-	-	-	1.008,-		0,97
9190 N1 00	PRODETECT 2 RADAR FLUSH CONTROL FOR URINALS (optional) electronic urinal flushing system, mains-powered (110 - 240 V), Bluetooth-compatible thanks to optional adapter, pipe thread inlet connector 1/2"		-	-	-	-	977,-		1,01
9190 61 00	BLUETOOTH ADAPTER (optional) Bluetooth-adapter for 9190 N1 for wireless function change and maintenance, incl. free app for iOS and Android, suitable for smartphones and tablets		-	-	-	-	272,-		0,03
9190 57 00	ADAPTER FOR MAINS POWER SUPPLY CONNECTION (optional) Recommendation: to be installed with power supply unit 9190 N1 00		-	-	-	-	107,-		0,04
9221 85 00	URINAL INSTALLATION SYSTEM FOR PRODETECT 525 x 1120 x 80 mm For further ViConnect models, see pages 367-378		-	-	-	-	225,-		7,15
9219 89 00	URINAL INSTALLATION SYSTEM 525 x 1120 x 98 mm For further ViConnect models, see pages 367-378		-	-	-	-	309,-		8,05

XX = Colour code to be indicated

01 = White Alpin, R1 = White Alpin CeramicPlus, R2 = Star White CeramicPlus, R3 = Pergamon CeramicPlus, T1 = White Alpin AntiBac, T2 = White Alpin AntiBac CeramicPlus

SUBWAY 2.0

€ excl. VAT

registered design

Produced to order (Please note that it is not always possible to cancel or change orders!), The washbasins are to be ordered separately.



These products are always available from stock in the colours: **Glossy White (DH)**, **Glossy Grey (FP)**, **Oak Graphite (FQ)**

Front:

laminated MDF in DH, E1, E8, FP, FQ, PN (19 mm)
 painted MDF in PD (19 mm)
 direct-laminated chipboard in MS, VG, VH, VJ, VK (19 mm)
 horizontal grain in E1, E8, FQ, PN, VH, VJ
 matching interior colour for DH, FP
 interior colour to match décor for E8, FQ, MS, VG, VH, VJ, VK
 interior colour Anthracite for PD

Body:

laminated MDF in DH, FP (19 mm)
 painted MDF in PD (19 mm)
 direct-laminated chipboard in E1, E8, FQ, MS, PN, VG, VH, VJ, VK (19 mm)
 horizontal grain for vanity unit, sideboard in E1, E8, FQ, PN, VH, VJ
 vertical grain for side cabinet, tall cabinet in E1, E8, FQ, PN, VH, VJ
 matching interior colour for DH, FP

interior colour to match décor for E8, FQ, MS, VG, VH, VJ, VK
 interior colour Anthracite for PD

Top panel:

Optiwhite glass painted on rear in Glass Silver Grey (R) or Glass White (S) (10 mm)

Drawers:

SoftClosing feature

Doors:

SoftClosing feature

Handles:

handles integrated in the front, matt silver-coloured or glossy chrome-coloured

Interior compartments :

adjustable glass partitions (8 mm)
 accessory boxes made of grey translucent plastic

Shelves:

anodised aluminium

Please note:

For further information such as tap fitting positions, installation and fastening dimensions etc. please see the technical drawings.

	ACCESSORIES PACKAGE 2			
Equipped with	6x narrow glass drawer dividers 1x accessory box S 1x accessory box M 1x accessory box L			
	VANITY UNIT	VANITY UNIT	VANITY UNIT	VANITY UNIT
Article number	A692 Y0 XX	A699 Y0 XX	A917 Y0 XX	A691 Y0 XX
Dimensions (w x h x d)	1287 x 420 x 449 mm	1287 x 520 x 449 mm	1287 x 590 x 449 mm	1287 x 420 x 449 mm
For combination with	Subway 2.0 7175 D0/D1	Subway 2.0 7175 D0/D1	Subway 2.0 7175 D0/D1	Subway 2.0 7176 D0/D1/D2/D3
Equipped with	1x Accessories package 2 4x pull-out compartments	1x Accessories package 2 4x pull-out compartments	1x Accessories package 2 4x pull-out compartments	1x Accessories package 2 4x pull-out compartments
Installation	wall-mounted	wall-mounted	wall-mounted	wall-mounted
Scope of delivery	fastening set included	fastening set included	fastening set included	fastening set included
DH, E1, E8, FP, FQ, MS, PN, VG, VH, VJ, VK	1.717,-	1.769,-	1.769,-	1.717,-
PD	1.812,-	1.864,-	1.864,-	1.812,-

SUBWAY 2.0

XX = Insert front and body colour
 DH = Glossy White, FP = Glossy Grey, MS = White Matt, PD = Black Matt Lacquer, VG = Truffle Grey, VK = Soft Grey, E1 = Santana Oak, E8 = White Wood, FQ = Oak Graphite, PN = Elm Impreso, VH = Arizona Oak, VJ = Nordic Oak

Y = Handle code to be indicated
 0 = matt silver-coloured, 1 = glossy chrome-coloured

Z = Insert colour code for cover panels
 R = Glass Silver Grey, S = Glass White

SUBWAY 2.0

€ excl. VAT

registered design

Produced to order (Please note that it is not always possible to cancel or change orders!), The washbasins are to be ordered separately.

Express Delivery These products are always available from stock in the colours: **Glossy White (DH), Glossy Grey (FP), Oak Graphite (FQ)**

	VANITY UNIT	VANITY UNIT	VANITY UNIT	VANITY UNIT
Article number	A698 Y0 XX	A916 Y0 XX	A690 Y0 XX	A697 Y0 XX
Dimensions (w x h x d)	1287 x 520 x 449 mm	1287 x 590 x 449 mm	987 x 420 x 449 mm	987 x 520 x 449 mm
For combination with	Subway 2.0 7176 D0/D1/D2/D3	Subway 2.0 7176 D0/D1/D2/D3	Subway 2.0 7175 A0/A1	Subway 2.0 7175 A0/A1
Equipped with	1x Accessories package 2 4x pull-out compartments	1x Accessories package 2 4x pull-out compartments	1x Accessories package 2 2x pull-out compartments	1x Accessories package 2 2x pull-out compartments
Installation	wall-mounted	wall-mounted	wall-mounted	wall-mounted
Scope of delivery	fastening set included	fastening set included	fastening set included	fastening set included
DH, E1, E8, FP, FQ, MS, PN, VG, VH, VJ, VK	1.769,-	1.769,-	1.072,-	1.128,-
PD	1.864,-	1.864,-	1.130,-	1.189,-
	VANITY UNIT	VANITY UNIT	VANITY UNIT	VANITY UNIT
Article number	A915 Y0 XX	A689 Y0 XX	A696 Y0 XX	A914 Y0 XX
Dimensions (w x h x d)	987 x 590 x 449 mm	787 x 420 x 449 mm	787 x 520 x 449 mm	787 x 590 x 449 mm
For combination with	Subway 2.0 7175 A0/A1	Subway 2.0 7175 80/81	Subway 2.0 7175 80/81	Subway 2.0 7175 80/81
Equipped with	1x Accessories package 2 2x pull-out compartments	1x Accessories package 2 2x pull-out compartments	1x Accessories package 2 2x pull-out compartments	1x Accessories package 2 2x pull-out compartments
Installation	wall-mounted	wall-mounted	wall-mounted	wall-mounted
Scope of delivery	fastening set included	fastening set included	fastening set included	fastening set included
DH, E1, E8, FP, FQ, MS, PN, VG, VH, VJ, VK	1.128,-	978,-	1.024,-	1.024,-
PD	1.189,-	1.035,-	1.083,-	1.083,-
	VANITY UNIT	VANITY UNIT	VANITY UNIT	VANITY UNIT
Article number	A688 Y0 XX	A910 Y0 XX	A687 Y0 XX	A909 Y0 XX
Dimensions (w x h x d)	637 x 420 x 454 mm	637 x 590 x 454 mm	587 x 420 x 454 mm	587 x 590 x 454 mm
For combination with	Subway 2.0 7113 FA/FB/FC	Subway 2.0 7113 FA/FB/FC	Subway 2.0 7113 F0/F1/F2	Subway 2.0 7113 F0/F1/F2
Equipped with	1x accessory box L 1x pull-out compartment	1x accessory box L 2x pull-out compartments	1x accessory box L 1x pull-out compartment	1x accessory box L 2x pull-out compartments
Installation	wall-mounted	wall-mounted	wall-mounted	wall-mounted
Scope of delivery	fastening set included	fastening set included	fastening set included	fastening set included
DH, E1, E8, FP, FQ, MS, PN, VG, VH, VJ, VK	709,-	866,-	679,-	838,-
PD	745,-	902,-	716,-	875,-

SUBWAY 2.0

XX = Insert front and body colour
 DH = Glossy White, FP = Glossy Grey, MS = White Matt, PD = Black Matt Lacquer, VG = Truffle Grey, VK = Soft Grey, E1 = Santana Oak, E8 = White Wood, FQ = Oak Graphite, PN = Elm Impreso, VH = Arizona Oak, VJ = Nordic Oak

Y = Handle code to be indicated
 0 = matt silver-coloured, 1 = glossy chrome-coloured

Z = Insert colour code for cover panels
 R = Glass Silver Grey, S = Glass White

















SUBWAY 2.0

€ excl. VAT

registered design

Produced to order (Please note that it is not always possible to cancel or change orders!), The washbasins are to be ordered separately.

Express
DeliveryThese products are always available from stock in the colours: **Glossy White (DH)**, **Glossy Grey (FP)**, **Oak Graphite (FQ)**

	VANITY UNIT	VANITY UNIT	VANITY UNIT	VANITY UNIT
				
				
Article number	A686 Y0 XX	A908 Y0 XX	A685 Y0 XX	A907 Y0 XX
Dimensions (w x h x d)	537 x 420 x 423 mm	537 x 590 x 423 mm	485 x 420 x 379 mm	485 x 590 x 379 mm
For combination with	Subway 2.0 7113 F5/F6/F7	Subway 2.0 7113 F5/F6/F7	Subway 2.0 7315 F0	Subway 2.0 7315 F0
Equipped with	1x accessory box L 1x pull-out compartment	1x accessory box L 2x pull-out compartments	1x accessory box L 1x pull-out compartment	1x accessory box L 2x pull-out compartments
Installation	wall-mounted	wall-mounted	wall-mounted	wall-mounted
Scope of delivery	fastening set included	fastening set included	fastening set included	fastening set included
DH, E1, E8, FP, FQ, MS, PN, VG, VH, VJ, VK	659,-	802,-	640,-	798,-
PD	697,-	853,-	674,-	833,-
	VANITY UNIT	VANITY UNIT	VANITY UNIT	VANITY UNIT
				
				
Article number	A684 Y0 XX	A906 Y0 XX	A816 Y0 XX	A816 Y1 XX
Dimensions (w x h x d)	440 x 420 x 352 mm	440 x 590 x 351 mm	350 x 620 x 335 mm	350 x 620 x 335 mm
Hinges	-	-	hinges on left	hinges on right
For combination with	Subway 2.0 7315 F5	Subway 2.0 7315 F5	Subway 2.0 4115 6L	Subway 2.0 4115 6L
Equipped with	1x accessory box L 1x pull-out compartment	1x accessory box L 2x pull-out compartments	1x shelf 1x door	1x shelf 1x door
Installation	wall-mounted	wall-mounted	wall-mounted	wall-mounted
Scope of delivery	fastening set included	fastening set included	fastening set included	fastening set included
DH, E1, E8, FP, FQ, MS, PN, VG, VH, VJ, VK	627,-	749,-	610,-	610,-
PD	662,-	783,-	645,-	645,-

SUBWAY 2.0

XX = Insert front and body colour

DH = Glossy White, FP = Glossy Grey, MS = White Matt, PD = Black Matt Lacquer, VG = Truffle Grey, VK = Soft Grey, E1 = Santana Oak, E8 = White Wood, FQ = Oak Graphite, PN = Elm Impreso, VH = Arizona Oak, VJ = Nordic Oak

Y = Handle code to be indicated

0 = matt silver-coloured, 1 = glossy chrome-coloured

Z = Insert colour code for cover panels

R = Glass Silver Grey, S = Glass White















SUBWAY 2.0

€ excl. VAT

registered design

Produced to order (Please note that it is not always possible to cancel or change orders!), The washbasins are to be ordered separately.

Express
DeliveryThese products are always available from stock in the colours: **Glossy White (DH)**, **Glossy Grey (FP)**, **Oak Graphite (FQ)**

	VANITY UNIT	VANITY UNIT	VANITY UNIT	VANITY UNIT
				
				
Article number	A817 Y0 XX	A817 Y1 XX	A819 Y0 XX	A818 Y1 XX
Dimensions (w x h x d)	350 x 620 x 335 mm	350 x 620 x 335 mm	240 x 620 x 187 mm	240 x 620 x 187 mm
Hinges	hinges on left	hinges on right	hinges on left	hinges on right
For combination with	Subway 2.0 4115 6R	Subway 2.0 4115 6R	Subway 2.0 4115 6R	Subway 2.0 4115 6L
Equipped with	1x shelf 1x door	1x shelf 1x door	1x shelf 1x door	1x shelf 1x door
Installation	wall-mounted	wall-mounted	wall-mounted	wall-mounted
Scope of delivery	fastening set included	fastening set included	fastening set included	fastening set included
DH, E1, E8, FP, FQ, MS, PN, VG, VH, VJ, VK	610,-	610,-	535,-	535,-
PD	645,-	645,-	564,-	564,-
	TALL CABINET	TALL CABINET	TALL CABINET	TALL CABINET
				
				
Article number	A709 Y0 XX	A710 Y0 XX	A707 Y0 XX	A708 Y0 XX
Dimensions (w x h x d)	350 x 1650 x 370 mm	350 x 1650 x 370 mm	350 x 1650 x 370 mm	350 x 1650 x 370 mm
Hinges	hinges on left	hinges on right	hinges on left	hinges on right
Equipped with	2x doors 3x shelves	2x doors 3x shelves	2x doors 1x drawer 3x shelves	2x doors 1x drawer 3x shelves
Installation	wall-mounted	wall-mounted	wall-mounted	wall-mounted
Scope of delivery	fastening set included	fastening set included	fastening set included	fastening set included
DH, E1, E8, FP, FQ, MS, PN, VG, VH, VJ, VK	765,-	765,-	920,-	920,-
PD	809,-	809,-	971,-	971,-

SUBWAY 2.0

XX = Insert front and body colour

DH = Glossy White, FP = Glossy Grey, MS = White Matt, PD = Black Matt Lacquer, VG = Truffle Grey, VK = Soft Grey, E1 = Santana Oak, E8 = White Wood, FQ = Oak Graphite, PN = Elm Impressed, VH = Arizona Oak, VJ = Nordic Oak

Y = Handle code to be indicated

0 = matt silver-coloured, 1 = glossy chrome-coloured

Z = Insert colour code for cover panels

R = Glass Silver Grey, S = Glass White



SUBWAY 2.0

€ excl. VAT

registered design

Produced to order (Please note that it is not always possible to cancel or change orders!), The washbasins are to be ordered separately.

Express
DeliveryThese products are always available from stock in the colours: **Glossy White (DH)**, **Glossy Grey (FP)**, **Oak Graphite (FQ)**

	SIDE CABINET	SIDE CABINET	SIDE CABINET	SIDE CABINET
				
Article number	A714 YZ XX	A715 YZ XX	A712 YZ XX	A713 YZ XX
Dimensions (w x h x d)	356 x 857 x 370 mm	356 x 857 x 370 mm	356 x 857 x 370 mm	356 x 857 x 370 mm
Hinges	hinges on left	hinges on right	hinges on left	hinges on right
Equipped with	1x pull-out compartment 1x door 1x shelf	1x pull-out compartment 1x door 1x shelf	2x drawers 1x door 1x shelf	2x drawers 1x door 1x shelf
Installation	wall-mounted	wall-mounted	wall-mounted	wall-mounted
Scope of delivery	fastening set included	fastening set included	fastening set included	fastening set included
DH, E1, E8, FP, FQ, MS, PN, VG, VH, VJ, VK	663,-	663,-	816,-	816,-
PD	697,-	697,-	859,-	859,-

SHELF

Express
Delivery

Article number	A705 00 XX
Dimensions (w x h x d)	280 x 750 x 195 mm
Equipped with	3x shelf, anodised aluminium
Installation	wall-mounted
Scope of delivery	fastening set included
DH, E1, E8, FP, FQ, MS, PN, VG, VH, VJ, VK	537,-
PD	596,-

SIDEBOARD



Article number	A704 YZ XX
Dimensions (w x h x d)	758 x 399 x 235 mm
Equipped with	2x doors 1x shelf
Installation	wall-mounted
Scope of delivery	fastening set included
DH, E1, E8, FP, FQ, MS, PN, VG, VH, VJ, VK	783,-
PD	837,-

XX = Insert front and body colour

DH = Glossy White, FP = Glossy Grey, MS = White Matt, PD = Black Matt Lacquer, VG = Truffle Grey, VK = Soft Grey, E1 = Santana Oak, E8 = White Wood, FQ = Oak Graphite, PN = Elm Impresso, VH = Arizona Oak, VJ = Nordic Oak

Y = Handle code to be indicated

0 = matt silver-coloured, 1 = glossy chrome-coloured

Z = Insert colour code for cover panels

R = Glass Silver Grey, S = Glass White

SUBWAY

Sanitaryware

- Mainstream segment
- Match washbasins in the collection Subway 2.0

PRO.VILLEROY-BOCH.COM/TECHNICALDRAWINGS



Ceramic colours



01 = White Alpin



R1 = White Alpin
CeramicPlus



R2 = Star White
CeramicPlus



R3 = Pergamon
CeramicPlus

SUBWAY

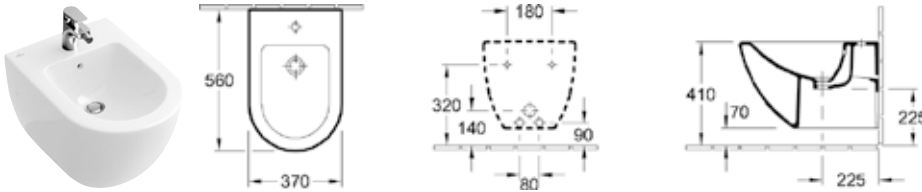
SUBWAY



€ excl. VAT

registered design

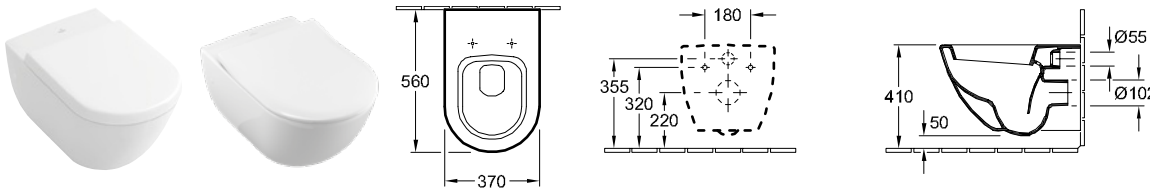
Please order tap fittings and soap dispenser separately





BIDET



Article number	Description	01	plus R1	plus R2, R3		pcs/ pal.	kg/ pc.
7400 00 XX	370 x 560 mm 	471,-	556,-	650,-	-	12	24,6
wall-mounted, with fastening set for concealed fastening							
9953 00 00	FASTENING FRAME (optional)	-	-	-	180,-		2,93
9221 48 00	BIDET INSTALLATION SYSTEM 525 x 1120 x 100 mm For further ViConnect models, see pages 367-378		-	-	280,-	10	10,54

WASHDOWN TOILET



Article number	Description	01	plus R1	plus R2, R3		pcs/ pal.	kg/ pc.	
6600 10 XX	370 x 560 mm	410,-	495,-	577,-	-	12	27,5	
wall-mounted, horizontal outlet, with fastening set for concealed fastening								
9M55 S1 XX	TOILET SEAT AND COVER with QuickRelease and SoftClosing hinges, hinges in stainless steel	268,-	-	295,-	-	90	3,59	
9M55 Q1 XX	TOILET SEAT AND COVER with QuickRelease hinges, hinges in stainless steel	212,-	-	233,-	-	90	3,65	
9M55 61 01	TOILET SEAT AND COVER hinges in stainless steel	184,-	-	-	-	90	2,57	
9M65 S1 XX	TOILET SEAT AND COVER SLIMSEAT with QuickRelease and SoftClosing hinges, hinges in stainless steel		194,-	-	214,-	-	90	2,97
9M65 61 01	TOILET SEAT AND COVER SLIMSEAT hinges in stainless steel		142,-	-	-	-	90	2,97
9M63 61 01	SEAT with continuous hinge bolt, hinges in stainless steel	141,-	-	-	-	90	1,68	
9222 87 00	VIPROTECT SOUNDPROOFING SET (optional) incl. accessories	-	-	-	19,-	600	0,09	
9224 61 00	TOILET INSTALLATION SYSTEM for dry-wall construction, standard height 525 x 1120 x 135 mm For further ViConnect models, see pages 367-378		-	-	-	320,-	10	14
9224 65 00	TOILET INSTALLATION SYSTEM for dry-wall construction, low 450 x 1120 x 165 mm For further ViConnect models, see pages 367-378		-	-	-	432,-	8	19,78

XX = Colour code to be indicated

01 = White Alpin, R1 = White Alpin CeramicPlus, R2 = Star White CeramicPlus, R3 = Pergamon CeramicPlus

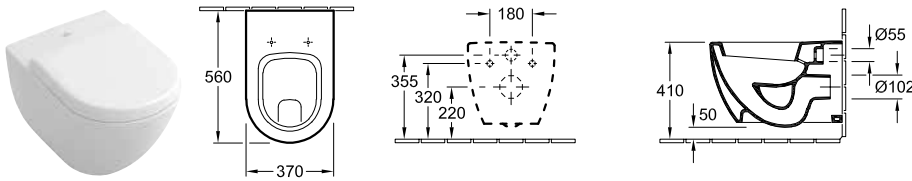
SUBWAY

€ excl. VAT

registered design

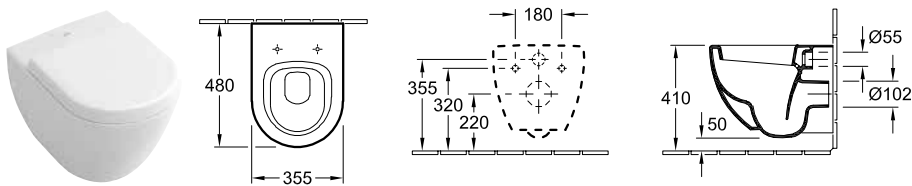
Please order tap fittings and soap dispenser separately

WASHOUT TOILET



Article number	Description	01	plus R1	plus R2, R3		pcs/ pal.	kg/ pc.
6603 10 XX	370 x 560 mm	483,-	568,-	665,-	-	12	29,3
wall-mounted, horizontal outlet, with fastening set for concealed fastening							
9M55 S1 XX	TOILET SEAT AND COVER with QuickRelease and SoftClosing hinges, hinges in stainless steel	268,-	-	295,-	-	90	3,59
9M55 Q1 XX	TOILET SEAT AND COVER with QuickRelease hinges, hinges in stainless steel	212,-	-	233,-	-	90	3,65
9M55 61 01	TOILET SEAT AND COVER hinges in stainless steel	184,-	-	-	-	90	2,57
9M65 S1 XX	TOILET SEAT AND COVER SLIMSEAT with QuickRelease and SoftClosing hinges, hinges in stainless steel	Slim Seat 194,-	-	214,-	-	90	2,97
9M65 61 01	TOILET SEAT AND COVER SLIMSEAT hinges in stainless steel	Slim Seat 142,-	-	-	-	90	2,97
9M63 61 01	SEAT with continuous hinge bolt, hinges in stainless steel	141,-	-	-	-	90	1,68
9222 87 00	VIPROTECT SOUNDPROOFING SET (optional) incl. accessories	-	-	-	19,-	600	0,09
9224 61 00	TOILET INSTALLATION SYSTEM for dry-wall construction, standard height 525 x 1120 x 135 mm For further ViConnect models, see pages 367-378	14	-	-	-	320,-	10

COMPACT WASHDOWN TOILET



Article number	Description	01	plus R1	plus R2, R3		pcs/ pal.	kg/ pc.
6604 10 XX	355 x 480 mm	436,-	521,-	608,-	-	12	25,11
wall-mounted, horizontal outlet, with fastening set for concealed fastening							
9M66 S1 XX	TOILET SEAT AND COVER COMPACT with QuickRelease and SoftClosing hinges, hinges in stainless steel	302,-	-	332,-	-	90	3,02
9M66 Q1 XX	TOILET SEAT AND COVER COMPACT with QuickRelease hinges, hinges in stainless steel	240,-	-	264,-	-	90	2,88
9M66 61 01	TOILET SEAT AND COVER COMPACT hinges in stainless steel	188,-	-	-	-	90	2,88
9222 87 00	VIPROTECT SOUNDPROOFING SET (optional) incl. accessories	-	-	-	19,-	600	0,09
9224 61 00	TOILET INSTALLATION SYSTEM for dry-wall construction, standard height 525 x 1120 x 135 mm For further ViConnect models, see pages 367-378	14	-	-	-	320,-	10
9224 65 00	TOILET INSTALLATION SYSTEM for dry-wall construction, low 450 x 1120 x 165 mm For further ViConnect models, see pages 367-378	8	-	-	-	432,-	19,78

XX = Colour code to be indicated

01 = White Alpin, R1 = White Alpin CeramicPlus, R2 = Star White CeramicPlus, R3 = Pergamon CeramicPlus

SUBWAY

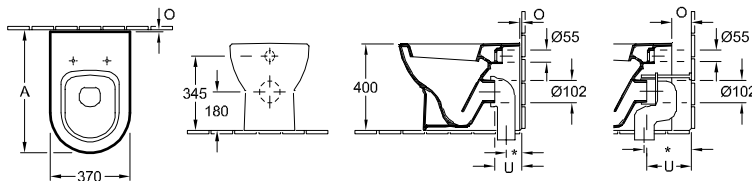
SUBWAY

€ excl. VAT

registered design

Please order tap fittings and soap dispenser separately

WASHDOWN TOILET



	A	O	U	*
90°	560	0	115	70
8701	560	0	115	160
8701	650	90	205	150 - 240
8711	650	90	205	70 - 150

Article number	Description	01	plus R1	plus R2, R3		pcs/ pal.	kg/ pc.
6607 10 XX	370 x 560 mm	514,-	599,-	702,-	-	16	28,85
floor-standing, back to wall, horizontal outlet, with fastening set for concealed fastening							
9M55 S1 XX	TOILET SEAT AND COVER with QuickRelease and SoftClosing hinges, hinges in stainless steel	268,-	-	295,-	-	90	3,59
9M55 Q1 XX	TOILET SEAT AND COVER with QuickRelease hinges, hinges in stainless steel	212,-	-	233,-	-	90	3,65
9M55 61 01	TOILET SEAT AND COVER hinges in stainless steel	184,-	-	-	-	90	2,57
9M65 S1 XX	TOILET SEAT AND COVER SLIMSEAT with QuickRelease and SoftClosing hinges, hinges in stainless steel	194,-	-	214,-	-	90	2,97
9M65 61 01	TOILET SEAT AND COVER SLIMSEAT hinges in stainless steel	142,-	-	-	-	90	2,97
9M63 61 01	SEAT with continuous hinge bolt, hinges in stainless steel	141,-	-	-	-	90	1,68
8701 00 00	VARIO DRAINBEND for vertical outlet for installation close to the wall 160 mm	?	-	-	113,-	100	0,74
8701 00 00	VARIO DRAINBEND for vertical outlet for installation from wall 90 mm 150 - 240 mm	?	-	-	113,-	100	0,74
8711 00 00	VARIO DRAINBEND for vertical outlet for installation from wall 90 mm 70 - 150 mm	?	-	-	113,-		0,72

XX = Colour code to be indicated

01 = White Alpin, R1 = White Alpin CeramicPlus, R2 = Star White CeramicPlus, R3 = Pergamon CeramicPlus

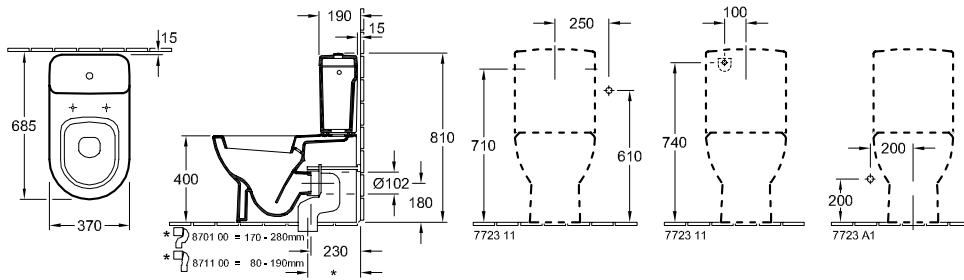
SUBWAY

€ excl. VAT

registered design

Please order tap fittings and soap dispenser separately

WASHDOWN TOILET FOR CLOSE-COUPLED TOILET-SUITE



Article number	Description	01	plus R1	plus R2, R3		pcs/ pal.	kg/ pc.
6610 10 XX	370 x 670 mm	537,-	622,-	729,-	-	6	36,5
floor-standing, back to wall, horizontal outlet, with fastening set for concealed fastening, Recommendation: to be installed at a distance of 15 mm from the wall							
7723 11 XX	CISTERN water inlet from the sides or rear, flushing mechanism with DualFlush water-saving button, chrome	372,-	457,-	498,-	-	32	15,42
9M55 S1 XX	TOILET SEAT AND COVER with QuickRelease and SoftClosing hinges, hinges in stainless steel	268,-	-	295,-	-	90	3,59
9M55 Q1 XX	TOILET SEAT AND COVER with QuickRelease hinges, hinges in stainless steel	212,-	-	233,-	-	90	3,65
9M55 61 01	TOILET SEAT AND COVER hinges in stainless steel	184,-	-	-	-	90	2,57
9M65 S1 XX	TOILET SEAT AND COVER SLIMSEAT with QuickRelease and SoftClosing hinges, hinges in stainless steel	194,-	-	214,-	-	90	2,97
9M65 61 01	TOILET SEAT AND COVER SLIMSEAT hinges in stainless steel	142,-	-	-	-	90	2,97
9M63 61 01	SEAT with continuous hinge bolt, hinges in stainless steel	141,-	-	-	-	90	1,68
8701 00 00	VARIO DRAINBEND for vertical outlet 180 - 280 mm	?	-	-	113,-	100	0,74
8711 00 00	VARIO DRAINBEND for vertical outlet 80 - 190 mm	?	-	-	113,-		0,72

XX = Colour code to be indicated

01 = White Alpin, R1 = White Alpin CeramicPlus, R2 = Star White CeramicPlus, R3 = Pergamon CeramicPlus

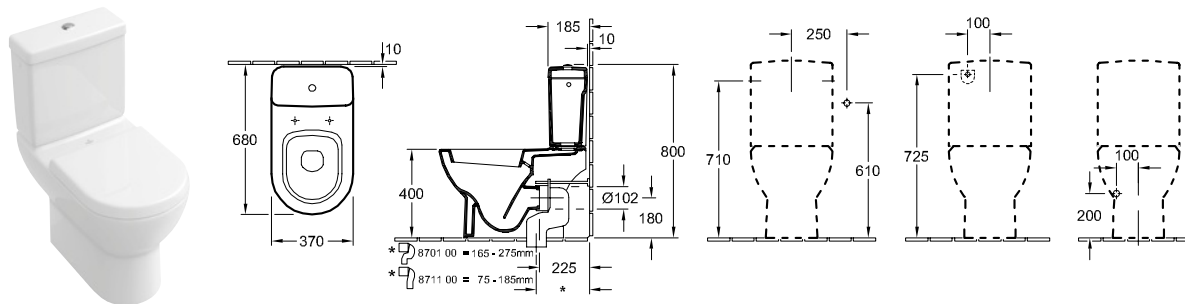
SUBWAY

€ excl. VAT

registered design

Please order tap fittings and soap dispenser separately

WASHDOWN TOILET FOR CLOSE-COUPLED TOILET-SUITE



Article number	Description	01	plus R1	plus R2, R3		pcs/ pal.	kg/ pc.
6609 10 XX	370 x 670 mm	730,-	815,-	961,-	-	12	33,1
floor-standing, horizontal outlet, with fastening set for concealed fastening							
7723 11 XX	CISTERN water inlet from the sides or rear, flushing mechanism with DualFlush water-saving button, chrome	372,-	457,-	498,-	-	32	15,42
9M55 S1 XX	TOILET SEAT AND COVER with QuickRelease and SoftClosing hinges, hinges in stainless steel	268,-	-	295,-	-	90	3,59
9M55 Q1 XX	TOILET SEAT AND COVER with QuickRelease hinges, hinges in stainless steel	212,-	-	233,-	-	90	3,65
9M55 61 01	TOILET SEAT AND COVER hinges in stainless steel	184,-	-	-	-	90	2,57
9M65 S1 XX	TOILET SEAT AND COVER SLIMSEAT with QuickRelease and SoftClosing hinges, hinges in stainless steel	194,-	-	214,-	-	90	2,97
9M65 61 01	TOILET SEAT AND COVER SLIMSEAT hinges in stainless steel	142,-	-	-	-	90	2,97
9M63 61 01	SEAT with continuous hinge bolt, hinges in stainless steel	141,-	-	-	-	90	1,68
8701 00 00	VARIO DRAINBEND for vertical outlet 165 - 275 mm	?	-	-	113,-	100	0,74
8711 00 00	VARIO DRAINBEND for vertical outlet 75 - 185 mm	?	-	-	113,-		0,72

TOILET SEAT AND COVER SLIMSEAT



Article number	Description	01	R2, R3			pcs/ pal.	kg/ pc.
9M65 S1 XX	with QuickRelease and SoftClosing hinges, hinges in stainless steel	194,-	214,-	-	-	90	2,97

TOILET SEAT AND COVER COMPACT



Article number	Description	01	R2, R3			pcs/ pal.	kg/ pc.
9M66 61 01	hinges in stainless steel	188,-	-	-	-	90	2,88

XX = Colour code to be indicated

01 = White Alpin, R1 = White Alpin CeramicPlus, R2 = Star White CeramicPlus, R3 = Pergamon CeramicPlus

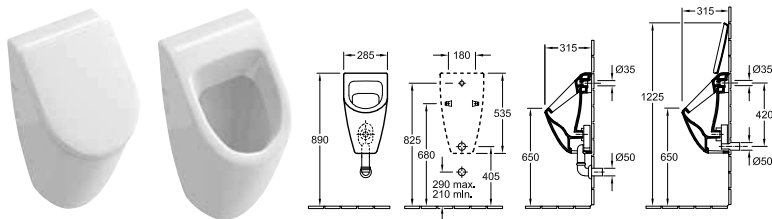
SUBWAY









€ excl. VAT

registered design

Please order tap fittings and soap dispenser separately

SIPHONIC URINAL



Article number	Description	01	plus R1	plus R2, R3		pcs/ pal.	kg/ pc.
7513 01 XX	285 x 535 x 315 mm for cover	497,-	582,-	681,-	-	15	16,82
7513 00 XX	285 x 535 x 315 mm without cover	483,-	568,-	665,-	-	15	16,82
7513 05 XX	285 x 535 x 315 mm with target without cover	533,-	618,-	715,-	-	15	16,82
with fastening set for concealed fastening, concealed water inlet, Outlet may be concealed depending on the type of extractor section							
9956 S1 XX	COVER with SoftClosing hinges, chrome hinges	220,-	-	242,-	-	90	2
9326 00 00	EXTRACTOR (optional) horizontal outlet, Flush volume: 1,0 l		-	-	79,-		0,16
9327 00 00	EXTRACTOR (optional) vertical outlet, Flush volume: 1,0 l		-	-	79,-		0,18
9319 00 00	CONNECTION PIECES (optional) comprising: collar, outlet elbow, drain pipe 150 mm long	-	-	-	126,-		0,23
9933 00 00	WATER-INLET CONNECTOR (optional)	-	-	-	52,-		0,2
9190 B1 00	PRODETECT 2 RADAR FLUSH CONTROL FOR URINALS (optional) electronic urinal flushing system, battery-operated (6 x 1.5 V AAA required), pipe thread inlet connector 1/2"		-	-	1.008,-		0,97
9190 N1 00	PRODETECT 2 RADAR FLUSH CONTROL FOR URINALS (optional) electronic urinal flushing system, mains-powered (110 - 240 V), Bluetooth-compatible thanks to optional adapter, pipe thread inlet connector 1/2"		-	-	977,-		1,01
9190 61 00	BLUETOOTH ADAPTER (optional) Bluetooth-adapter for 9190 N1 for wireless function change and maintenance, incl. free app for iOS and Android, suitable for smartphones and tablets		-	-	272,-		0,03
9190 57 00	ADAPTER FOR MAINS POWER SUPPLY CONNECTION (optional) Recommendation: to be installed with power supply unit 9190 N1 00		-	-	107,-		0,04
9221 85 00	URINAL INSTALLATION SYSTEM FOR PRODETECT 525 x 1120 x 80 mm For further ViConnect models, see pages 367-378		-	-	225,-		7,15
9219 89 00	URINAL INSTALLATION SYSTEM 525 x 1120 x 98 mm For further ViConnect models, see pages 367-378		-	-	309,-		8,05

XX = Colour code to be indicated

01 = White Alpin, R1 = White Alpin CeramicPlus, R2 = Star White CeramicPlus, R3 = Pergamon CeramicPlus

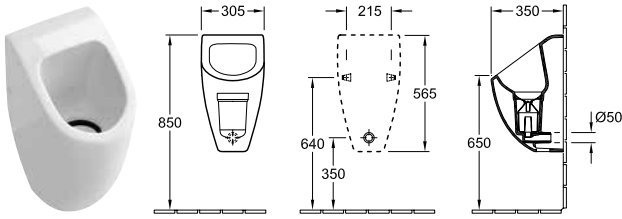
SUBWAY

€ excl. VAT

registered design

Please order tap fittings and soap dispenser separately

AQUAZERO URINAL



Article number	Description	01	plus R1	plus R2, R3		pcs/ pal.	kg/ pc.
7517 00 XX	305 x 565 x 350 mm	647,-	732,-	862,-	-	20	17,31
incl. 0-litre siphon and one replacement siphon, with fastening set for concealed fastening, without water inlet, concealed outlet							
9982 00 00	CONNECTION PIECES (optional)	-	-	-	31,-		0,08
9218 68 00	SIPHON (required accessory) 0 litre siphon	-	-	-	118,-		0,34
9221 85 00	URINAL INSTALLATION SYSTEM FOR PRODETECT 525 x 1120 x 80 mm For further ViConnect models, see pages 367-378	-	-	-	225,-		7,15
9219 89 00	URINAL INSTALLATION SYSTEM 525 x 1120 x 98 mm For further ViConnect models, see pages 367-378	-	-	-	309,-		8,05

TUBE

Sanitaryware

• Profi segment

PRO.VILLEROY-BOCH.COM/TECHNICALDRAWINGS



Ceramic colours



01 = White Alpin

TUBE

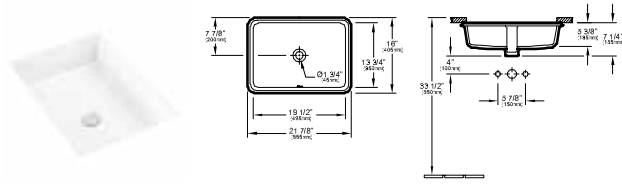
TUBE

€ excl. VAT

registered design

Please order tap fittings and soap dispenser separately

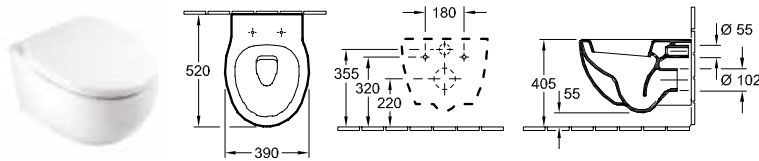
UNDERCOUNTER WASHBASIN



Article number	Description	01		pcs/ pal.	kg/ pc.
4152 50 01	495 x 350 mm without tap hole area 	213,-	-	32	12,26

For further information about matching valves, see pages 379-383

WASHDOWN TOILET

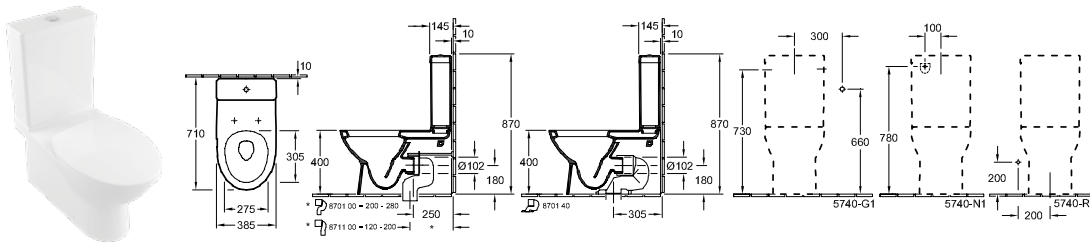


Article number	Description	01		pcs/ pal.	kg/ pc.
5635 10 01	390 x 520 mm	321,-	-	8	24,64

wall-mounted, horizontal outlet

9M21 C1 01	TOILET SEAT AND COVER with QuickRelease and SoftClosing hinges, hinges in stainless steel	162,-	-	80	2,6
------------	---	-------	---	----	-----

WASHDOWN TOILET FOR CLOSE-COUPLED TOILET-SUITE



Article number	Description	01		pcs/ pal.	kg/ pc.
5640 10 XX	385 x 710 mm	279,-	-	6	33

floor-standing, back to wall, horizontal outlet, with fastening set for concealed fastening, Recommendation: to be installed at a distance of 10 mm from the wall

5740 G1 XX	CISTERN water inlet from the sides, flushing mechanism with DualFlush water-saving button, chrome	190,-	-	48	12,84
5740 N1 XX	CISTERN rear water inlet, flushing mechanism with DualFlush water-saving button, chrome	190,-	-	48	15
5740 R1 XX	CISTERN bottom water inlet, flushing mechanism with DualFlush water-saving button, chrome	190,-	-	48	13,9
9M20 C1 01	TOILET SEAT AND COVER with QuickRelease and SoftClosing hinges, hinges in stainless steel	162,-	-	100	2,6
8701 00 00	VARIO DRAINBEND for vertical outlet 200 - 280 mm	-	113,-	100	0,74
8711 00 00	VARIO DRAINBEND for vertical outlet 120 - 200 mm	-	113,-		0,72

XX = Colour code to be indicated
01 = White Alpin

VENTICELLO

Sanitaryware and Bathroom Furniture

PRO.VILLEROY-BOCH.COM/TECHNICALDRAWINGS

- Mainstream segment
- Matching furniture programme Venticello
- Selected washbasins also match the furniture programme Legato
- Designed to match all mirror collections
- Designed to match all mirror cabinet collections



Ceramic colours



01 = White Alpin



R1 = White Alpin
CeramicPlus



RW = Stone
White
CeramicPlus

Front- / Body colours



DH = Glossy
White



FP = Glossy
Grey



MS = White Matt



PD = Black Matt
Lacquer



VG = Truffle
Grey



VK = Soft Grey



E1 = Santana
Oak



E8 = White
Wood



FQ = Oak
Graphite



PN = Elm
Impresso



VH = Arizona
Oak



VJ = Nordic Oak

Front colours



RA = Glass
Glossy Grey



RE = Glass
Glossy White

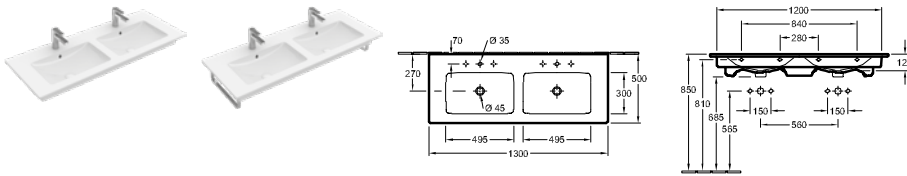
VENTICELLO













VENTICELLO

€ excl. VAT

Please order tap fittings and soap dispenser separately

DOUBLE VANITY WASHBASIN




Article number	Description	01	plus R1	plus RW		pcs/ pal.	kg/ pc.
4111 DL XX	1300 x 500 mm 2x    	1.127,-	1.212,-	1.437,-	-	6	38,2
4111 DG XX	1300 x 500 mm 2x    	1.127,-	1.212,-	1.437,-	-	6	38,2
4111 DJ XX	1300 x 500 mm     when using a wall-mounted tap fitting, we recommend a projection of at least 210 mm	1.165,-	1.250,-	1.475,-	-	6	38,2

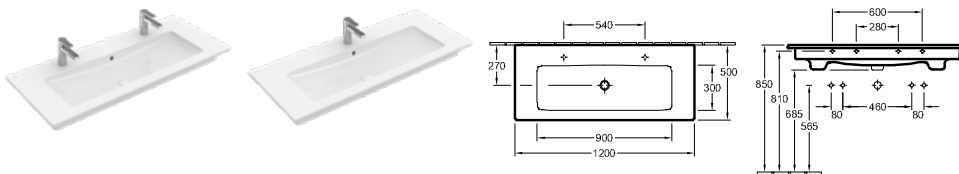
wall fastening, towel holder (not included in scope of delivery): side installation (mountable: 2 pc.), matching furniture programme: Venticello

















For further information about matching valves and CAP, see pages 379-383

Please note: unclosable outlet valve must be used with models without overflow

9296 40 D7	TOWEL RAIL (optional) stainless steel, fastening set included	-	-	-	210,-		0,84
9221 49 00	WASHBASIN INSTALLATION ELEMENT 525 x 1120 x 75 mm For further ViConnect models, see pages 367-378		-	-	-	175,-	8,05

VANITY WASHBASIN




Article number	Description	01	plus R1	plus RW		pcs/ pal.	kg/ pc.
4104 CK XX	1200 x 500 mm 2x   with 2 single-lever mixers and turn-knob operation or in conjunction with toggle valve, as well as push-open valve, please do not exceed a flow rate of max. 7.5 l/min per tap fitting.	1.008,-	1.093,-	1.295,-	-	6	32,5
4104 CG XX	1200 x 500 mm 2x  	1.008,-	1.093,-	1.295,-	-	6	32,5
4104 CL XX	1200 x 500 mm    	1.008,-	1.093,-	1.295,-	-	6	32,5
4104 CH XX	1200 x 500 mm    	1.008,-	1.093,-	1.295,-	-	6	32,5
4104 CJ XX	1200 x 500 mm     when using a wall-mounted tap fitting, we recommend a projection of at least 210 mm	1.046,-	1.131,-	1.333,-	-	6	32,5

wall fastening, towel holder (not included in scope of delivery): side installation (mountable: 2 pc.), matching furniture programme: Venticello

For further information about matching valves and CAP, see pages 379-383

Please note: unclosable outlet valve must be used with models without overflow

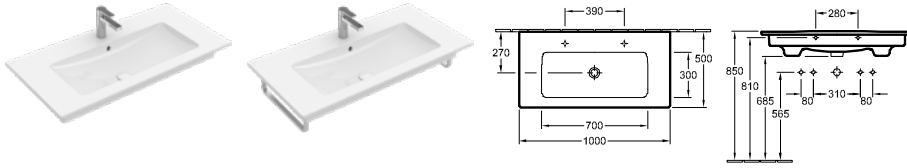
9296 40 D7	TOWEL RAIL (optional) stainless steel, fastening set included	-	-	-	210,-		0,84
9221 49 00	WASHBASIN INSTALLATION ELEMENT 525 x 1120 x 75 mm For further ViConnect models, see pages 367-378		-	-	-	175,-	8,05

VENTICELLO

€ excl. VAT

Please order tap fittings and soap dispenser separately

VANITY WASHBASIN



Article number	Description	01	plus R1	plus RW		pcs/ pal.	kg/ pc.
4104 AK XX	1000 x 500 mm 2xO with 2 single-lever mixers and turn-knob operation or in conjunction with toggle valve, as well as push-open valve, please do not exceed a flow rate of max. 7.5 l/min per tap fitting.	807,-	892,-	1.054,-	-	6	28,05
4104 AG XX	1000 x 500 mm 2xO	807,-	892,-	1.054,-	-	6	28,05
4104 AL XX	1000 x 500 mm O	807,-	892,-	1.054,-	-	6	28,05
4104 AH XX	1000 x 500 mm O	807,-	892,-	1.054,-	-	6	28,05
4104 AJ XX	1000 x 500 mm X when using a wall-mounted tap fitting, we recommend a projection of at least 210 mm	845,-	930,-	1.092,-	-	6	28,05

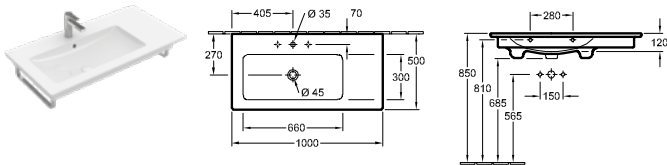
wall fastening, towel holder (not included in scope of delivery): side installation (mountable: 2 pc.), matching furniture programme: Venticello

For further information about matching valves and CAP, see pages 379-383

Please note: unclosable outlet valve must be used with models without overflow

9296 40 D7	TOWEL RAIL (optional) stainless steel, fastening set included	-	-	-	210,-		0,84
9221 49 00	WASHBASIN INSTALLATION ELEMENT 525 x 1120 x 75 mm For further ViConnect models, see pages 367-378	-	-	-	175,-		8,05

VANITY WASHBASIN



Article number	Description	01	plus R1	plus RW		pcs/ pal.	kg/ pc.
4134 L1 XX	1000 x 500 mm O	807,-	892,-	1.054,-	-	6	28,05
4134 L2 XX	1000 x 500 mm O	807,-	892,-	1.054,-	-	6	28,05
4134 L3 XX	1000 x 500 mm X when using a wall-mounted tap fitting, we recommend a projection of at least 210 mm	845,-	930,-	1.092,-	-	6	28,05

basin left, wall fastening, towel holder (not included in scope of delivery): side installation (mountable: 2 pc.), matching furniture programme: Venticello

For further information about matching valves and CAP, see pages 379-383

Please note: unclosable outlet valve must be used with models without overflow

9296 40 D7	TOWEL RAIL (optional) stainless steel, fastening set included	-	-	-	210,-		0,84
9221 49 00	WASHBASIN INSTALLATION ELEMENT 525 x 1120 x 75 mm For further ViConnect models, see pages 367-378	-	-	-	175,-		8,05

XX = Colour code to be indicated

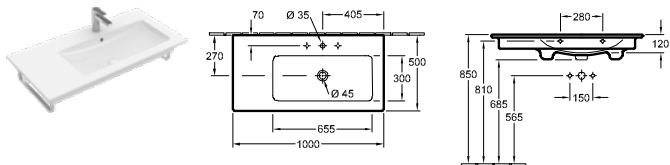
01 = White Alpin, R1 = White Alpin CeramicPlus, RW = Stone White CeramicPlus









VENTICELLO

€ excl. VAT

Please order tap fittings and soap dispenser separately

VANITY WASHBASIN




Article number	Description	01	plus R1	plus RW		pcs/ pal.	kg/ pc.
4134 R1 XX	1000 x 500 mm   	807,-	892,-	1.054,-	-	6	28,05
4134 R2 XX	1000 x 500 mm   	807,-	892,-	1.054,-	-	6	28,05
4134 R3 XX	1000 x 500 mm   when using a wall-mounted tap fitting, we recommend a projection of at least 210 mm	845,-	930,-	1.092,-	-	6	28,05

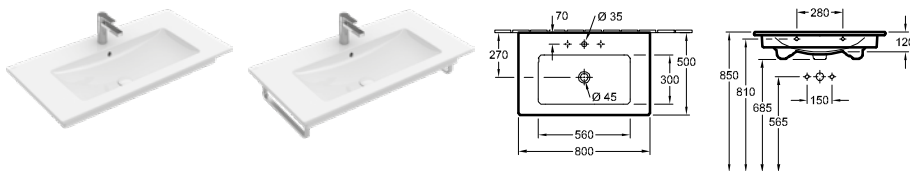
basin right, wall fastening, towel holder (not included in scope of delivery): side installation (mountable: 2 pc.), matching furniture programme: Venticello









For further information about matching valves and CAP, see pages 379-383

Please note: unclosable outlet valve must be used with models without overflow

9296 40 D7	TOWEL RAIL (optional) stainless steel, fastening set included	-	-	-	210,-		0,84
9221 49 00	WASHBASIN INSTALLATION ELEMENT 525 x 1120 x 75 mm For further ViConnect models, see pages 367-378		-	-	-	175,-	8,05

VANITY WASHBASIN




Article number	Description	01	plus R1	plus RW		pcs/ pal.	kg/ pc.
4104 8L XX	800 x 500 mm   	628,-	713,-	838,-	-	12	21,6
4104 8G XX	800 x 500 mm   	628,-	713,-	838,-	-	12	21,6
4104 8J XX	800 x 500 mm   when using a wall-mounted tap fitting, we recommend a projection of at least 210 mm	666,-	751,-	876,-	-	12	21,6

wall fastening, towel holder (not included in scope of delivery): side installation (mountable: 2 pc.), matching furniture programme: Venticello

For further information about matching valves and CAP, see pages 379-383

Please note: unclosable outlet valve must be used with models without overflow

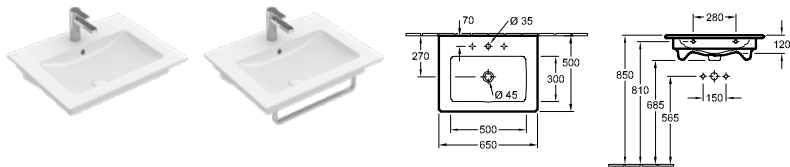
9296 40 D7	TOWEL RAIL (optional) stainless steel, fastening set included	-	-	-	210,-		0,84
9221 49 00	WASHBASIN INSTALLATION ELEMENT 525 x 1120 x 75 mm For further ViConnect models, see pages 367-378		-	-	-	175,-	8,05










VENTICELLO

€ excl. VAT

Please order tap fittings and soap dispenser separately

WASHBASIN




Article number	Description	01	plus R1	plus RW		pcs/ pal.	kg/ pc.
4124 65 XX	650 x 500 mm   	279,-	364,-	420,-	-	14	18,1
4124 66 XX	650 x 500 mm   	279,-	364,-	420,-	-	14	18,1
4124 67 XX	650 x 500 mm    when using a wall-mounted tap fitting, we recommend a projection of at least 210 mm	317,-	402,-	458,-	-	14	18,1

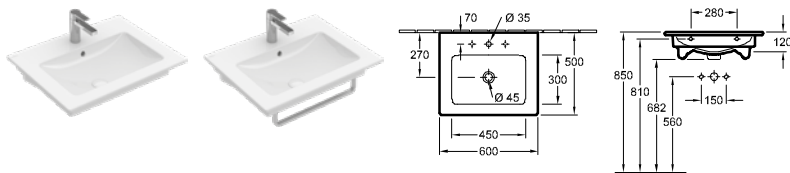
wall fastening, towel holder (not included in scope of delivery): front installation, matching furniture programme: Venticello










For further information about matching valves and CAP, see pages 379-383

Please note: unclosable outlet valve must be used with models without overflow

9296 45 D7	TOWEL RAIL (optional) stainless steel, fastening set included	-	-	-	215,-		0,92
9221 49 00	WASHBASIN INSTALLATION ELEMENT 525 x 1120 x 75 mm For further ViConnect models, see pages 367-378		-	-	-	175,-	8,05

WASHBASIN




Article number	Description	01	plus R1	plus RW		pcs/ pal.	kg/ pc.
4124 60 XX	600 x 500 mm   	276,-	361,-	416,-	-	16	17,4
4124 61 XX	600 x 500 mm   	276,-	361,-	416,-	-	16	17,4
4124 62 XX	600 x 500 mm    when using a wall-mounted tap fitting, we recommend a projection of at least 210 mm	314,-	399,-	454,-	-	16	17,4

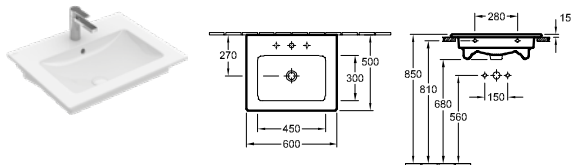
wall fastening, towel holder (not included in scope of delivery): front installation, matching furniture programme: Venticello




For further information about matching valves and CAP, see pages 379-383

Please note: unclosable outlet valve must be used with models without overflow

9296 45 D7	TOWEL RAIL (optional) stainless steel, fastening set included	-	-	-	215,-		0,92
9221 49 00	WASHBASIN INSTALLATION ELEMENT 525 x 1120 x 75 mm For further ViConnect models, see pages 367-378		-	-	-	175,-	8,05

WASHBASIN



Article number	Description	01	plus R1	plus RW		pcs/ pal.	kg/ pc.
4124 G6 XX	600 x 500 mm   	344,-	429,-	484,-	-	10	17,4

ground underside, wall fastening, incl. installation instructions

For further information about matching valves and CAP, see pages 379-383

9221 49 00	WASHBASIN INSTALLATION ELEMENT 525 x 1120 x 75 mm For further ViConnect models, see pages 367-378		-	-	-	175,-	8,05
------------	---	---	---	---	---	-------	------

XX = Colour code to be indicated

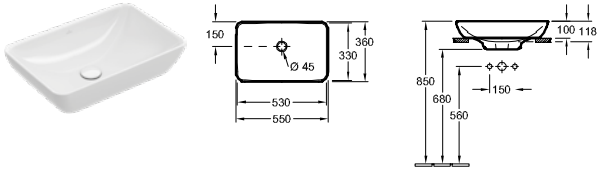
01 = White Alpin, R1 = White Alpin CeramicPlus, RW = Stone White CeramicPlus


VENTICELLO

€ excl. VAT

Please order tap fittings and soap dispenser separately

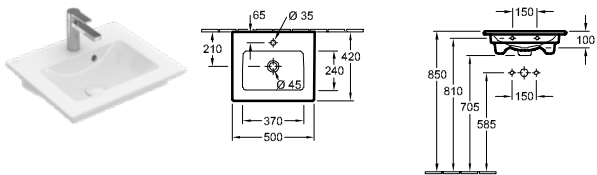
SEMI-RECESSED WASHBASIN





Article number	Description	01	plus R1	plus RW		pcs/ pal.	kg/ pc.
4113 55 XX	550 x 360 mm for wall-mounted washbasin mixers or tall pillar tap fittings, without tap hole area 	392,-	477,-	555,-	-	10	10,8

Recommendation: to be installed with a gap of at least 50 mm between the washbasin and the wall, incl. installation instructions, matching furniture programme: Venticello, Legato
For further information about matching valves and CAP, see pages 379-383

HANDWASHBASIN



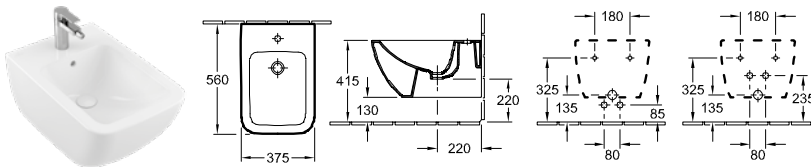
Article number	Description	01	plus R1	plus RW		pcs/ pal.	kg/ pc.
4124 50 XX	500 x 420 mm  	224,-	309,-	354,-	-	24	11,5



wall fastening, matching furniture programme: Venticello
For further information about matching valves and CAP, see pages 379-383

9221 49 00	WASHBASIN INSTALLATION ELEMENT 525 x 1120 x 75 mm 	-	-	-	175,-		8,05
------------	---	---	---	---	-------	--	------


For further ViConnect models, see pages 367-378

BIDET



Article number	Description	01	plus R1	plus RW		pcs/ pal.	kg/ pc.
4411 00 XX	375 x 560 mm  	478,-	563,-	659,-	-	12	23,8

wall-mounted, with fastening set for concealed fastening
For further information about matching valves, see pages 379-383

9953 00 00	FASTENING FRAME (optional)	-	-	-	180,-		2,93
9221 48 00	BIDET INSTALLATION SYSTEM 525 x 1120 x 100 mm 	-	-	-	280,-	10	10,54

For further ViConnect models, see pages 367-378

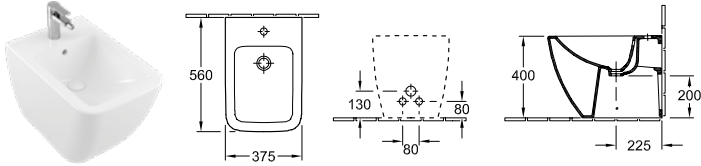
XX = Colour code to be indicated
01 = White Alpin, R1 = White Alpin CeramicPlus, RW = Stone White CeramicPlus


VENTICELLO

€ excl. VAT

Please order tap fittings and soap dispenser separately

BIDET



Article number	Description	01	plus R1	plus RW		pcs/ pal.	kg/ pc.
4412 00 XX	375 x 560 mm 	469,-	554,-	648,-	-	12	27,3

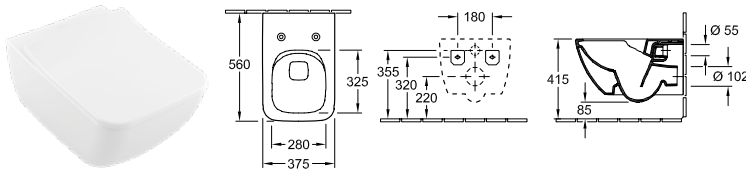
floor-standing, back to wall


For further information about matching valves, see pages 379-383

9208 31 00	INSTALLATION KIT (optional) for installation close to the wall	-	-	-	76,-		0,31
9208 72 00	SIPHON (optional) with extension piece	-	-	-	57,-		0,35
9221 48 00	BIDET INSTALLATION SYSTEM 525 x 1120 x 100 mm For further ViConnect models, see pages 367-378	-	-	-	280,-	10	10,54



WASHDOWN TOILET, RIMLESS

DirectFlush



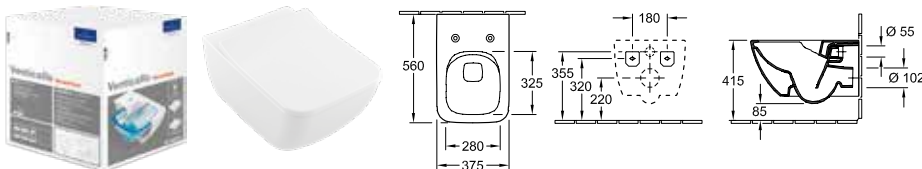
Article number	Description	01	plus R1	plus RW		pcs/ pal.	kg/ pc.
4611 R0 XX	375 x 560 mm 	496,-	581,-	680,-	-	12	27,2


wall-mounted, horizontal outlet, incl. fastening set "SupraFix 3.0", with water-saving AQUAREDUCT® system: flush volume 3 / 4,5 litres, not suitable for installation with flush valves

9M79 S1 01	TOILET SEAT AND COVER SLIMSEAT (WRAPOVER) with QuickRelease and SoftClosing hinges, hinges in stainless steel 	232,-	-	-	-	40	2,65
9M80 S1 01	TOILET SEAT AND COVER SLIMSEAT LINE (SANDWICH) with QuickRelease and SoftClosing hinges, hinges in stainless steel 	232,-	-	-	-	40	2,5
8M22 S1 01	TOILET SEAT AND COVER with QuickRelease and SoftClosing hinges, hinges in stainless steel	232,-	-	278,-	-	108	2,7
9222 87 00	VIPROTECT SOUNDPROOFING SET (optional) incl. accessories	-	-	-	19,-	600	0,09
9224 61 00	TOILET INSTALLATION SYSTEM for dry-wall construction, standard height 525 x 1120 x 135 mm For further ViConnect models, see pages 367-378	-	-	-	320,-	10	14

COMBI-PACK

DirectFlush



Article number	Description	01	plus R1	plus RW		pcs/ pal.	kg/ pc.
4611 RS XX	individual packaging materials, wall-mounted, horizontal outlet composed of: Washdown WC DirectFlush 4611 R0 XX, SlimSeat with QuickRelease and SoftClosing hinges 9M79 S1 01 	728,-	813,-	-	-	12	25,5

XX = Colour code to be indicated

01 = White Alpin, R1 = White Alpin CeramicPlus, RW = Stone White CeramicPlus

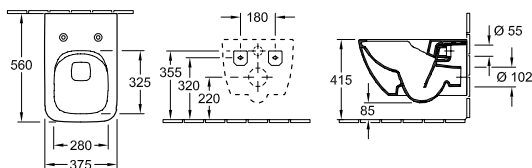
VENTICELLO

€ excl. VAT

Please order tap fittings and soap dispenser separately

COMBI-PACK

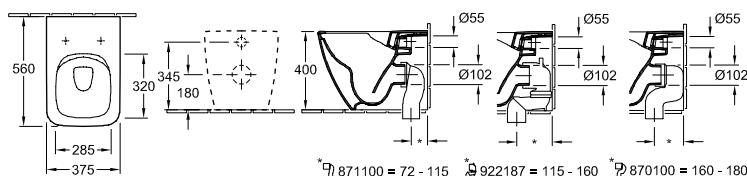
DirectFlush



Article number	Description	01	plus R1	plus RW		pcs/ pal.	kg/ pc.
4611 RL XX	individual packaging materials, wall-mounted, horizontal outlet composed of: Washdown WC DirectFlush 4611 R0 XX, SlimSeat Line with QuickRelease and SoftClosing 9M80 S1 XX	728,-	813,-	-	-		

WASHDOWN TOILET, RIMLESS

DirectFlush



Article number	Description	01	plus R1	plus RW		pcs/ pal.	kg/ pc.
4613 R0 XX	375 x 560 mm	524,-	609,-	714,-	-	8	30

floor-standing, back to wall, horizontal outlet, with water-saving AQUAREDUCT® system: flush volume 3 / 4,5 litres, not suitable for installation with flush valves

9M79 S1 01	TOILET SEAT AND COVER SLIMSEAT (WRAPOVER) with QuickRelease and SoftClosing hinges, hinges in stainless steel	232,-	-	-	-	40	2,65
9M80 S1 01	TOILET SEAT AND COVER SLIMSEAT LINE (SANDWICH) with QuickRelease and SoftClosing hinges, hinges in stainless steel	232,-	-	-	-	40	2,5
8M22 S1 01	TOILET SEAT AND COVER with QuickRelease and SoftClosing hinges, hinges in stainless steel	232,-	-	278,-	-	108	2,7
8711 00 00	VARIO DRAINBEND for vertical outlet for installation close to the wall 72 - 115 mm	-	-	-	113,-		0,72
9221 87 00	VARIO DRAINBEND for vertical outlet for installation close to the wall 115 - 160 mm	-	-	-	136,-		2,1
8701 00 00	VARIO DRAINBEND for vertical outlet for installation close to the wall 160 - 180 mm	-	-	-	113,-	100	0,74

XX = Colour code to be indicated

01 = White Alpin, R1 = White Alpin CeramicPlus, RW = Stone White CeramicPlus

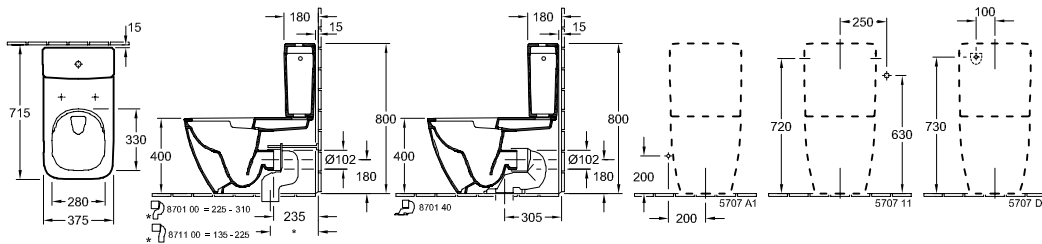
VENTICELLO

€ excl. VAT

Please order tap fittings and soap dispenser separately

WASHDOWN TOILET FOR CLOSE-COUPLED TOILET-SUITE, RIMLESS

DirectFlush



Article number	Description	01	plus R1	plus RW		pcs/ pal.	kg/ pc.
4612 R0 XX	375 x 700 mm	545,-	630,-	-	-	16	37,9
floor-standing, back to wall, horizontal outlet, with water-saving AQUAREDUCT® system: flush volume 3 / 4,5 litres, Recommendation: to be installed at a distance of 15 mm from the wall							
5707 11 XX	CISTERN water inlet from the sides or rear, flushing mechanism with DualFlush water-saving button, chrome	376,-	461,-	-	-	20	17,1
9M79 S1 01	TOILET SEAT AND COVER SLIMSEAT (WRAPOVER) with QuickRelease and SoftClosing hinges, hinges in stainless steel	232,-	-	-	-	40	2,65
9M80 S1 01	TOILET SEAT AND COVER SLIMSEAT LINE (SANDWICH) with QuickRelease and SoftClosing hinges, hinges in stainless steel	232,-	-	-	-	40	2,5
8M22 S1 01	TOILET SEAT AND COVER with QuickRelease and SoftClosing hinges, hinges in stainless steel	232,-	-	278,-	-	108	2,7
8701 00 00	VARIO DRAINBEND for vertical outlet 225 - 310 mm	-	-	-	113,-	100	0,74
8711 00 00	VARIO DRAINBEND for vertical outlet 136 - 225 mm	-	-	-	113,-		0,72

TOILET SEAT AND COVER



Article number	Description	01	RW			pcs/ pal.	kg/ pc.
8M22 S1 01	with QuickRelease and SoftClosing hinges, hinges in stainless steel	232,-	278,-	-	-	108	2,7

TOILET SEAT AND COVER SLIMSEAT (WRAPOVER)



Article number	Description	01	RW			pcs/ pal.	kg/ pc.
9M79 S1 01	with QuickRelease and SoftClosing hinges, hinges in stainless steel	232,-	-	-	-	40	2,65

TOILET SEAT AND COVER SLIMSEAT LINE (SANDWICH)



Article number	Description	01	RW			pcs/ pal.	kg/ pc.
9M80 S1 01	with QuickRelease and SoftClosing hinges, hinges in stainless steel	232,-	-	-	-	40	2,5

XX = Colour code to be indicated

01 = White Alpin, R1 = White Alpin CeramicPlus, RW = Stone White CeramicPlus

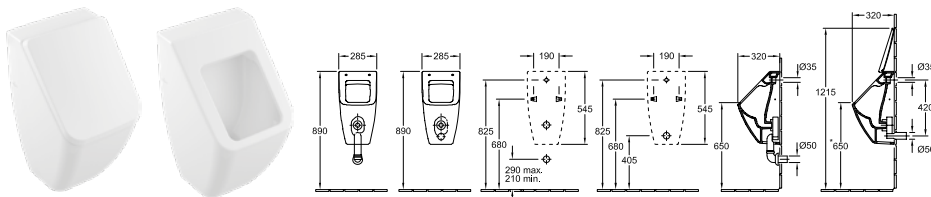
VENTICELLO

€ excl. VAT

Please order tap fittings and soap dispenser separately





SIPHONIC URINAL

DirectFlush



Article number	Description	01	plus R1	plus RW		pcs/ pal.	kg/ pc.
5504 R1 XX	285 x 545 x 315 mm for cover	Direct Flush	497,-	582,-	681,-	-	15 17
5504 R0 XX	285 x 545 x 315 mm without cover	Direct Flush	483,-	568,-	665,-	-	15 17

with fastening set for concealed fastening, concealed water inlet, Outlet may be concealed depending on the type of extractor section

8M10 S1 XX	COVER with SoftClosing hinges, chrome hinges		220,-	-	264,-	-	240 1,3
9326 00 00	EXTRACTOR (optional) horizontal outlet, Flush volume: 1,0 l		-	-	-	79,-	0,16
9327 00 00	EXTRACTOR (optional) vertical outlet, Flush volume: 1,0 l		-	-	-	79,-	0,18
9319 00 00	CONNECTION PIECES (optional) comprising: collar, outlet elbow, drain pipe 150 mm long		-	-	-	126,-	0,23
9933 00 00	WATER-INLET CONNECTOR (optional)		-	-	-	52,-	0,2
9190 B1 00	PRODETECT 2 RADAR FLUSH CONTROL FOR URINALS (optional) electronic urinal flushing system, battery-operated (6 x 1.5 V AAA required), pipe thread inlet connector 1/2"	Pro Detect 2	-	-	-	1.008,-	0,97
9190 N1 00	PRODETECT 2 RADAR FLUSH CONTROL FOR URINALS (optional) electronic urinal flushing system, mains-powered (110 - 240 V), Bluetooth-compatible thanks to optional adapter, pipe thread inlet connector 1/2"	Pro Detect 2	-	-	-	977,-	1,01
9190 61 00	BLUETOOTH ADAPTER (optional) Bluetooth-adapter for 9190 N1 for wireless function change and maintenance, incl. free app for iOS and Android, suitable for smartphones and tablets	Pro Detect 2	-	-	-	272,-	0,03
9190 57 00	ADAPTER FOR MAINS POWER SUPPLY CONNECTION (optional) Recommendation: to be installed with power supply unit 9190 N1 00	Pro Detect 2	-	-	-	107,-	0,04
9221 85 00	URINAL INSTALLATION SYSTEM FOR PRODETECT 525 x 1120 x 80 mm For further ViConnect models, see pages 367-378		-	-	-	225,-	7,15
9219 89 00	URINAL INSTALLATION SYSTEM 525 x 1120 x 98 mm For further ViConnect models, see pages 367-378		-	-	-	309,-	8,05

VENTICELLO

€ excl. VAT

Produced to order (Please note that it is not always possible to cancel or change orders!), The washbasins are to be ordered separately.

Express Delivery These products are always available from stock in the colours: **Glossy White (DH), Glossy Grey (FP) with handle version 1**

Front:

laminated MDF in DH, E1, E8, FP, FQ, MS, PN (16 mm)
 painted MDF in PD (16 mm)
 direct-laminated chipboard in VG, VH, VJ, VK (16 mm)
 direct-laminated chipboard (16 mm) with glass finish (3 mm) painted in RA, RE
 horizontal grain in E1, E8, FQ, PN, VH, VJ
 matching interior colour for DH, FP
 interior colour to match décor for E8, FQ, MS, VG, VH, VJ, VK
 interior colour Anthracite for PD

Body:

laminated MDF in DH, FP, RA, RE (16 mm)
 painted MDF in PD (16 mm)
 direct-laminated chipboard in E1, E8, FQ, MS, PN, VG, VH, VJ, VK (16 mm)
 horizontal grain in E1, E8, FQ, PN, VH, VJ
 matching interior colour for DH, FP
 interior colour to match décor for E8, FQ, MS, VG, VH, VJ, VK

interior colour Anthracite for PD

Washbasin countertop:

painted MDF in DH, FP, PD, RA, RE (16 mm)
 direct-laminated chipboard in E1, E8, FQ, MS, PN, VG, VH, VJ, VK (16 mm)

Drawers:

slip-resistant base
 SoftClosing feature

Doors:

SoftClosing feature

Handles:

painted aluminium in White (2), Grey (3), Blue (4)
 chrome-plated aluminium in Chrome (1)
 copper-plated aluminium in Copper (5)

Interior compartments :

adjustable glass partitions (8 mm)
 accessory boxes made of grey translucent plastic

Please note:

For further information such as tap fitting positions, installation and fastening dimensions etc. please see the technical drawings.

	HANDLE	HANDLE	HANDLE	HANDLE
Colour	handle Chrome	handle White	handle Grey	handle Blue

	HANDLE
Colour	handle Copper

	ACCESSORIES PACKAGE 1
Equipped with	1x wide glass drawer divider 2x narrow glass drawer dividers 1x accessory box L

	VANITY UNIT	VANITY UNIT	VANITY UNIT	VANITY UNIT

	A939 OZ XX	A930 OZ XX	A938 OZ XX	A929 OZ XX
Article number	A939 OZ XX	A930 OZ XX	A938 OZ XX	A929 OZ XX
Dimensions (w x h x d)	1253 x 420 x 502 mm	1253 x 590 x 502 mm	1153 x 420 x 502 mm	1153 x 590 x 502 mm
For combination with	Venticello 4111 DG/DJ/DL	Venticello 4111 DG/DJ/DL	Venticello 4104 CG/CH/CJ/CL	Venticello 4104 CG/CH/CJ/CL
Equipped with	2x Accessories package 1 2x pull-out compartments with non-slip mat	2x Accessories package 1 4x pull-out compartments with non-slip mat	2x Accessories package 1 2x pull-out compartments with non-slip mat	2x Accessories package 1 4x pull-out compartments with non-slip mat
Installation	wall-mounted	wall-mounted	wall-mounted	wall-mounted
Scope of delivery	fastening set included, space saving siphon	fastening set included	fastening set included, space saving siphon	fastening set included
Please note	-	-	vanity washbasin 4104 CK only available in combination with a push-open valve	vanity washbasin 4104 CK only available in combination with a push-open valve
DH, E1, E8, FP, FQ, MS, PN, VG, VH, VJ, VK	1.613,-	1.854,-	1.492,-	1.733,-
PD, RA, RE	1.854,-	2.131,-	1.715,-	1.993,-

XX = Insert front and body colour
 DH = Glossy White, FP = Glossy Grey, MS = White Matt, PD = Black Matt Lacquer, VG = Truffle Grey, VK = Soft Grey, E1 = Santana Oak, E8 = White Wood, FQ = Oak Graphite, PN = Elm Impreso, VH = Arizona Oak, VJ = Nordic Oak

XX = Insert front colour
 RA = Glass Glossy Grey, RE = Glass Glossy White

Z = Handle code to be indicated
 1 = Chrome, 2 = White, 3 = Grey, 4 = Blue, 5 = Copper











VENTICELLO

€ excl. VAT

Produced to order (Please note that it is not always possible to cancel or change orders!), The washbasins are to be ordered separately.

Express
Delivery

These products are always available from stock in the colours: **Glossy White (DH)**, **Glossy Grey (FP)** with handle version 1

	VANITY UNIT	VANITY UNIT	VANITY UNIT	VANITY UNIT
	  			
		 		
Article number	A935 0Z XX	A926 0Z XX	A927 0Z XX	A928 0Z XX
Dimensions (w x h x d)	953 x 420 x 502 mm	953 x 590 x 502 mm	953 x 590 x 502 mm	953 x 590 x 502 mm
For combination with	Venticello 4104 AG/AH/AJ/AK/AL Venticello 4134 L1/L2/L3 Venticello 4134 R1/R2/R3	Venticello 4104 AG/AH/AJ/AL	Venticello 4134 L1/L2/L3	Venticello 4134 R1/R2/R3
Equipped with	1x Accessories package 1 1x pull-out compartment with non-slip mat	1x Accessories package 1 2x pull-out compartments with non-slip mat	1x Accessories package 1 2x pull-out compartments with non-slip mat	1x Accessories package 1 2x pull-out compartments with non-slip mat
Installation	wall-mounted	wall-mounted	wall-mounted	wall-mounted
Scope of delivery	fastening set included, space saving siphon	fastening set included	fastening set included	fastening set included
Please note	-	vanity washbasin 4104 AK only available in combination with a push-open valve	-	-
DH, E1, E8, FP, FQ, MS, PN, VG, VH, VJ, VK	1.063,-	1.182,-	1.182,-	1.182,-
PD, RA, RE	1.220,-	1.359,-	1.359,-	1.359,-

XX = Insert front and body colour

DH = Glossy White, FP = Glossy Grey, MS = White Matt, PD = Black Matt Lacquer, VG = Truffle Grey, VK = Soft Grey, E1 = Santana Oak, E8 = White Wood, FQ = Oak Graphite, PN = Elm Impreso, VH = Arizona Oak, VJ = Nordic Oak

XX = Insert front colour

RA = Glass Glossy Grey, RE = Glass Glossy White

Z = Handle code to be indicated

1 = Chrome, 2 = White, 3 = Grey, 4 = Blue, 5 = Copper















VENTICELLO

€ excl. VAT

Produced to order (Please note that it is not always possible to cancel or change orders!), The washbasins are to be ordered separately.

Express
Delivery

These products are always available from stock in the colours: **Glossy White (DH), Glossy Grey (FP) with handle version 1**

	VANITY UNIT	VANITY UNIT	VANITY UNIT	VANITY UNIT
				
		 		
Article number	A934 0Z XX	A925 0Z XX	A933 0Z XX	A924 0Z XX
Dimensions (w x h x d)	753 x 420 x 502 mm	753 x 590 x 502 mm	603 x 420 x 502 mm	603 x 590 x 502 mm
For combination with	Venticello 4104 8G/8J/8L	Venticello 4104 8G/8J/8L	Venticello 4124 65/66/67	Venticello 4124 65/66/67
Equipped with	1x Accessories package 1 1x pull-out compartment with non-slip mat	1x Accessories package 1 2x pull-out compartments with non-slip mat	1x Accessories package 1 1x pull-out compartment with non-slip mat	1x Accessories package 1 2x pull-out compartments with non-slip mat
Installation	wall-mounted	wall-mounted	wall-mounted	wall-mounted
Scope of delivery	fastening set included, space saving siphon	fastening set included	fastening set included, space saving siphon	fastening set included
DH, E1, E8, FP, FQ, MS, PN, VG, VH, VJ, VK	957,-	1.078,-	741,-	897,-
PD, RA, RE	1.101,-	1.239,-	851,-	1.031,-
	VANITY UNIT	VANITY UNIT	VANITY UNIT	VANITY UNIT
				
		 		
Article number	A932 0Z XX	A923 0Z XX	A931 0Z XX	A922 0Z XX
Dimensions (w x h x d)	553 x 420 x 502 mm	553 x 590 x 502 mm	466 x 420 x 425 mm	466 x 590 x 425 mm
For combination with	Venticello 4124 60/61/62	Venticello 4124 60/61/62	Venticello 4124 50	Venticello 4124 50
Equipped with	1x Accessories package 1 1x pull-out compartment with non-slip mat	1x Accessories package 1 2x pull-out compartments with non-slip mat	1x accessory box L 1x pull-out compartment with non-slip mat	1x accessory box L 2x pull-out compartments with non-slip mat
Installation	wall-mounted	wall-mounted	wall-mounted	wall-mounted
Scope of delivery	fastening set included, space saving siphon	fastening set included	fastening set included, space saving siphon	fastening set included
DH, E1, E8, FP, FQ, MS, PN, VG, VH, VJ, VK	713,-	870,-	671,-	828,-
PD, RA, RE	820,-	1.000,-	771,-	952,-

XX = Insert front and body colour

DH = Glossy White, FP = Glossy Grey, MS = White Matt, PD = Black Matt Lacquer, VG = Truffle Grey, VK = Soft Grey, E1 = Santana Oak, E8 = White Wood, FQ = Oak Graphite, PN = Elm Impressed, VH = Arizona Oak, VJ = Nordic Oak

XX = Insert front colour

RA = Glass Glossy Grey, RE = Glass Glossy White

Z = Handle code to be indicated

1 = Chrome, 2 = White, 3 = Grey, 4 = Blue, 5 = Copper

VENTICELLO

€ excl. VAT

Produced to order (Please note that it is not always possible to cancel or change orders!), The washbasins are to be ordered separately.

Express Delivery

These products are always available from stock in the colours: **Glossy White (DH), Glossy Grey (FP) with handle version 1**

	VANITY UNIT	VANITY UNIT	VANITY UNIT	VANITY UNIT
Article number	A949 0Z XX	A944 0Z XX	A946 0Z XX	A941 0Z XX
Dimensions (w x h x d)	1257 x 436 x 502 mm	1257 x 606 x 502 mm	957 x 436 x 502 mm	957 x 606 x 502 mm
Version	for 2 washbasins	for 2 washbasins	washbasin on the middle	washbasin on the middle
For combination with	Venticello 4113 55	Venticello 4113 55	Venticello 4113 55	Venticello 4113 55
Equipped with	2x Accessories package 1 2x pull-out compartments with non-slip mat	2x Accessories package 1 4x pull-out compartments with non-slip mat	1x Accessories package 1 1x pull-out compartment with non-slip mat	1x Accessories package 1 2x pull-out compartments with non-slip mat
Installation	wall-mounted	wall-mounted	wall-mounted	wall-mounted
Scope of delivery	fastening set included	fastening set included	fastening set included	fastening set included
DH, E1, E8, FP, FQ, MS, PN, VG, VH, VJ, VK	1.885,-	2.229,-	1.540,-	1.817,-
PD, RA, RE	2.168,-	2.563,-	1.771,-	2.088,-
	VANITY UNIT	VANITY UNIT	VANITY UNIT	VANITY UNIT
Article number	A947 0Z XX	A948 0Z XX	A942 0Z XX	A943 0Z XX
Dimensions (w x h x d)	957 x 436 x 502 mm	957 x 436 x 502 mm	957 x 606 x 502 mm	957 x 606 x 502 mm
Version	washbasin on left	washbasin on right	washbasin on left	washbasin on right
For combination with	Venticello 4113 55	Venticello 4113 55	Venticello 4113 55	Venticello 4113 55
Equipped with	1x Accessories package 1 1x pull-out compartment with non-slip mat	1x Accessories package 1 1x pull-out compartment with non-slip mat	1x Accessories package 1 2x pull-out compartments with non-slip mat	1x Accessories package 1 2x pull-out compartments with non-slip mat
Installation	wall-mounted	wall-mounted	wall-mounted	wall-mounted
Scope of delivery	fastening set included	fastening set included	fastening set included	fastening set included
DH, E1, E8, FP, FQ, MS, PN, VG, VH, VJ, VK	1.540,-	1.540,-	1.817,-	1.817,-
PD, RA, RE	1.771,-	1.771,-	2.088,-	2.088,-

VENTICELLO

XX = Insert front and body colour
 DH = Glossy White, FP = Glossy Grey, MS = White Matt, PD = Black Matt Lacquer, VG = Truffle Grey, VK = Soft Grey, E1 = Santana Oak, E8 = White Wood, FQ = Oak Graphite, PN = Elm Impreso, VH = Arizona Oak, VJ = Nordic Oak

XX = Insert front colour
 RA = Glass Glossy Grey, RE = Glass Glossy White

Z = Handle code to be indicated
 1 = Chrome, 2 = White, 3 = Grey, 4 = Blue, 5 = Copper




VENTICELLO







€ excl. VAT

Produced to order (Please note that it is not always possible to cancel or change orders!), The washbasins are to be ordered separately.

Express Delivery

These products are always available from stock in the colours: **Glossy White (DH), Glossy Grey (FP) with handle version 1**

	VANITY UNIT	VANITY UNIT
		
		
Article number	A945 0Z XX	A940 0Z XX
Dimensions (w x h x d)	757 x 436 x 502 mm	757 x 606 x 502 mm
Version	washbasin on the middle	washbasin on the middle
For combination with	Venticello 4113 55	Venticello 4113 55
Equipped with	1x Accessories package 1 1x pull-out compartment with non-slip mat	1x Accessories package 1 2x pull-out compartments with non-slip mat
Installation	wall-mounted	wall-mounted
Scope of delivery	fastening set included	fastening set included
DH, E1, E8, FP, FQ, MS, PN, VG, VH, VJ, VK	1.263,-	1.540,-
PD, RA, RE	1.453,-	1.771,-

	TALL CABINET	TALL CABINET	TALL CABINET	TALL CABINET
				
				
Article number	A951 0Z XX	A951 1Z XX	A952 0Z XX	A952 1Z XX
Dimensions (w x h x d)	404 x 1546 x 372 mm	404 x 1546 x 372 mm	404 x 1546 x 372 mm	404 x 1546 x 372 mm
Hinges	hinges on left	hinges on right	hinges on left	hinges on right
Equipped with	1x door 3x glass shelves 1x fixed shelf	1x door 3x glass shelves 1x fixed shelf	1x door 1x open compartment 2x pull-out compartments with non-slip mat 2x glass shelves 2x fixed shelves	1x door 1x open compartment 2x pull-out compartments with non-slip mat 2x glass shelves 2x fixed shelves
Installation	wall-mounted	wall-mounted	wall-mounted	wall-mounted
Scope of delivery	fastening set included	fastening set included	fastening set included	fastening set included
DH, E1, E8, FP, FQ, MS, PN, VG, VH, VJ, VK	902,-	902,-	1.374,-	1.374,-
PD, RA, RE	1.038,-	1.038,-	1.582,-	1.582,-

VENTICELLO

XX = Insert front and body colour

DH = Glossy White, FP = Glossy Grey, MS = White Matt, PD = Black Matt Lacquer, VG = Truffle Grey, VK = Soft Grey, E1 = Santana Oak, E8 = White Wood, FQ = Oak Graphite, PN = Elm Impreso, VH = Arizona Oak, VJ = Nordic Oak

XX = Insert front colour

RA = Glass Glossy Grey, RE = Glass Glossy White

Z = Handle code to be indicated

1 = Chrome, 2 = White, 3 = Grey, 4 = Blue, 5 = Copper


VENTICELLO



€ excl. VAT

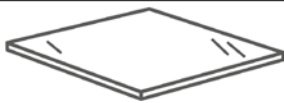
Produced to order (Please note that it is not always possible to cancel or change orders!), The washbasins are to be ordered separately.

 Express
Delivery

These products are always available from stock in the colours: **Glossy White (DH)**, **Glossy Grey (FP)** with handle version 1

	SIDE CABINET	SIDE CABINET
		
Article number	A950 0Z XX	A950 1Z XX
Dimensions (w x h x d)	404 x 866 x 372 mm	404 x 866 x 372 mm
Hinges	hinges on left	hinges on right
Equipped with	1x door 1x drawer with non-slip mat 1x glass shelf	1x door 1x drawer with non-slip mat 1x glass shelf
Installation	wall-mounted	wall-mounted
Scope of delivery	fastening set included	fastening set included
DH, E1, E8, FP, FQ, MS, PN, VG, VH, VJ, VK	850,-	850,-
PD, RA, RE	978,-	978,-

	CUPBOARD UNIT	CUPBOARD UNIT
		
		<small>Express Delivery</small>
Article number	A953 0Z XX	A954 0Z XX
Dimensions (w x h x d)	400 x 359 x 502 mm	400 x 529 x 502 mm
Version	right/left/middle, to attach to vanity unit	right/left/middle, to attach to vanity unit
Equipped with	1x pull-out compartment with non-slip mat 1x accessory box L	2x pull-out compartments with non-slip mat 1x accessory box L
Installation	wall-mounted	wall-mounted
Scope of delivery	fastening set included	fastening set included
DH, E1, E8, FP, FQ, MS, PN, VG, VH, VJ, VK	671,-	828,-
PD, RA, RE	771,-	952,-

	COVER PLATE
	
Article number	A299 00 XX
Dimensions (w x h x d)	400 x 3 x 478 mm
Material	of glass
For combination with	Optional glass countertops for the Venticello cupboard units A953 0Z XX and A954 0Z XX
RA, RE	151,-

XX = Insert front and body colour

DH = Glossy White, FP = Glossy Grey, MS = White Matt, PD = Black Matt Lacquer, VG = Truffle Grey, VK = Soft Grey, E1 = Santana Oak, E8 = White Wood, FQ = Oak Graphite, PN = Elm Impressed, VH = Arizona Oak, VJ = Nordic Oak

XX = Insert front colour

RA = Glass Glossy Grey, RE = Glass Glossy White

Z = Handle code to be indicated

1 = Chrome, 2 = White, 3 = Grey, 4 = Blue, 5 = Copper

VICLEAN

Sanitaryware

- enjoy a pleasant shower-fresh feeling with Villeroy & Boch's ViClean shower toilets
- ViClean provides a comfortable cleaning action with a gentle, warm jet of water
- it relaxes, invigorates and makes daily hygiene a pleasure for both body and mind

PRO.VILLEROY-BOCH.COM/TECHNICALDRAWINGS



Ceramic colours






R1 = White Alpin
CeramicPlus



S0 = Glossy
Black
CeramicPlus

VICLEAN

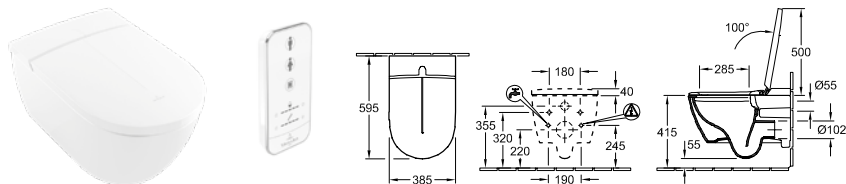
Functions	ViClean-I100	ViClean-L	ViClean-U+
			
SHOWER FUNCTION			
Rearwash	○	○	○
Ladywash	○	○	○
Innovative comfort wash/HarmonicWave shower spray	○	-	-
Innovative comfort wash/Panorama shower spray	-	○	-
Innovative comfort wash Baloonjet	-	-	○
Adjustment of temperature, jet pressure and nozzle position	5	3	5
Unlimited warm water supply thanks to instant water heater	○	○	○
HYGIENE			
Automatic cleaning of the nozzle with fresh water both before and after each toilet use	○	○	○
DirectFlush technology	○	○	○
CeramicPlus surface finish	○	○	○
QuickRelease mechanism	○	-	○
InvisibleJet technology	○	-	-
Duroplast toilet seat	○	-	-
COMFORT			
SoftClosing feature	○	○	○
Remote control	○	○	○
Heated seat	-	○	○
Air temperature control (levels)	-	3	5
Night light	-	○	○
User settings	via app	3	2
User settings via App	○	-	-
Air dryer	-	-	○
Air temperature control in steps	-	-	5
Automatic odour extraction	-	-	○
Automatic open/close seat and lid	-	-	○
ViClean App	○	-	-
DESIGN			
Concealed supply connections	○	○	○

VICLEAN

€ excl. VAT

SHOWER TOILET, RIMLESS

ViClean-I 100, DirectFlush



* Position of water and power connections in conjunction with ViConnect (Art. no 9224 61 00)

Article number	Description	01	plus R1	plus S0		pcs/ pal.	kg/ pc.
V0E1 00 XX	individual packaging materials	-	2.764,-	3.567,-	-	4	34

composed of:

ViClean shower toilet-I 100, 385 x 595 x 400 mm, 220-240 V AC / 50 Hz

incl. remote control

seat with lid, wall-mounted, horizontal outlet, fastening set included, with water-saving AQUAREDUCT® system: flush volume 3 / 4,5 litres, Power and water connection must be available, Use only in working pressure range between 0.1 Mpa (dynamic) and 1.0 Mpa (static), Use solely in a water temperature range between 10°C and 35°C

9224 61 00	TOILET INSTALLATION SYSTEM for dry-wall construction standard height 525 x 1120 x 135 mm For further ViConnect models, see pages 367-378	-	-	-	320,-	10	14
9218 51 00	ROUGHING-IN SET for concealed water connection consisting of: mounting plate, conduit only for installation with ViConnect WC element and ViClean toilet seat	-	-	-	39,-		0,3
V990 84 00	WATER CONNECTION SET for concealed water connection consisting of: sieve, T-piece, flexible hose with cap nut 3/8" only for installation with ViConnect WC element and ViClean-I 100 toilet seat	-	-	-	107,-		0,5

ELECTRONIC BIDET SEAT

ViClean-L



Article number	Description	01	plus R1	plus S0		pcs/ pal.	kg/ pc.
V02E L4 01	392 x 537 x 141 mm 220-240 V AC/50Hz	1.752,-	-	-	-	20	4,4

only for Subway 2.0 washdown WC DirectFlush 5614 R5 R1, only for Subway 2.0 washdown WC 5600 50 R1, incl. remote control, fastening set included, Power and water connection must be available, Use only in working pressure range between 0.11 Mpa (dynamic) and 0.68 Mpa (static), The water temperature must be between 0°C and 35°C.

V990 19 00	WATER CONNECTION SET (required accessory) angle valve 1/2" x 3/8", water connection hose 1/2" x 3/8", 300 mm long	-	-	-	35,-		0,2
V990 00 00	WATER CONNECTION SET (APAC) (required accessory) for wall-mounted toilets, angle valve 1/2" x 1/2", water connection hose 1/2" x 1/2", 300 mm long	-	-	-	35,-		0,23

XX = Colour code to be indicated

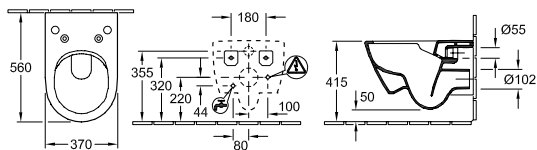
R1 = White Alpin CeramicPlus, S0 = Glossy Black CeramicPlus





VICLEAN

€ excl. VAT




WASHDOWN TOILET, RIMLESS

ViClean-L, DirectFlush



Article number	Description	01	plus R1	plus S0		pcs/ pal.	kg/ pc.
5614 R5 R1	370 x 560 mm    	-	652,-	-	-	12	25,8

wall-mounted, horizontal outlet, incl. fastening set "SupraFix 3.0", with water-saving AQUAREDUCT® system: flush volume 3 / 4,5 litres, not suitable for installation with flush valves, only for ViClean-L smart toilet seat

V02E L4 01	ELECTRONIC BIDET SEAT Please order compatible toilet separately. 392 x 537 x 141 mm, 220-240 V AC/50Hz, Power and water connection must be available, Use only in working pressure range between 0.11 Mpa (dynamic) and 0.68 Mpa (static), The water temperature must be between 0°C and 35°C., incl. remote control, fastening set included 	1.752,-	-	-	-	20	4,4
V990 00 00	WATER CONNECTION SET (APAC) (required accessory) for wall-mounted toilets, angle valve 1/2" x 1/2", water connection hose 1/2" x 1/2", 300 mm long	-	-	-	35,-		0,23
V990 19 00	WATER CONNECTION SET (required accessory) angle valve 1/2" x 3/8", water connection hose 1/2" x 3/8", 300 mm long	-	-	-	35,-		0,2
9222 87 00	VIPROTECT SOUNDPROOFING SET (optional) incl. accessories	-	-	-	19,-	600	0,09
9224 61 00	TOILET INSTALLATION SYSTEM for dry-wall construction standard height 525 x 1120 x 135 mm For further ViConnect models, see pages 367-378 	-	-	-	320,-	10	14
9224 65 00	TOILET INSTALLATION SYSTEM for dry-wall construction low 450 x 1120 x 165 mm For further ViConnect models, see pages 367-378 	-	-	-	432,-	8	19,78
9218 51 00	ROUGHING-IN SET for concealed water connection consisting of: mounting plate, conduit only for installation with ViConnect WC element and ViClean toilet seat	-	-	-	39,-		0,3
9219 80 00	CONNECTION SET for concealed water connection consisting of: T-piece, flexible hose 1300 mm with cap nut 1/2" x 1/2" only for installation with ViConnect WC element and ViClean-L toilet seat	-	-	-	107,-		0,5

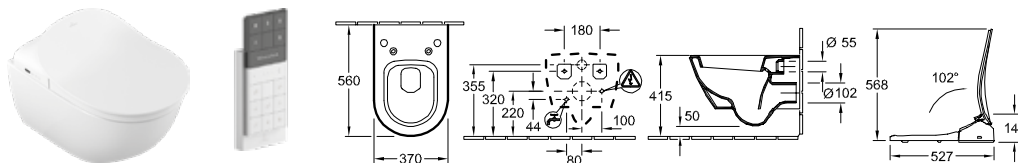
XX = Colour code to be indicated
R1 = White Alpin CeramicPlus, S0 = Glossy Black CeramicPlus






VICLEAN

€ excl. VAT

WASHDOWN TOILET

ViClean-L




Article number	Description	01	plus R1	plus S0		pcs/ pal.	kg/ pc.
5600 50 R1	370 x 560 mm   ViClean	-	561,-	-	-	12	27
wall-mounted, horizontal outlet, incl. fastening set "SupraFix 3.0", with water-saving AQUAREDUCT® system: flush volume 3 / 4,5 litres, only for ViClean-L smart toilet seat							
V02E L4 01	ELECTRONIC BIDET SEAT Please order compatible toilet separately. 392 x 537 x 141 mm, 220-240 V AC/50Hz, Power and water connection must be available. Use only in working pressure range between 0.11 Mpa (dynamic) and 0.68 Mpa (static). The water temperature must be between 0°C and 35°C., incl. remote control, fastening set included 	1.752,-	-	-	-	20	4,4
V990 00 00	WATER CONNECTION SET (APAC) (required accessory) for wall-mounted toilets, angle valve 1/2" x 1/2", water connection hose 1/2" x 1/2", 300 mm long	-	-	-	35,-		0,23
V990 19 00	WATER CONNECTION SET (required accessory) angle valve 1/2" x 3/8", water connection hose 1/2" x 3/8", 300 mm long	-	-	-	35,-		0,2
9222 87 00	VIPROTECT SOUNDPROOFING SET (optional) incl. accessories	-	-	-	19,-	600	0,09
9224 61 00	TOILET INSTALLATION SYSTEM for dry-wall construction standard height 525 x 1120 x 135 mm For further ViConnect models, see pages 367-378 	-	-	-	320,-	10	14
9224 65 00	TOILET INSTALLATION SYSTEM for dry-wall construction low 450 x 1120 x 165 mm For further ViConnect models, see pages 367-378 	-	-	-	432,-	8	19,78
9218 51 00	ROUGHING-IN SET for concealed water connection consisting of: mounting plate, conduit only for installation with ViConnect WC element and ViClean toilet seat	-	-	-	39,-		0,3
9219 80 00	CONNECTION SET for concealed water connection consisting of: T-piece, flexible hose 1300 mm with cap nut 1/2" x 1/2" only for installation with ViConnect WC element and ViClean-L toilet seat	-	-	-	107,-		0,5

ELECTRONIC BIDET SEAT

ViClean-U+



Article number	Description	01	plus R1	plus S0		pcs/ pal.	kg/ pc.
V01E U8 01	concealed supply connections 392 x 547 x 134 mm 220-240 V AC/50Hz (Phase-out date 31.12.2020) 	3.152,-	-	-	-		6

only for Subway 2.0 washdown WC DirectFlush 5614 R4 R1, incl. remote control, incl. water connection hose for corner valve 1/2" x 3/8", fastening set included, 2 water connections are required (1 for the flush, 1 for the shower toilet), Power connection on left, water connection on right

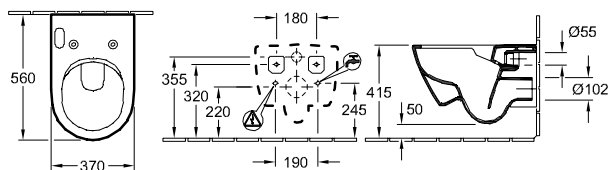
XX = Colour code to be indicated
R1 = White Alpin CeramicPlus, S0 = Glossy Black CeramicPlus

VICLEAN

€ excl. VAT

WASHDOWN TOILET, RIMLESS

ViClean-U+, DirectFlush



Article number	Description	01	plus R1	plus S0		pcs/ pal.	kg/ pc.
5614 R4 R1	370 x 560 mm (Phase-out date 31.12.2020)	-	598,-	-	-	12	25,8

SupraFix 3.0, Direct Flush, ViClean

wall-mounted, horizontal outlet, incl. fastening set "SupraFix 3.0", with water-saving AQUAREDUCT® system: flush volume 3 / 4,5 litres, not suitable for installation with flush valves, only for ViClean-U+ electronic bidet seat

V01E U8 01	ELECTRONIC BIDET SEAT (Phase-out date 31.12.2020) Please order compatible toilet separately. concealed supply connections, 392 x 547 x 134 mm, 220-240 V AC/50Hz, 2 water connections are required (1 for the flush, 1 for the shower toilet), Power connection on left, water connection on right, incl. remote control, incl. water connection hose for corner valve 1/2" x 3/8", fastening set included	ViClean	3.152,-	-	-	-	6
9222 87 00	VIPROTECT SOUNDPROOFING SET (optional) incl. accessories		-	-	-	19,-	600 0,09
9224 61 00	TOILET INSTALLATION SYSTEM for dry-wall construction standard height 525 x 1120 x 135 mm For further ViConnect models, see pages 367-378		-	-	-	320,-	10 14
9224 65 00	TOILET INSTALLATION SYSTEM for dry-wall construction low 450 x 1120 x 165 mm For further ViConnect models, see pages 367-378		-	-	-	432,-	8 19,78
9218 51 00	ROUGHING-IN SET for concealed water connection consisting of: mounting plate, conduit only for installation with ViConnect WC element and ViClean toilet seat		-	-	-	39,-	0,3
9221 15 00	CONCEALED CONNECTION SET for concealed water connection consisting of: T-piece, flexible hose 1300 mm with cap nut 1/2" x 3/8" only for installation with ViConnect WC element and ViClean-U+ toilet seat		-	-	-	107,-	0,5

XX = Colour code to be indicated

R1 = White Alpin CeramicPlus, S0 = Glossy Black CeramicPlus

VICONNECT INSTALLATION SYSTEMS

PRO.VILLEROY-BOCH.COM/TECHNICALDRAWINGS



- Installation systems and flush plates
- Design plates in various materials and colours for all price categories
- Toilet elements to match all wall-mounted toilets (standard, compact, Vita) and floor-standing, back-to-wall toilets
- Toilet elements for dry and wet-wall construction
- Toilet elements for use with SupraFix 3.0, DirectFlush and ViClean
- 25-year availability guarantee on all spare parts



Flush plate colours



61 = Chrome



68 = White



69 = Brushed
Chrome



AN = Black Matt



D8 = Anthracite
Matt



LC = Stainless
steel



N5 = White Matt



RA = Glass
Glossy Grey



RB = Glass
Glossy Black



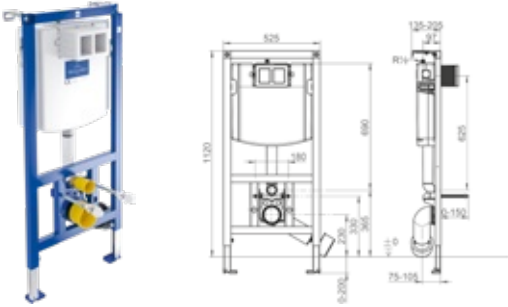
RE = Glass
Glossy White



VICONNECT INSTALLATION SYSTEMS

€ excl. VAT

TOILET INSTALLATION SYSTEM

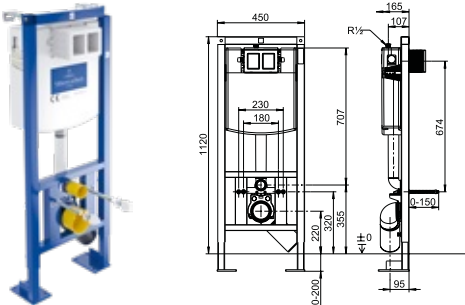
for dry-wall construction, standard height




Article number	Description		pcs/ pal.	kg/ pc.
9224 61 00	525 x 1120 x 135 mm self-supporting powder-coated steel frame, fully pre-assembled, front operated, with small inspection opening	 	320,-	10 14
for wall-mounted WC, for covering with plasterboard, installation onto a solid brick wall, in dry-wall constructions etc., Easy connection to flush plate via flexible cables with bayonet joint, adjustment range of feet from unfinished floor level to upper edge of finished floor level: 0-200 mm, depth adjustment front edge of element: 135-205 mm, 4 wall-mounted fastening points, concealed cistern insulated against condensation water, with dual flush (7.5-4.5 l / 4-2 l), factory setting 6/3 l, filling valve Noise Class I, 2-part angle valve connection set R1/2, drain bend clamp, 4 adjustment settings, PE toilet connecting bend DN 90 (Ø 90) with reducing sleeve DN 90 (Ø 90) / DN 100 (Ø 110) with protection plugs, complete WC connection set DN 90 (Ø 90) / 180 mm, protection box for access opening can be cut to size, flexible hose for filling valve, can be tightened by hand, adjustable flush flow control for adaptation to rimless toilet bowls, certification marks for concealed cistern: Noise Class I, incl. 2 wall mounts, incl. self-locking feet with adjustable base plates and fastening materials, 2 times M12 WC retaining bolts adjustable to 180/230mm with protection plugs and nuts, installation instructions, without flush plate, packaged in a box				
9218 51 00	ROUGHING-IN SET only for installation with ViConnect toilet element and ViClean toilet seat		39,-	0,3
9219 80 00	CONNECTION SET only for installation with ViConnect toilet element and ViClean-L toilet seat		107,-	0,5
9221 15 00	CONCEALED CONNECTION SET only for installation with ViConnect toilet element and ViClean-U+ toilet seat		107,-	0,5
V990 84 00	WATER CONNECTION SET only for installation with ViConnect toilet element and ViClean-I100 toilet seat		107,-	0,5
9223 85 00	EXTENSION SET FOR FLUSH PLATES		72,-	0,2
9221 40 00	ODOR EXTRACTION SET		88,-	0,4

TOILET INSTALLATION SYSTEM

for dry-wall construction, low, installation height 1120 mm



Article number	Description		pcs/ pal.	kg/ pc.
9224 65 00	450 x 1120 x 165 mm self-supporting powder-coated steel frame, fully pre-assembled		432,-	8 19,78
for wall-mounted WC, for covering with plasterboard, for free-standing installation, adjustment range of feet from unfinished floor level to upper edge of finished floor level: 0-200 mm, adjustment range front to wall: 165-215mm, 2-point fastening, concealed cistern with insulation against condensation with dual flush 3/6 l, maximal flush quantity 7.5 l, filling valve Noise Class I, flexible hose for filling valve, can be tightened by hand, 2-part angle valve connection set R1/2, mounting clip, 4 adjustment settings, protection box for access opening can be cut to size, with depth-adjustable WC connecting bend 90° DN 90 (Ø 90) / DN 100 (Ø 110) with protection cap, complete WC connection set DN 90 (Ø 90) / 180 mm, certification marks for concealed cistern: Noise Class I, with wall brackets, includes heavy-duty support feet and fastening materials, with protection cap for the flushing pipe, 2 times M12 WC retaining bolts adjustable to 180/230mm with protection plugs and nuts, installation instructions, without flush plate, individual packaging materials				

Combi-pack ViConnect/O.novo: WC 5660 R0 01 + WC element, standard height, + push-plate 9224 90, see page 284

XX = Colour code to be indicated

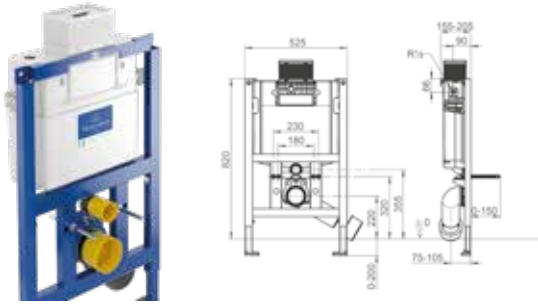
61 = Chrome, 68 = White, 69 = Brushed Chrome, AN = Black Matt, D8 = Anthracite Matt, LC = Stainless steel, N5 = White Matt, RA = Glass Glossy Grey, RB = Glass Glossy Black, RE = Glass Glossy White


VICONNECT INSTALLATION SYSTEMS

€ excl. VAT

TOILET INSTALLATION SYSTEM

for dry-wall construction, low, installation height 820 mm

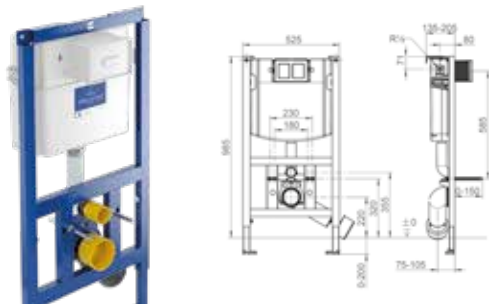




Article number	Description		pcs/ pal.	kg/ pc.
9224 75 00	525 x 820 x 155 mm self-supporting powder-coated steel frame, fully pre-assembled, front/top operated, with small inspection opening		432,-	14 13,85

for wall-mounted WC, for covering with plasterboard, installation onto a solid brick wall, in dry-wall constructions etc., adjustment range of feet from unfinished floor level to upper edge of finished floor level: 0-200 mm, Easy connection to flush plate via flexible cables with bayonet joint, depth adjustment front edge of element: 135-205 mm, 4 wall-mounted fastening points, concealed cistern with insulation against condensation with dual flush, maximal flush quantity 4/7,5 l, factory setting 6/3 l, filling valve Noise Class I, corner valve R1/2, drain bend clamp, 4 adjustment settings, PE toilet connecting bend DN 90 (Ø 90) with reducing sleeve DN 90 (Ø 90) / DN 100 (Ø 110) with protection plugs, complete WC connection set DN 90 (Ø 90) / 180 mm, protection box for access opening can be cut to size, flexible hose for filling valve, can be tightened by hand, certification marks for concealed cistern: Noise Class I, incl. 2 wall mounts, incl. self-locking feet with adjustable base plates and fastening materials, 2 times M12 WC retaining bolts adjustable to 180/230mm with protection plugs and nuts, installation instructions, without flush plate, packaged in a box

TOILET INSTALLATION SYSTEM

for dry-wall construction, low, installation height 980 mm



Article number	Description		pcs/ pal.	kg/ pc.
9224 78 00	525 x 985 x 135 mm self-supporting powder-coated steel frame, fully pre-assembled, front/top operated, with small inspection opening	 	432,-	11 14,46

for wall-mounted WC, for covering with plasterboard, installation onto a solid brick wall, in dry-wall constructions etc., Easy connection to flush plate via flexible cables with bayonet joint, adjustment range of feet from unfinished floor level to upper edge of finished floor level: 0-200 mm, depth adjustment front edge of element: 135-205 mm, 4 wall-mounted fastening points, concealed cistern insulated against condensation water, with dual flush (7.5-4.5 l / 4-2 l), maximal flush quantity 4/7,5 l, factory setting 6/3 l, adjustable flush flow control for adaptation to rimless toilet bowls, filling valve Noise Class I, corner valve R1/2, drain bend clamp, 4 adjustment settings, PE toilet connecting bend DN 90 (Ø 90) with reducing sleeve DN 90 (Ø 90) / DN 100 (Ø 110) with protection plugs, complete WC connection set DN 90 (Ø 90) / 180 mm, protection box for access opening can be cut to size, flexible hose for filling valve, can be tightened by hand, certification marks for concealed cistern: Noise Class I, incl. 2 wall mounts, incl. self-locking feet with adjustable base plates and fastening materials, 2 times M12 WC retaining bolts adjustable to 180/230mm with protection plugs and nuts, installation instructions, without flush plate, packaged in a box

Combi-pack ViConnect/O.novo: WC 5660 R0 01 + WC element, standard hight, + push-plate 9224 90, see page 284

XX = Colour code to be indicated

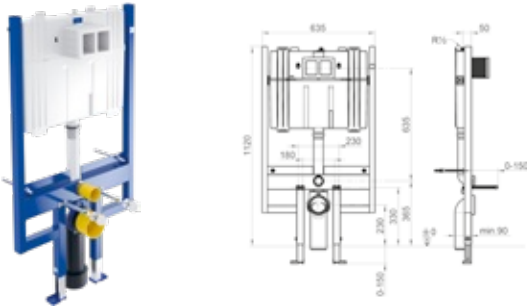
61 = Chrome, 68 = White, 69 = Brushed Chrome, AN = Black Matt, D8 = Anthracite Matt, LC = Stainless steel, N5 = White Matt, RA = Glass Glossy Grey, RB = Glass Glossy Black, RE = Glass Glossy White

VICONNECT INSTALLATION SYSTEMS

€ excl. VAT

TOILET INSTALLATION SYSTEM COMPACT

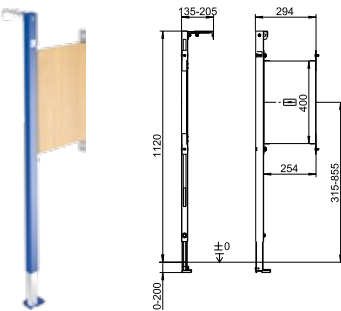
for dry-wall construction, Compact, with cistern 80 mm, installation depth min. 90 mm



Article number	Description		pcs/ pal.	kg/ pc.
9224 76 00	635 x 1120 x 90 mm self-supporting powder-coated steel frame, fully pre-assembled		432,-	10 13,8

for wall-mounted WC, for covering with plasterboard, installation onto a solid brick wall, in dry-wall constructions etc., Easy connection to flush plate via flexible cables with bayonet joint, adjustment range of feet from unfinished floor level to upper edge of finished floor level: 0-200 mm, adjustment range front to wall: min 90 mm, with cistern 80 mm, 6-point fastening, concealed cistern with insulation against condensation with dual flush 3/6 l, adjustable to 3/4,5 l, maximal flush quantity 7.5 l, filling valve Noise Class I, flexible hose for filling valve, can be tightened by hand, angle valve connection set G1/2, protection box for access opening can be cut to size, WC connecting bend 90° DN 90 (Ø 90) / with reducing sleeve DN 90 (Ø 90) / DN 110 (Ø 110) with protection cap, complete WC connection set DN 90 (Ø 90) / 180 mm, certification marks for concealed cistern: Noise Class I, with wall brackets, incl. feet and fastenings, 2 times M12 WC retaining bolts adjustable to 180mm with protection plugs and nuts, installation instructions, fastening materials, without flush plate, individual packaging materials

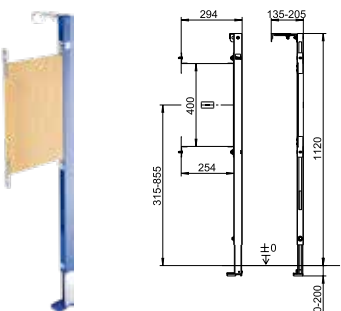
FASTENING ELEMENTS FOR HANDLES



Article number	Description		pcs/ pal.	kg/ pc.
9219 83 00	310 x 1150 x 55 mm for barrier-free installation of a folding support		219,-	24 4,7

for covering with plasterboard, for installation on left of toilet element 9224 61, incl. self-locking feet with adjustable base plates, fastening materials

FASTENING ELEMENTS FOR HANDLES



Article number	Description		pcs/ pal.	kg/ pc.
9221 09 00	310 x 1150 x 135 mm for barrier-free installation of a folding support		219,-	24 5,35

for covering with plasterboard, for installation on right of toilet element 9224 61, incl. self-locking feet with adjustable base plates, fastening materials

Combi-pack ViConnect/O.novo: WC 5660 R0 01 + WC element, standard hight, + push-plate 9224 90, see page 284

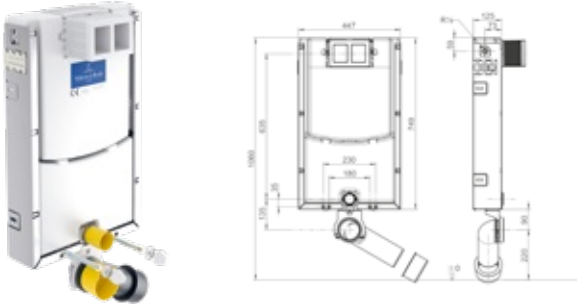
XX = Colour code to be indicated
61 = Chrome, 68 = White, 69 = Brushed Chrome, AN = Black Matt, D8 = Anthracite Matt, LC = Stainless steel, N5 = White Matt,
RA = Glass Glossy Grey, RB = Glass Glossy Black, RE = Glass Glossy White

VICONNECT INSTALLATION SYSTEMS

€ excl. VAT

CONCEALED CISTERN WITH METAL FRAME

for brick-wall construction, installation depth 125 mm

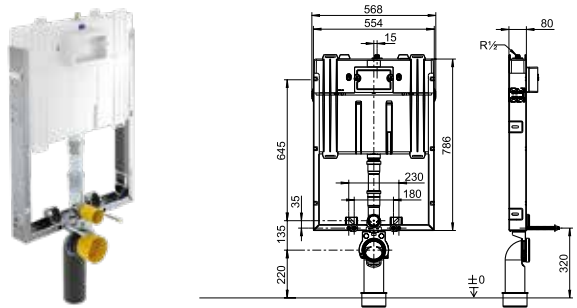



Article number	Description		pcs/ pal.	kg/ pc.
9224 79 00	447 x 749 x 125 mm comprising a U-shaped galvanized support frame with 6 fastening lugs		203,-	11 7,1

for wall-mounted WC, installation onto or in front of a solid brick wall, Easy connection to flush plate via flexible cables with bayonet joint, flexible hose for filling valve, can be tightened by hand, protection box for access opening can be cut to size, toilet connecting bend 90° DN 90 (Ø90) / with reducing sleeve DN 90(Ø90) / DN 110 (Ø110) with protection cap, complete toilet connection set DN 90 (Ø 90) / 180 mm, concealed cistern with insulation against condensation with dual flush 3/6 l, adjustable to 3/4,5 l, maximal flush quantity 7.5 l, filling valve Noise Class I, 2-part angle valve connection set R1/2, mounting clip for drain bend, 4 adjustment settings, certification marks for concealed cistern: Noise Class I, adjustable flush flow control for adaptation to rimless toilet bowls, M12 WC fastening materials, fastening materials, without flush plate, individual packaging materials

CONCEALED CISTERN WITH METAL FRAME COMPACT

for brick-wall construction, installation depth 80 mm



Article number	Description		pcs/ pal.	kg/ pc.
9224 84 00	650 x 786 x 80 mm comprising a U-shaped galvanized support frame with 6 fastening lugs		219,-	6

for wall-mounted WC, Easy connection to flush plate via flexible cables with bayonet joint, flexible hose for filling valve, can be tightened by hand, mounting clip, 4 adjustment settings, protection box for access opening can be cut to size, toilet connecting bend 90° DN 90 (Ø90) / with reducing sleeve DN 90(Ø90) / DN 110 (Ø110) with protection cap, complete toilet connection set DN 90 (Ø 90) / 180 mm, with pre-assembled concealed cistern with insulation against condensation with dual flush 3/6 l, adjustable to 3/4,5 l, maximal flush quantity 7.5 l, filling valve Noise Class I, certification marks for concealed cistern: Noise Class I, M12 WC fastening materials, fastening materials, reinforcing mesh, without flush plate, individual packaging materials

Combi-pack ViConnect/O.novo: WC 5660 R0 01 + WC element, standard hight, + push-plate 9224 90, see page 284

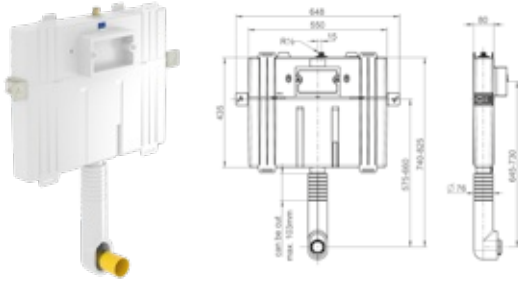
XX = Colour code to be indicated
 61 = Chrome, 68 = White, 69 = Brushed Chrome, AN = Black Matt, D8 = Anthracite Matt, LC = Stainless steel, N5 = White Matt,
 RA = Glass Glossy Grey, RB = Glass Glossy Black, RE = Glass Glossy White

VICONNECT INSTALLATION SYSTEMS

€ excl. VAT

CONCEALED CISTERN COMPACT

installation depth 80 mm

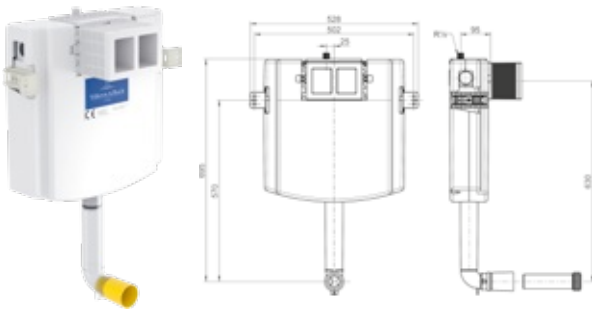


Article number	Description		pcs/ pal.	kg/ pc.
9224 82 00	648 x 740/825 x 80 mm		208,-	32 3,48

for wall-mounted WC, for floor-standing WC, back to wall, protection box for access opening can be cut to size, Easy connection to flush plate via flexible cables with bayonet joint, 4-point fastening, concealed cistern with insulation against condensation with dual flush 3/6 l, adjustable to 3/4,5 l, maximal flush quantity 7.5 l, filling valve Noise Class I, angle valve connection set G1/2, protection box for access opening can be cut to size, adjustable flushing pipe bend with insulation and protection cap, certification marks for concealed cistern: Noise Class I, white flushing pipe, flushing pipe connector, protection cap and white rosette, with fixing brackets, fastening materials, reinforcing mesh, without flush plate, without attachment and waste bend for wall-mounted toilet, individual packaging materials

CONCEALED CISTERN

installation height 1120 mm



Article number	Description		pcs/ pal.	kg/ pc.
9224 83 00	528 x 735 x 124 mm front operated, with small inspection opening		241,-	32 3,5

protection box for access opening can be cut to size, Easy connection to flush plate via flexible cables with bayonet joint, condensation water insulated flush-mounted cistern (CC-122- S-F0-2V-2C), with dual-flush (7.5-4.5 l / 4-2 l), factory setting 6/3 l, adjustable flush flow control for adaptation to rimless toilet bowls, button function transmitted to drain fitting via flexible cables, flushing pipe bend with protection cap, filling valve Noise Class I, 2-part angle valve connection set R1/2, protection box for access opening can be cut to size, certification marks for concealed cistern: Noise Class I, with fixing brackets, without fastening materials, without attachment and waste bend for wall-mounted toilet, packaged in a box

VICONNECT
INSTALLATION
SYSTEMS

Combi-pack ViConnect/O.novo: WC 5660 R0 01 + WC element, standard hight, + push-plate 9224 90, see page 284

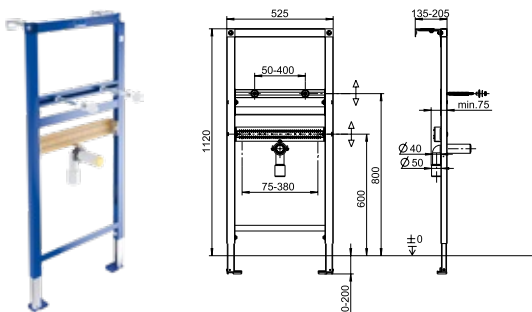
XX = Colour code to be indicated
 61 = Chrome, 68 = White, 69 = Brushed Chrome, AN = Black Matt, D8 = Anthracite Matt, LC = Stainless steel, N5 = White Matt,
 RA = Glass Glossy Grey, RB = Glass Glossy Black, RE = Glass Glossy White


VICONNECT INSTALLATION SYSTEMS

€ excl. VAT

WASHBASIN INSTALLATION ELEMENT

for dry-wall construction, standard height

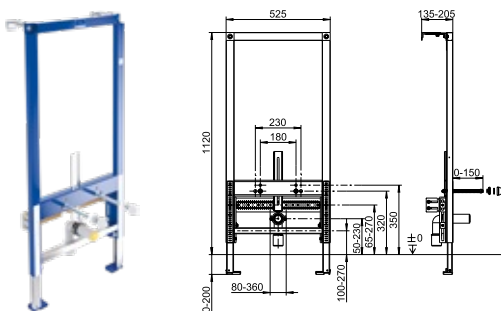



Article number	Description		pcs/ pal.	kg/ pc.
9221 49 00	525 x 1120 x 75 mm self-supporting powder-coated steel frame, fully pre-assembled		175,-	8,05

for covering with plasterboard, installation onto a solid brick wall, in dry-wall constructions etc., adjustment range of feet from unfinished floor level to upper edge of finished floor level: 0-200 mm, adjustment range front to wall: 135-205mm (when mounted on wall brackets), 4-point fastening, suitable for all washbasins and handwashbasins, with multiply bonded laminated wood panel and scaling for the free positioning of drinking water pipe wall panels, with 2 x M10 bolts for fastening washbasin, including protection plugs and washbasin fastenings, with universal waste bend DN 50 (Ø 50) / DN 40 (Ø 40) incl. rubber collar for odour trap outlet connector DN 40 (Ø 40) / DN 32 (Ø 32), protection plugs and sound-absorbing clamp, with wall brackets, with protection cap for the flushing pipe, installation instructions, incl. self-locking feet with adjustable base plates and fastening materials, individual packaging materials

BIDET INSTALLATION SYSTEM

for dry-wall construction, standard height



Article number	Description		pcs/ pal.	kg/ pc.
9221 48 00	525 x 1120 x 100 mm self-supporting powder-coated steel frame, fully pre-assembled		280,-	10,54

for covering with plasterboard, installation onto a solid brick wall, in dry-wall constructions etc., adjustment range of feet from unfinished floor level to upper edge of finished floor level: 0-200 mm, adjustment range front to wall: 135-205mm (when mounted on wall brackets), 4-point fastening, universally adjustable for bidet ceramics, with multiply bonded laminated wood panel and scaling for the free positioning of drinking water pipe wall panels, with universal waste bend DN 50 (Ø 50) / DN 40 (Ø 40), incl. rubber collar DN 40 (Ø 40) / DN 32 (Ø 32) and protection plugs, with 2 x M12 retaining bolts adjustable 180/230 mm with protection plugs, nuts and white covers, with sound-absorbing clamp, with wall brackets, incl. self-locking feet with adjustable base plates and fastening materials, installation instructions, individual packaging materials

Combi-pack ViConnect/O.novo: WC 5660 R0 01 + WC element, standard height, + push-plate 9224 90, see page 284

XX = Colour code to be indicated

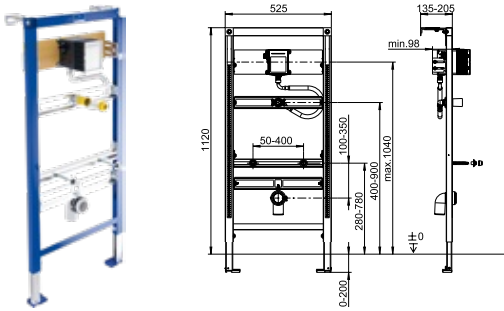
61 = Chrome, 68 = White, 69 = Brushed Chrome, AN = Black Matt, D8 = Anthracite Matt, LC = Stainless steel, N5 = White Matt, RA = Glass Glossy Grey, RB = Glass Glossy Black, RE = Glass Glossy White


VICONNECT INSTALLATION SYSTEMS

€ excl. VAT

URINAL INSTALLATION SYSTEM

for dry-wall construction, standard height

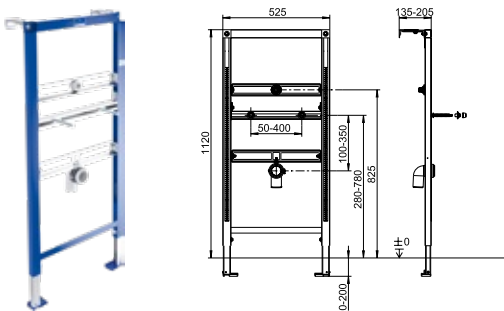



Article number	Description		pcs/ pal.	kg/ pc.
9219 89 00	525 x 1120 x 98 mm self-supporting powder-coated steel frame, fully pre-assembled		309,-	8,05

for covering with plasterboard, installation onto a solid brick wall, in dry-wall constructions etc., adjustment range of feet from unfinished floor level to upper edge of finished floor level: 0-200 mm, adjustment range front to wall: 135-205mm (when mounted on wall brackets), 4-point fastening, universally adjustable for urinal ceramics, with DN 50 (Ø 50) waste bend and sound-absorbing waste bend clamp, connection kit Ø 25, with flexible metal hose, which can be screwed by hand, with universal cartridge roughing-in set with modifiable water connections for cartridge valve, all crossbars pre-assembled, without urinal cover plate, with wall brackets, installation instructions, with 2 M8 bolts for fastening urinal including protection plugs and chromium-plated protection caps, incl. self-locking feet with adjustable base plates and fastening materials, individual packaging materials

URINAL INSTALLATION SYSTEM FOR PRODETECT

for dry-wall construction, standard height



Article number	Description		pcs/ pal.	kg/ pc.
9221 85 00	525 x 1120 x 80 mm self-supporting powder-coated steel frame, fully pre-assembled		225,-	7,15

for covering with plasterboard, installation onto a solid brick wall, in dry-wall constructions etc., adjustment range of feet from unfinished floor level to upper edge of finished floor level: 0-200 mm, adjustment range front to wall: 135-205mm (when mounted on wall brackets), 4-point fastening, universally adjustable for urinal ceramics, with 1 sound-absorbing wall duct, G 1/2 IG/G 1/2 AG, with DN 50 (Ø 50) waste bend and sound-absorbing clamp, all crossbars pre-assembled, for ceramic items with integrated controls, for surface-mounted flush valve (not included in scope of delivery), for combination with ProDetect electronic urinal control by Villeroy & Boch, with wall brackets, installation instructions, without flush plate, with 2 M8 bolts for fastening urinal including protection plugs and chromium-plated protection caps, incl. self-locking feet with adjustable base plates and fastening materials, individual packaging materials

Combi-pack ViConnect/O.novo: WC 5660 R0 01 + WC element, standard hight, + push-plate 9224 90, see page 284

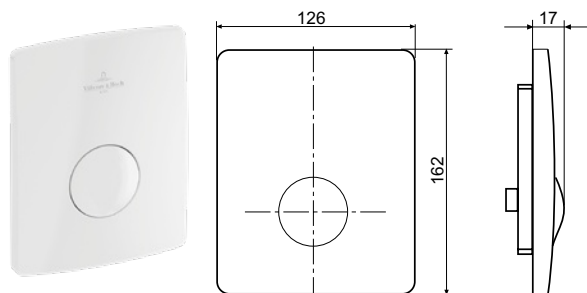
XX = Colour code to be indicated
61 = Chrome, 68 = White, 69 = Brushed Chrome, AN = Black Matt, D8 = Anthracite Matt, LC = Stainless steel, N5 = White Matt,
RA = Glass Glossy Grey, RB = Glass Glossy Black, RE = Glass Glossy White

VICONNECT INSTALLATION SYSTEMS

€ excl. VAT

URINAL FLUSH PLATE

U100

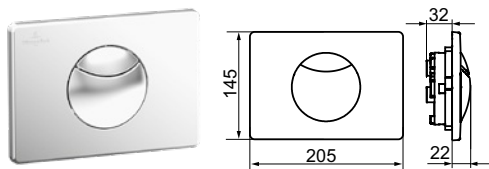


Article number	Description	61	68	69	pcs/ pal.	kg/ pc.
9219 44 XX	126 x 162 x 17 mm made of high-quality plastic, for hand-operated urinal cartridge valve technology	169,-	147,-	169,-		0,36

finished installation kit, consisting of cover plate with push button, pressure bolt, with installation frame, with pneumatic urinal cartridge valve with external thread 29 x 2 mm, with cartridge filter, operating pressure max. 10 bar, flow rate tested according to DIN EN 12541, noise class I < 20 dB (A), flushing time: 4-20 sec, infinitely adjustable, with vandal-safe special fastening of the cover plate, with fastenings, pneumatic concealed urinal flush, independent of water pressure, flow pressure min. 0.5 bar, flow pressure max. 10.0 bar, individual packaging materials

TOILET FLUSH PLATE

E100



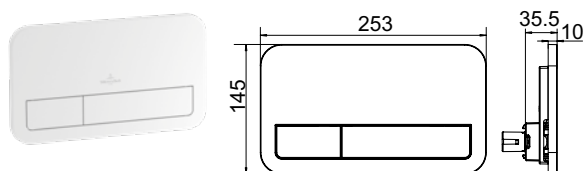
Article number	Description	61	68	69	LC	pcs/ pal.	kg/ pc.
9224 85 XX	205 x 145 x 22 mm made of high-quality plastic or stainless steel	85,-	61,-	85,-	125,-	224	0,27

support frame and fastening bolts, stainless steel flush plate with securing screw, individual packaging materials

TOILET FLUSH PLATE

E200

registered design



Article number	Description	61	68	69	pcs/ pal.	kg/ pc.
9224 90 XX	253 x 145 x 10 mm made of high-quality plastic	85,-	61,-	85,-	224	0,37

water-saving dual flush plate, flush plate frame, support frame and fastening bolts, individual packaging materials

Combi-pack ViConnect/O.novo: WC 5660 R0 01 + WC element, standard hight, + push-plate 9224 90, see page 284

XX = Colour code to be indicated
 61 = Chrome, 68 = White, 69 = Brushed Chrome, AN = Black Matt, D8 = Anthracite Matt, LC = Stainless steel, N5 = White Matt,
 RA = Glass Glossy Grey, RB = Glass Glossy Black, RE = Glass Glossy White

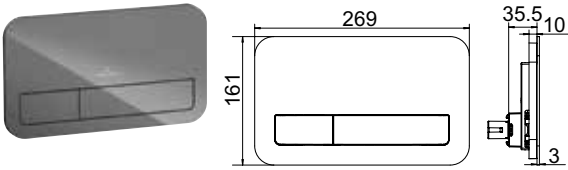
VICONNECT INSTALLATION SYSTEMS

€ excl. VAT

TOILET FLUSH PLATE

M200

registered design



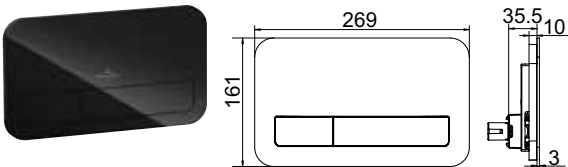
Article number	Description	RA, RB, RE	pcs/pal.	kg/pc.
9224 00 XX	269 x 161 x 13 mm surface made of high-quality safety glass	335,-		0,64

water-saving dual flush plate, flush plate frame, support frame and fastening bolts, individual packaging materials

TOILET FLUSH PLATE

L200

registered design



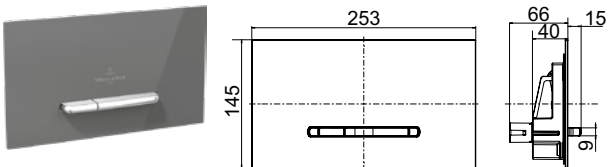
Article number	Description	RB	pcs/pal.	kg/pc.
9218 43 RB	269 x 161 x 13 mm surface made of high-quality safety glass with integrated LED lighting	583,-		0,98

water-saving dual flush plate, flush plate frame, support frame and fastening bolts, concealed transformer for 230V, 50 Hz, connection cable, concealed socket, conduit, individual packaging materials

TOILET FLUSH PLATE

M300

registered design



Article number	Description	RA, RB, RE	pcs/pal.	kg/pc.
9221 60 XX	253 x 145 x 20 mm surface made of high-quality safety glass, metal buttons (brushed stainless steel look)	338,-	192	0,66

support frame and fastening bolts, water-saving dual flush plate, individual packaging materials

Combi-pack ViConnect/O.novo: WC 5660 R0 01 + WC element, standard hight, + push-plate 9224 90, see page 284

XX = Colour code to be indicated
 61 = Chrome, 68 = White, 69 = Brushed Chrome, AN = Black Matt, D8 = Anthracite Matt, LC = Stainless steel, N5 = White Matt,
 RA = Glass Glossy Grey, RB = Glass Glossy Black, RE = Glass Glossy White

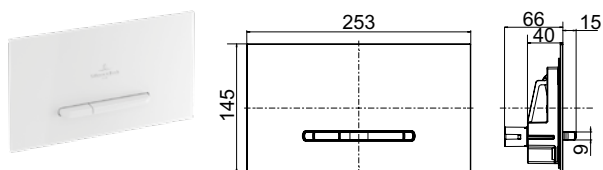
VICONNECT INSTALLATION SYSTEMS

€ excl. VAT

TOILET FLUSH PLATE

E300

registered design



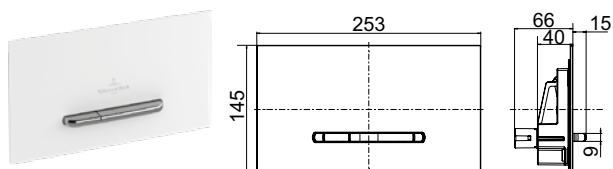
Article number	Description	61	68	69	pcs/ pal.	kg/ pc.
9221 80 XX	253 x 145 x 20 mm made of high-quality plastic	95,-	66,-	95,-	192	0,37

support frame and fastening bolts, water-saving dual flush plate, individual packaging materials

TOILET FLUSH PLATE

E300

registered design



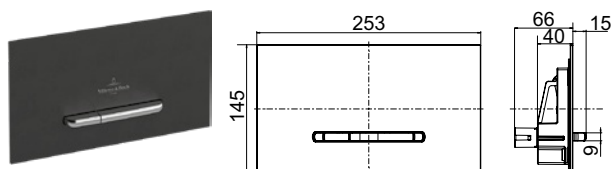
Article number	Description	68	pcs/ pal.	kg/ pc.
9221 61 XX	253 x 145 x 20 mm made of high-quality plastic, buttons in chrome	95,-	192	0,37

support frame and fastening bolts, water-saving dual flush plate, individual packaging materials

TOILET FLUSH PLATE

E300

registered design

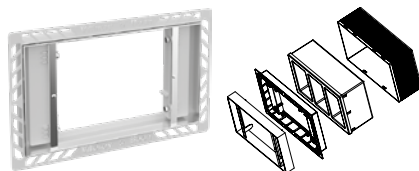


Article number	Description	AN, D8, N5	pcs/ pal.	kg/ pc.
9221 69 XX	253 x 145 x 20 mm made of high-quality plastic, buttons in matt chrome	95,-	192	0,37

support frame and fastening bolts, water-saving dual flush plate, individual packaging materials

FLUSH-MOUNTED INSTALLATION KIT

for E300, M300



Article number	Description	LC	pcs/ pal.	kg/ pc.
9221 59 XX	295 x 186 x 5-25 mm visible frame (after installation) made of brushed stainless steel	191,-	75	0,68

For flush-fit installation of flush plates E300 and M300, installation kit for flush-mounted installation inc. enlarged protection plugs

Combi-pack ViConnect/O.novo: WC 5660 R0 01 + WC element, standard hight, + push-plate 9224 90, see page 284

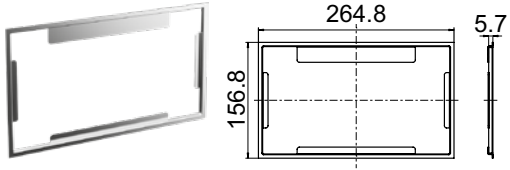
XX = Colour code to be indicated

61 = Chrome, 68 = White, 69 = Brushed Chrome, AN = Black Matt, D8 = Anthracite Matt, LC = Stainless steel, N5 = White Matt, RA = Glass Glossy Grey, RB = Glass Glossy Black, RE = Glass Glossy White

VICONNECT INSTALLATION SYSTEMS

€ excl. VAT

DISTANCE FRAME FOR FLUSH INSTALLATION SET for E300, M300



Article number	Description	LC	pcs/ pal.	kg/ pc.
9221 58 XX	265 x 157 x 0,7 mm frame made of brushed stainless steel	163,-		0,09

distance frame for covering uneven tile edges

Combi-pack ViConnect/O.novo: WC 5660 R0 01 + WC element, standard hight, + push-plate 9224 90, see page 284

XX = Colour code to be indicated

61 = Chrome, 68 = White, 69 = Brushed Chrome, AN = Black Matt, D8 = Anthracite Matt, LC = Stainless steel, N5 = White Matt,
RA = Glass Glossy Grey, RB = Glass Glossy Black, RE = Glass Glossy White

ACCESSOIRES

Sanitaryware and Bathroom Furniture

PRO.VILLEROY-BOCH.COM/TECHNICALDRAWINGS

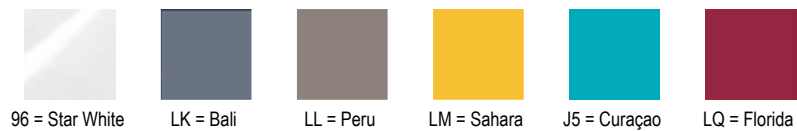
- Can be retrofitted: to match most washbasins/bidets with standard valve fit
- Flexible use thanks to separate purchasing



Ceramic colours



Cap colours



ACCESSOIRES

€ excl. VAT



CAP (OVERFLOW COVER)



Article number	Description					pcs/ pal.	kg/ pc.
7901 00 XX	silicon overflow cap, to match washbasins > 500 mm wide, recommended with the washbasins in the collections: Avento, Collaro, Subway 2.0, Venticello, <i>only available in: 96, J5, LK, LL, LM, LQ</i>	13,-	-	-	-		0,01



PUSH-TO-OPEN VALVE



Article number	Description	01	 S0	 RW		pcs/ pal.	kg/ pc.
8L03 34 XX	ceramic valve cover, to match most washbasins/bidets with standard valve fit, can be used with models with overflow function, recommended with the washbasins in the collections: Architectura, Avento, Aveo New Generation, Collaro, Evana, Hommage, Loop & Friends (only for surface-mounted washbasins), Memento, Memento 2.0, Subway 2.0, Venticello	85,-	110,-	110,-	-		0,38



CLOSABLE VALVE



Article number	Description	01	 R2	 RW, S0		pcs/ pal.	kg/ pc.
6810 00 XX	flat ceramic valve cover, to match most washbasins/bidets with standard valve fit, can be used with models with overflow function, recommended with the washbasins in the collections: Antheus (only vanity washbasin), Collaro, Memento 2.0	77,-	90,-	105,-	-		0,32

CLOSABLE VALVE



Article number	Description	01	 R2	 S0		pcs/ pal.	kg/ pc.
6806 00 XX	ceramic valve cover, to match most washbasins/bidets with standard valve fit, can be used with models with overflow function, recommended with the washbasins in the collections: Architectura, Avento, Aveo New Generation, Evana, Hommage, Memento, Subway 2.0, Venticello	77,-	90,-	105,-	-		0,44

XX = Colour code to be indicated



01 = White Alpin, R2 = Star White CeramicPlus, RW = Stone White CeramicPlus, S0 = Glossy Black CeramicPlus

ACCESSOIRES

€ excl. VAT



UNCLOSABLE OUTLET VALVE



Article number	Description	01	 R2	 RW, S0		pcs/ pal.	kg/ pc.
6808 00 XX	flat ceramic valve cover Please note: unclosable outlet valve must be used with models without overflow, to match most washbasins/bidets with standard valve fit, recommended with the washbasins in the collections: Antheus, Artis, Collaro, Memento 2.0	77,-	90,-	105,-	-		0.33

UNCLOSABLE OUTLET VALVE



Article number	Description	01	 R2	 RW, S0		pcs/ pal.	kg/ pc.
6809 00 XX	ceramic valve cover Please note: unclosable outlet valve must be used with models without overflow, to match most washbasins/bidets with standard valve fit, recommended with the washbasins in the collections: Architectura, Artis, Avento, Aveo New Generation, Hommage, Memento, Memento 2.0, Subway 2.0, Venticello	77,-	90,-	105,-	-	40	0.34

UNCLOSABLE OUTLET VALVE



Article number	Description					pcs/ pal.	kg/ pc.
8798 90 61	Please note: unclosable outlet valve must be used with models without overflow, chrome, recommended with the washbasins in the collections: Architectura, Artis, Avento, Aveo New Generation, Hommage, Memento, Memento 2.0, Subway 2.0, Venticello	71,-	-	-	-		0.38

UNCLOSABLE OUTLET VALVE



Article number	Description					pcs/ pal.	kg/ pc.
8798 50 61	Please note: unclosable outlet valve must be used with models without overflow, chrome, recommended for the washbasins in the collections: Loop & Friends (only for built-in/undercounter washbasins), Memento	71,-	-	-	-		0.34

XX = Colour code to be indicated

01 = White Alpin, R2 = Star White CeramicPlus, RW = Stone White CeramicPlus, S0 = Glossy Black CeramicPlus

ACCESSOIRES

€ excl. VAT

EASY ACCESS SIPHON



Article number	Description					pcs/ pal.	kg/ pc.
9219 88 00	siphon with detachable odour trap and receptacle, with integrated Push Open valve, distance between ceramic underside and centre of the outlet must be between min. 115 mm and max. 160 mm, to match most washbasins with overflow function, recommended with the washbasins in the collections: Architectura, Avento, Collaro, Memento 2.0, Memento, O.novo, Subway 2.0, Venticello	84,-	-	-	-		0,44



VIFLOW CONCEALED OVERFLOW



Article number	Description		plus	plus		pcs/ pal.	kg/ pc.
9223 77 XX	Outlet and overflow system with ceramic valve cover, recommended for vanity washbasins without an overflow hole in the collection: Antheus, Memento 2.0, Collaro	01	R2	RW			0,53
		Viflow	151,-	177,-	205,-	-	

ACCESSOIRES

€ excl. VAT

DRAWER LIGHTING	
	
	
Article number	FB20 00 00
Description	Drawer lighting with movement sensor and battery
For combination with	Furniture from all collections
	85,-

XX = Colour code to be indicated

WC-SEATS AND COVERS

€ excl. VAT

AMADEA TOILET SEAT AND COVER

Article is only available from existing stocks. Please check availability before ordering.



Article number	Description	01	R1		pcs/ pal.	kg/ pc.
8810 61 XX	hinges in stainless steel	-	332,-	-	60	3,8

ARRIBA TOILET SEAT AND COVER

Article is only available from existing stocks. Please check availability before ordering.



Article number	Description	01	R1		pcs/ pal.	kg/ pc.
8826 61 01	hinges in stainless steel	211,-	-	-	60	3,2

AVEO NEW GENERATION TOILET SEAT AND COVER

Article is only available from existing stocks. Please check availability before ordering.



Article number	Description	01	R1		pcs/ pal.	kg/ pc.
9M57 S1 XX	with QuickRelease and SoftClosing hinges, hinges in stainless steel	-	328,-	-	40	3,3

BELLEVUE TOILET SEAT AND COVER

Article is only available from existing stocks. Please check availability before ordering.



Article number	Description	01	R1		pcs/ pal.	kg/ pc.
98M2 S1 R1	with QuickRelease and SoftClosing hinges, hinges in stainless steel	-	412,-	-		3,82

CENTURY TOILET SEAT AND COVER

Article is only available from existing stocks. Please check availability before ordering.



Article number	Description	01	R1		pcs/ pal.	kg/ pc.
8843 61 R1	hinges in stainless steel	-	218,-	-	40	3,42
8843 K1 R1	hinges in stainless steel	-	253,-	-		3,42

XX = Colour code to be indicated

WC-SEATS AND COVERS

€ excl. VAT

GRANGRACIA TOILET SEAT AND COVER

Article is only available from existing stocks. Please check availability before ordering.



Article number	Description	01	R1		pcs/ pal.	kg/ pc.
8822 61 01	hinges in stainless steel	246,-	-	-	90	3,48

LA BELLE TOILET SEAT AND COVER

Article is only available from existing stocks. Please check availability before ordering.



Article number	Description	01	R1		pcs/ pal.	kg/ pc.
9M12 S1 XX	with QuickRelease and SoftClosing hinges, hinges in stainless steel	-	360,-	-	40	3,5

LA BELLE BIDET SEAT

Article is only available from existing stocks. Please check availability before ordering.



Article number	Description	01	R1		pcs/ pal.	kg/ pc.
9M14 00 XX		-	235,-	-	40	1,9

LIFETIME TOILET SEAT AND COVER

Article is only available from existing stocks. Please check availability before ordering.



Article number	Description	01	R1		pcs/ pal.	kg/ pc.
9M02 S1 XX	with QuickRelease and SoftClosing hinges, hinges in stainless steel	268,-	-	-	40	3,96

MEMENTO TOILET SEAT AND COVER

Article is only available from existing stocks. Please check availability before ordering.



Article number	Description	01	R1		pcs/ pal.	kg/ pc.
9M17 S1 XX	with QuickRelease and SoftClosing hinges, hinges in stainless steel	-	274,-	-	40	3,65

XX = Colour code to be indicated

WC-SEATS AND COVERS

€ excl. VAT

OBLIC TOILET SEAT AND COVER

Article is only available from existing stocks. Please check availability before ordering.



Article number	Description	01	R1		pcs/ pal.	kg/ pc.
8846 61 01	hinges in stainless steel	200,-	-	-	90	4

PURE STONE TOILET SEAT AND COVER

Article is only available from existing stocks. Please check availability before ordering.



Article number	Description	01	R1		pcs/ pal.	kg/ pc.
98M1 S1 R1	with QuickRelease and SoftClosing hinges, hinges in stainless steel	-	384,-	-	40	4

SENTIQUE TOILET SEAT AND COVER

Article is only available from existing stocks. Please check availability before ordering.



Article number	Description	01	R1		pcs/ pal.	kg/ pc.
98M8 S1 XX	with QuickRelease and SoftClosing hinges, hinges in stainless steel	268,-	-	-	40	4,02

XX = Colour code to be indicated

SHOWERS



ACRYLIC & QUARYL COLOURS

01 White Alpine



96 Star White



MATT COLOURS (Shower trays Planeo, Squaro, Squaro Infinity, Architectura MetalRim - Colorline & MetalRim outlet cover)

1S Anthracite



2S Crème



3S Grey



4S Brown



RW Stone White



STONELOOK COLOURS (Planeo shower trays)

1N Nature Anthracite



2N Nature Creme



3N Nature Grey



4N Nature Sand



5N Nature White



CERAMIC COLOURS

01 White Alpine



TP Taupe



W9 Ardoise



SUBWAY INFINITY VIPRINT DESIGNS

C0 Townhouse



C1 Abbey Grey



C2 Abbey Blue



C3 Palazzo



D0 Star Flower



D1 Sinus Black



D2 Sinus White



D3 Eternity



C6 Drift Wood



C7 Highland Stone



C8 Nordic Creek



C9 Blue Lagoon



B6 Upper Side
Creme-Effect



B9 Upper Side
Anthracite-Effect



A7 Bernina
Beige-Effect



A8 Bernina Anthra-
cite-Effect



A1 Lodge Beige-Ef-
fect



A6 Lodge Dark
Brown



A2 X-Plane
Creme-Effect



A3 X-Plane
Anthracite-Effect



OUTLET COVER FOR SHOWER TRAYS

61 Chrome-plated



68 White



69 Brushed Chrome



OUTLET COVER FOR SHOWER TRAYS PLANE0

Geometrics



Bubbles



Twister



Leaves



Snowflakes



Pure Metal



Pure White



Pure Anthracite



Pure Creme



Pure Grey



Pure Sand



Pure Stone White



Anthracite



Creme



Grey



Brown



Stone White



INDEX - SHOWER TRAYS

GENERAL INFORMATION

How to use this price list	2
Numerical index Wellness	763-764
Changes to the range - Wellness	8
Wellness colour survey	13

OVERVIEWS

Shower trays according to shape and dimension	390-397
---	---------

SHOWER TRAYS (CERAMIC)

Lifetime Plus	Mainstream	398
O.novo Plus	Profi	399-400
O.novo	Profi	400-402
Subway Infinity	Mainstream	403-416

SHOWER TRAYS (QUARYL®)

Furion Flat	Mainstream	417-418
Squaro Superflat	Mainstream	419-420
Squaro Infinity	Mainstream	421-430

SHOWER TRAYS (ACRYLIC)

Architectura MetalRim	Profi	431-438
O.novo	Profi	439-441
Planeo	Profi	442-448
Subway	Profi	449-450

ACCESSORIES SHOWER TRAYS








ViFrame	451
---------	-----








OVERVIEW OF SHOWER TRAYS ACCORDING TO SHAPE AND DIMENSION

OVERVIEW

Quarter circle, Length 800 mm Width: 800 mm		Quarter circle, Length 900 mm Width: 900 mm Width: 900 mm Width: 900 mm			Quarter circle, Length 1000 mm Width: 1000 mm		Rectangle, Length 800 mm Width: 700 mm Width: 700 mm	
								
O.novo Plus ○ 6213 C3 (400)	O.novo ○ 6209 90 (402)	O.novo ● UDA0906DEN4V (441)	O.novo Plus ○ 6213 D4 (400)	O.novo Plus ○ 6213 G5 (400)	Squaro Infinity ● UDQ8070SQI2LV (424)	Squaro Infinity ● UDQ8070SQI2RV (425)		

Rectangle, Length 800 mm Width: 700 mm Width: 750 mm Width: 750 mm Width: 750 mm				Rectangle, Length 900 mm Width: 750 mm Width: 700 mm Width: 700 mm				
								
Squaro Infinity ● UDQ8070SQI2IV (427)	Squaro Infinity ● UDQ8075SQI2RV (425)	Squaro Infinity ● UDQ8075SQI2LV (424)	Squaro Infinity ● UDQ8075SQI2IV (427)	Subway Infinity ○ 6229 C2 (413)	Architectura ● UDA9070ARA215V (434)	Architectura ● UDA9070ARA248V (438)		

Rectangle, Length 900 mm Width: 700 mm Width: 700 mm Width: 700 mm Width: 700 mm Width: 700 mm Width: 750 mm Width: 750 mm						
						
O.novo Plus ○ 6210 D1 (399)	Squaro Infinity ● UDQ9070SQI2BV (426)	Subway Infinity ○ 6229 F1 (410)	Subway Infinity ○ 6229 G1 (412)	Subway Infinity ○ 6229 H1 (413)	Architectura ● UDA9075ARA248V (438)	Architectura ● UDA9075ARA215V (434)

Rectangle, Length 900 mm Width: 750 mm Width: 750 mm Width: 750 mm Width: 750 mm Width: 750 mm Width: 750 mm Width: 800 mm						
						
O.novo Plus ○ 6210 D2 (399)	Planeo ● UDA9075PLA2V (448)	Squaro Infinity ● UDQ9075SQI2BV (426)	Subway Infinity ○ 6229 G2 (412)	Subway Infinity ○ 6229 F2 (410)	Subway Infinity ○ 6229 H2 (413)	Architectura ● UDA9080ARA215V (434)

Rectangle, Length 900 mm Width: 800 mm Width: 800 mm Width: 800 mm Width: 800 mm Width: 800 mm Width: 800 mm						Rectangle, Length 1000 mm Width: 700 mm
						
Architectura ● UDA9080ARA248V (438)	O.novo ● UDA9806DEN2V (440)	Planeo ● UDA9080PLA2V (448)	Squaro Infinity ● UDQ9080SQI2V (423)	Subway Infinity ○ 6229 E3 (408)	Subway Infinity ○ 6228 H3 (413)	Architectura ● UDA1070ARA248V (438)

Material
 ● QUARYL® ● ACRYLIC ○ CERAMICS

OVERVIEW OF SHOWER TRAYS ACCORDING TO SHAPE AND DIMENSION

OVERVIEW

Rectangle, Length 1000 mm

Width: 700 mm	Width: 700 mm	Width: 700 mm	Width: 700 mm	Width: 700 mm	Width: 700 mm	Width: 750 mm
Architectura ● UDA1070ARA215V (434)	Squaro Infinity ● UDQ1070SQI2RV (425)	Squaro Infinity ● UDQ1070SQI2IV (427)	Squaro Infinity ● UDQ1070SQI2LV (424)	Subway Infinity ○ 6229 K1 (409)	Subway Infinity ○ 6230 L1 (413)	Architectura ● UDA1075ARA215V (434)

Rectangle, Length 1000 mm

Width: 750 mm	Width: 750 mm	Width: 750 mm	Width: 750 mm	Width: 750 mm	Width: 750 mm	Width: 750 mm
Architectura ● UDA1075ARA248V (438)	Planeo ● UDA1075PLA2V (448)	Squaro Infinity ● UDQ1075SQI2LV (424)	Squaro Infinity ● UDQ1075SQI2RV (425)	Squaro Infinity ● UDQ1075SQI2IV (427)	Subway Infinity ○ 6229 K2 (409)	Subway Infinity ○ 6230 L2 (413)

Rectangle, Length 1000 mm

Width: 800 mm	Width: 800 mm	Width: 800 mm	Width: 800 mm	Width: 800 mm	Width: 800 mm	Width: 800 mm
Architectura ● UDA1080ARA215V (434)	Architectura ● UDA1080ARA248V (438)	Furion Flat ● UDQ1800FFL2V (418)	Lifetime Plus ○ 6223 J3 (398)	O.novo ● UDA1806DEN2V (440)	O.novo ○ 6061 80 (400)	O.novo Plus ○ 6210 G3 (399)

Rectangle, Length 1000 mm

Width: 800 mm	Width: 800 mm	Width: 800 mm	Width: 800 mm	Width: 800 mm	Width: 900 mm	Width: 900 mm
Planeo ● UDA1080PLA2V (448)	Squaro Infinity ● UDQ1080SQI2BV (426)	Subway ● UDA1835SUB2V (450)	Subway Infinity ○ 6230 L3 (413)	Subway Infinity ○ 6229 J3 (407)	Architectura ● UDA1090ARA215V (434)	Architectura ● UDA1090ARA248V (438)

Rectangle, Length 1000 mm

Width: 900 mm	Width: 900 mm	Width: 900 mm
Planeo ● UDA1090PLA2V (448)	Squaro Infinity ● UDQ1090SQI2V (423)	Subway Infinity ○ 6228 K4 (408)

Rectangle, Length 1100 mm

Width: 700 mm	Width: 700 mm	Width: 750 mm	Width: 750 mm
Squaro Infinity ● UDQ1170SQI2LV (424)	Squaro Infinity ● UDQ1170SQI2RV (425)	Squaro Infinity ● UDQ1175SQI2IV (427)	Squaro Infinity ● UDQ1175SQI2RV (425)

Material

- QUARYL®
- ACRYLIC
- CERAMICS

OVERVIEW OF SHOWER TRAYS ACCORDING TO SHAPE AND DIMENSION

OVERVIEW

Rectangle, Length 1100 mm

Width: 750 mm

Width: 800 mm

Width: 800 mm

Width: 800 mm

Width: 900 mm

Width: 900 mm

Width: 900 mm



Squaro Infinity ●
UDQ1175SQI2LV (424)

Squaro Infinity ●
UDQ1180SQI2LV (424)

Squaro Infinity ●
UDQ1180SQI2RV (425)

Squaro Infinity ●
UDQ1180SQI2IV (427)

Squaro Infinity ●
UDQ1190SQI2LV (424)

Squaro Infinity ●
UDQ1190SQI2RV (425)

Squaro Infinity ●
UDQ1190SQI2IV (427)

Rectangle, Length 1100 mm

Rectangle, Length 1200 mm

Width: 900 mm

Width: 700 mm



Width: 700 mm

Width: 700 mm

Width: 700 mm

Width: 750 mm

Width: 750 mm



Subway Infinity ○
6230 M4 (408)

Architectura ●
UDA1270ARA215V (433)

Architectura ●
UDA1270ARA248V (437)

Squaro Infinity ●
UDQ1270SQI2BV (426)

Subway Infinity ○
6231 Q1 (413)

Architectura ●
UDA1275ARA215V (433)

Architectura ●
UDA1275ARA248V (437)

Rectangle, Length 1200 mm

Width: 750 mm

Width: 750 mm





Width: 750 mm

Width: 750 mm

Width: 800 mm

Width: 800 mm

Width: 800 mm



Planeo ●
UDA1275PLA2V (447)

Squaro Infinity ●
UDQ1275SQI2BV (426)

Subway Infinity ○
6230 P2 (409)

Subway Infinity ○
6231 Q2 (413)

Architectura ●
UDA1280ARA248V (437)

Architectura ●
UDA1280ARA215V (433)

Furion Flat ●
UDQ1280FFL2V (418)

Rectangle, Length 1200 mm

Width: 800 mm

Width: 800 mm



Width: 800 mm

Width: 800 mm

Width: 800 mm

Width: 800 mm

Width: 800 mm



Lifetime Plus ○
6223 N3 (398)

O.novo ○
6222 12 (400)

O.novo Plus ○
6210 K3 (399)

Planeo ●
UDA1280PLA2V (447)

Squaro Infinity ●
UDQ1280SQI2V (423)

Subway Infinity ○
6230 P3 (409)

Subway Infinity ○
6231 Q3 (413)

Rectangle, Length 1200 mm

Width: 900 mm

Width: 900 mm



Width: 900 mm

Width: 900 mm

Width: 900 mm

Width: 900 mm

Width: 900 mm



Architectura ●
UDA1290ARA215V (433)

Architectura ●
UDA1290ARA248V (437)

Furion Flat ●
UDQ1290FFL2V (418)

Lifetime Plus ○
6223 N4 (398)

O.novo ○
6062 90 (400)

O.novo ●
UDA1296DEN2V (440)

O.novo Plus ○
6210 G4 (399)

Material

● QUARYL®

● ACRYLIC

○ CERAMICS

OVERVIEW OF SHOWER TRAYS ACCORDING TO SHAPE AND DIMENSION

OVERVIEW

Rectangle, Length 1200 mm

Width: 900 mm

Width: 900 mm

Width: 900 mm



Width: 900 mm

Width: 900 mm

Width: 900 mm

Rectangle, Length 1300 mm

Width: 700 mm



Planeo ●

Squaro ●

Squaro Infinity ●

Subway ●

Subway Infinity ○

Subway Infinity ○

Squaro Infinity ●

UDA1290PLA2V (447)

UDQ1290SQR2V (420)

UDQ1290SQI2V (423)

UDA1293SUB2V (450)

6230 N4 (407)

6232 N4 (413)

UDQ1370SQI2IV (427)

Rectangle, Length 1300 mm

Width: 700 mm

Width: 700 mm

Width: 750 mm

Width: 750 mm

Width: 750 mm

Width: 800 mm

Width: 800 mm



Squaro Infinity ●

Squaro Infinity ●

Squaro Infinity ●

Squaro Infinity ●

Squaro Infinity ●

Squaro Infinity ●

Squaro Infinity ●

UDQ1370SQI2RV (425)

UDQ1370SQI2LV (424)

UDQ1375SQI2IV (427)

UDQ1375SQI2RV (425)

UDQ1375SQI2LV (424)

UDQ1380SQI2IV (427)

UDQ1380SQI2LV (424)

Rectangle, Length 1300 mm

Width: 800 mm

Width: 900 mm

Width: 900 mm




Width: 900 mm

Width: 900 mm

Rectangle, Length 1400 mm

Width: 700 mm

Width: 700 mm



Squaro Infinity ●

Squaro Infinity ●

Squaro Infinity ●

Squaro Infinity ●

Subway Infinity ○

Architectura ●

Architectura ●

UDQ1380SQI2RV (425)

UDQ1390SQI2RV (425)

UDQ1390SQI2IV (427)

UDQ1390SQI2LV (424)

6231 R4 (408)

UDA1470ARA215V (433)

UDA1470ARA248V (437)

Rectangle, Length 1400 mm

Width: 700 mm

Width: 750 mm



Width: 750 mm

Width: 750 mm

Width: 750 mm

Width: 750 mm

Width: 750 mm



Squaro Infinity ●

Architectura ●

Architectura ●

Planeo ●

Squaro Infinity ●

Subway Infinity ○

Subway Infinity ○

UDQ1470SQI2BV (426)

UDA1475ARA215V (433)

UDA1475ARA248V (437)

UDA1475PLA2V (447)

UDQ1475SQI2BV (426)

6231 T2 (409)

6232 V2 (413)

Rectangle, Length 1400 mm

Width: 800 mm

Width: 800 mm





Width: 800 mm

Width: 800 mm

Width: 800 mm

Width: 800 mm

Width: 800 mm



Architectura ●

Architectura ●

Lifetime Plus ○

Planeo ●

Squaro Infinity ●

Subway Infinity ○

Subway Infinity ○

UDA1480ARA248V (437)

UDA1480ARA215V (433)

6223 S3 (398)

UDA1480PLA2V (447)

UDQ1480SQI2V (423)

6232 V3 (413)

6231 T3 (409)

Material

● QUARYL®

● ACRYLIC

○ CERAMICS

OVERVIEW OF SHOWER TRAYS ACCORDING TO SHAPE AND DIMENSION

OVERVIEW

Rectangle, Length 1400 mm

Width: 900 mm	Width: 900 mm	Width: 900 mm	Width: 900 mm	Width: 900 mm	Width: 900 mm	Width: 900 mm
Architectura ● UDA1490ARA215V (433)	Architectura ● UDA1490ARA248V (437)	Furion Flat ● UDQ1490FFL2V (418)	Lifetime Plus ○ 6223 S4 (398)	Planeo ● UDA1490PLA2V (447)	Squaro ● UDQ1490SQR2V (419)	Squaro Infinity ● UDQ1490SQI2V (423)

Rectangle, Length 1400 mm

Width: 900 mm	Width: 900 mm	Width: 900 mm	Width: 1000 mm	Width: 1000 mm	Width: 700 mm	Width: 700 mm
Subway ● UDA1493SUB2V (450)	Subway Infinity ○ 6231 S4 (407)	Subway Infinity ○ 6232 V4 (413)	Planeo ● UDA1410PLA2V (447)	Squaro Infinity ● UDQ1410SQI2V (427)	Squaro Infinity ● UDQ1570SQI2LV (424)	Squaro Infinity ● UDQ1570SQI2RV (425)

Rectangle, Length 1500 mm

Rectangle, Length 1500 mm

Width: 700 mm	Width: 750 mm	Width: 750 mm	Width: 750 mm	Width: 750 mm	Width: 800 mm	Width: 800 mm
Squaro Infinity ● UDQ1570SQI2IV (427)	Squaro Infinity ● UDQ1575SQI2LV (424)	Squaro Infinity ● UDQ1575SQI2IV (427)	Squaro Infinity ● UDQ1575SQI2RV (425)	Subway Infinity ○ 6232 32 (413)	Architectura ● UDA1580ARA215V (433)	Architectura ● UDA1580ARA248V (437)

Rectangle, Length 1500 mm

Width: 800 mm	Width: 800 mm	Width: 800 mm	Width: 800 mm	Width: 800 mm	Width: 900 mm	Width: 900 mm
Planeo ● UDA1580PLA2V (446)	Squaro Infinity ● UDQ1580SQI2IV (427)	Squaro Infinity ● UDQ1580SQI2RV (425)	Squaro Infinity ● UDQ1580SQI2LV (424)	Subway Infinity ○ 6232 33 (413)	Architectura ● UDA1590ARA215V (433)	Architectura ● UDA1590ARA248V (437)

Rectangle, Length 1500 mm

Width: 900 mm	Width: 900 mm	Width: 900 mm	Width: 900 mm	Width: 900 mm	Width: 900 mm	Width: 900 mm
Planeo ● UDA1590PLA2V (446)	Squaro Infinity ● UDQ1590SQI2IV (427)	Squaro Infinity ● UDQ1590SQI2LV (424)	Squaro Infinity ● UDQ1590SQI2RV (425)	Subway Infinity ○ 6232 24 (412)	Subway Infinity ○ 6232 34 (413)	Subway Infinity ○ 6232 14 (410)

Material
 ● QUARYL® ● ACRYLIC ○ CERAMICS

OVERVIEW OF SHOWER TRAYS ACCORDING TO SHAPE AND DIMENSION

OVERVIEW

Rectangle, Length 1500 mm

Width: 1000 mm	Width: 1000 mm	Width: 1000 mm	Width: 1000 mm	Width: 1000 mm	Width: 700 mm	Width: 700 mm
Architettura ● UDA1510ARA215V (433)	Architettura ● UDA1510ARA248V (437)	Planeo ● UDA1510PLA2V (446)	Squaro Infinity ● UDQ1510SQI2IV (427)	Subway Infinity ○ 6232 W5 (408)	Architettura ● UDA1670ARA215V (432)	Architettura ● UDA1670ARA248V (436)

Rectangle, Length 1600 mm

Width: 700 mm	Width: 750 mm	Width: 750 mm	Width: 750 mm	Width: 800 mm	Width: 800 mm	Width: 800 mm
Squaro Infinity ● UDQ1670SQI2BV (426)	Architettura ● UDA1675ARA215V (432)	Architettura ● UDA1675ARA248V (436)	Squaro Infinity ● UDQ1675SQI2BV (426)	Architettura ● UDA1680ARA215V (432)	Architettura ● UDA1680ARA248V (436)	Planeo ● UDA1680PLA2V (446)

Rectangle, Length 1600 mm

Width: 800 mm	Width: 900 mm	Width: 900 mm	Width: 900 mm	Width: 900 mm	Width: 900 mm	Width: 900 mm
Squaro Infinity ● UDQ1680SQI2V (423)	Architettura ● UDA1690ARA215V (432)	Architettura ● UDA1690ARA248V (436)	Futurion Flat ● UDQ1690FFL2V (418)	Planeo ● UDA1690PLA2V (446)	Squaro ● UDQ1690SQR2V (419)	Squaro Infinity ● UDQ1690SQI2V (423)

Rectangle, Length 1600 mm

Width: 900 mm	Width: 900 mm	Width: 1000 mm	Width: 1000 mm	Width: 1000 mm	Width: 1000 mm	Width: 1000 mm
Subway ● UDA1693SUB2V (450)	Subway Infinity ○ 6232 54 (409)	Planeo ● UDA1610PLA2V (446)	Squaro Infinity ● UDQ1610SQI2LV (424)	Squaro Infinity ● UDQ1610SQI2RV (425)	Squaro Infinity ● UDQ1610SQI2IV (427)	Subway Infinity ○ 6232 45 (407)

Rectangle, Length 1700 mm

Width: 700 mm	Width: 700 mm	Width: 700 mm	Width: 700 mm	Width: 700 mm	Width: 750 mm	Width: 750 mm
Architettura ● UDA1770ARA248V (436)	Architettura ● UDA1770ARA215V (432)	Squaro Infinity ● UDQ1770SQI2LV (424)	Squaro Infinity ● UDQ1770SQI2IV (427)	Squaro Infinity ● UDQ1770SQI2RV (425)	Architettura ● UDA1775ARA215V (432)	Architettura ● UDA1775ARA248V (436)

Material

- QUARYL®
- ACRYLIC
- CERAMICS

OVERVIEW OF SHOWER TRAYS ACCORDING TO SHAPE AND DIMENSION

OVERVIEW

Rectangle, Length 1700 mm

Width: 750 mm	Width: 750 mm	Width: 750 mm	Width: 800 mm	Width: 800 mm	Width: 800 mm	Width: 800 mm
Squaro Infinity ● UDQ1775SQI2RV (425)	Squaro Infinity ● UDQ1775SQI2IV (427)	Squaro Infinity ● UDQ1775SQI2LV (424)	Architectura ○ UDA1780ARA248V (436)	Architectura ○ UDA1780ARA215V (432)	Planeo ○ UDA1780PLA2V (445)	Squaro ● UDQ1780SQR2V (419)

Rectangle, Length 1700 mm

Width: 800 mm	Width: 800 mm	Width: 800 mm	Width: 900 mm	Width: 900 mm	Width: 900 mm	Width: 900 mm
Squaro Infinity ● UDQ1780SQI2IV (427)	Squaro Infinity ● UDQ1780SQI2RV (425)	Squaro Infinity ● UDQ1780SQI2LV (424)	Architectura ○ UDA1790ARA215V (432)	Architectura ○ UDA1790ARA248V (436)	Planeo ○ UDA1790PLA2V (445)	Squaro Infinity ● UDQ1790SQI2IV (427)

Rectangle, Length 1700 mm

Width: 900 mm	Width: 900 mm	Width: 1000 mm	Width: 1000 mm	Width: 1000 mm	Rectangle, Length 1800 mm	
					Width: 700 mm	Width: 750 mm
Squaro Infinity ● UDQ1790SQI2LV (424)	Squaro Infinity ● UDQ1790SQI2RV (425)	Squaro Infinity ● UDQ1710SQI2RV (425)	Squaro Infinity ● UDQ1710SQI2IV (427)	Squaro Infinity ● UDQ1710SQI2LV (424)	Squaro Infinity ● UDQ1870SQI2BV (426)	Squaro Infinity ● UDQ1875SQI2BV (426)

Rectangle, Length 1800 mm

Width: 800 mm	Width: 800 mm	Width: 800 mm	Width: 800 mm	Width: 900 mm	Width: 900 mm	Width: 900 mm
Architectura ○ UDA1880ARA215V (432)	Architectura ○ UDA1880ARA248V (436)	Planeo ○ UDA1880PLA2V (445)	Squaro Infinity ● UDQ1880SQI2V (423)	Architectura ○ UDA1890ARA215V (432)	Architectura ○ UDA1890ARA248V (436)	Futurion Flat ● UDQ1890FFL2V (418)

Rectangle, Length 1800 mm

Width: 900 mm	Width: 900 mm	Width: 900 mm	Width: 900 mm	Width: 1000 mm	Width: 1000 mm	Square, Length 700 mm
						Width: 700 mm
Planeo ○ UDA1890PLA2V (445)	Squaro ● UDQ1890SQR2V (419)	Squaro Infinity ● UDQ1890SQI2BV (426)	Subway ○ UDA1893SUB2V (450)	Planeo ○ UDA1810PLA2V (445)	Squaro Infinity ● UDQ1810SQI2V (423)	O.novo ○ 6028 A7 (402)

Material

- QUARYL®
- ACRYLIC
- CERAMICS

OVERVIEW OF SHOWER TRAYS ACCORDING TO SHAPE AND DIMENSION

OVERVIEW

Square, Length 800 mm

Width: 800 mm	Width: 800 mm	Width: 800 mm	Width: 800 mm	Width: 800 mm	Width: 800 mm	Width: 800 mm
Architectura ● UDA8080ARA115V (431)	Architectura ● UDA8080ARA148V (435)	Lifetime Plus ○ 6223 B3 (398)	O.novo ○ 6215 80 (401)	O.novo ● UDA0806DEN1V (439)	O.novo Plus ○ 6210 C3 (399)	Planeo ● UDA8080PLA1V (444)

Square, Length 800 mm

Width: 800 mm	Width: 800 mm	Width: 800 mm	Width: 800 mm
Squaro Infinity ● UDQ8080SQ1RV (425)	Squaro Infinity ● UDQ8080SQ1LV (424)	Squaro Infinity ● UDQ8080SQ1IV (427)	Subway Infinity ○ 6228 C3 (413)

Square, Length 900 mm

Width: 900 mm	Width: 900 mm	Width: 900 mm
Architectura ● UDA9090ARA148V (435)	Architectura ● UDA9090ARA115V (431)	Futurion Flat ● UDQ0900FFL1V (417)

Square, Length 900 mm

Width: 900 mm	Width: 900 mm	Width: 900 mm	Width: 900 mm	Width: 900 mm	Width: 900 mm	Width: 900 mm
Lifetime Plus ○ 6223 D4 (398)	O.novo ○ 6221 90 (401)	O.novo ● UDA0906DEN1V (439)	O.novo Plus ○ 6210 D4 (399)	Planeo ● UDA9090PLA1V (444)	Squaro ● UDQ0910SQR1V (419)	Squaro Infinity ● UDQ9090SQ1V (423)

Square, Length 900 mm

Width: 900 mm	Width: 900 mm	Width: 900 mm
Subway ● UDA0935SUB1V (449)	Subway Infinity ○ 6228 H4 (413)	Subway Infinity ○ 6228 F4 (411)

Square, Length 1000 mm

Width: 1000 mm	Width: 1000 mm	Width: 1000 mm	Width: 1000 mm	Width: 1000 mm	Width: 1000 mm
Architectura ● UDA1010ARA115V (431)	Architectura ● UDA1010ARA148V (435)	Lifetime Plus ○ 6223 J5 (398)	O.novo ● UDA1006DEN1V (439)	O.novo ● UDA1010ARA115V (431)	O.novo ● UDA1010ARA148V (435)

Square, Length 1000 mm

Width: 1000 mm	Width: 1000 mm	Width: 1000 mm	Width: 1000 mm	Width: 1000 mm	Width: 1000 mm	Width: 1000 mm
O.novo ○ 6060 10 (401)	O.novo Plus ○ 6210 G5 (399)	Planeo ● UDA1010PLA1V (444)	Squaro ● UDQ1010SQR1V (419)	Squaro Infinity ● UDQ1010SQ1V (423)	Subway ● UDA1035SUB1V (449)	Subway Infinity ○ 6228 J5 (407)

Material

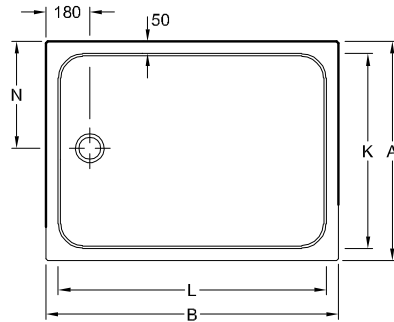
- QUARYL®
- ACRYLIC
- CERAMICS

LIFETIME PLUS (Rectangle), Ceramic

€ excl. VAT

Technical information:

Ceramic available in White Alpin (01) with anti-slip class B (PN18), Taupe (TP) and Ardoise (W9) with anti-slip class A (PN12).
Extra-flat design for surface-mounting or flush-fit installation.
4 sides glazed
The installation height of the shower can be reduced by 30mm if outlet fitting 9226 00 XX is used.
Please note: this outlet fitting does not conform to EN 274.



Article no.	A	B	K	L	N	T
6223 S4 XX	900	1400	800	1300	450	18
6223 S3 XX	800	1400	700	1300	400	18
6223 N4 XX	900	1200	800	1100	450	18
6223 N3 XX	800	1200	700	1100	400	18
6223 J3 XX	800	1000	700	900	400	18

Article number	Size l x w x h	Weight (kg)	Waste ø	01	TP, W9	pcs/ pal.
6223 S4 XX	1400 x 900 x 35 mm	49,45	90	722,-	830,-	10
6223 S3 XX	1400 x 800 x 35 mm	41,65		707,-	813,-	10
6223 N4 XX	1200 x 900 x 35 mm	37,2		682,-	784,-	10
6223 N3 XX	1200 x 800 x 35 mm	34,7		642,-	738,-	10
6223 J3 XX	1000 x 800 x 35 mm	30,3		618,-	710,-	10

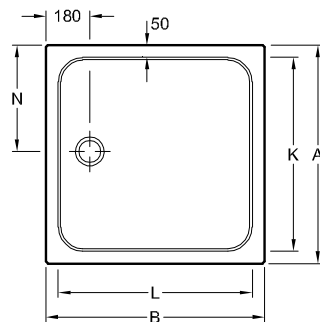
Accessories for shower trays

Article number	Description	61, 68, 69
9225 00 XX	Tempoplex Plus outlet Ø 90mm (on request) (please specify colour for the outlet cover included)	96,-
9226 00 XX	Tempoplex Plus outlet Compact Ø 90mm (on request) (please specify colour for the outlet cover included)	100,-
9226 02 XX	Spare outlet cover (on request)	32,-

LIFETIME PLUS (Square), Ceramic

Technical information:

Ceramic available in White Alpin (01) with anti-slip class B (PN18), Taupe (TP) and Ardoise (W9) with anti-slip class A (PN12).
Extra-flat design for surface-mounting or flush-fit installation.
4 sides glazed
The installation height of the shower can be reduced by 30mm if outlet fitting 9226 00 XX is used.
Please note: this outlet fitting does not conform to EN 274.



Article no.	A	B	K	L	N	T
6223 J5 XX	1000	1000	900	900	500	18
6223 D4 XX	900	900	700	700	450	18
6223 B3 XX	800	800	700	700	400	18

Article number	Size l x w x h	Weight (kg)	Waste ø	01	TP, W9	pcs/ pal.
6223 J5 XX	1000 x 1000 x 35 mm	39,7	90	549,-	631,-	10
6223 D4 XX	900 x 900 x 35 mm	28,6		479,-	551,-	10
6223 B3 XX	800 x 800 x 35 mm	23,05		397,-	457,-	10

Accessories for shower trays

Article number	Description	61, 68, 69
9225 00 XX	Tempoplex Plus outlet Ø 90mm (on request) (please specify colour for the outlet cover included)	96,-
9226 00 XX	Tempoplex Plus outlet Compact Ø 90mm (on request) (please specify colour for the outlet cover included)	100,-
9226 02 XX	Spare outlet cover (on request)	32,-

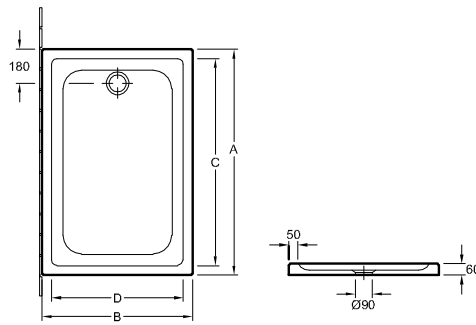
XX = Colour code to be indicated

For further information on colours, please see the page at the beginning of this section.

O.NOVO PLUS (Rectangle), Ceramic

€ excl. VAT

Technical information: Ceramic with anti-slip finish (PN18 / non-slip category B) suitable for surface-mounted or flush-fit installation



Article no.	A	B	C	D
6210 G4 01	1200	900	1080	780
6210 K3 01	1200	800	1100	700
6210 G3 01	1000	800	900	700
6210 D2 01	900	750	800	650
6210 D1 01	900	700	800	600

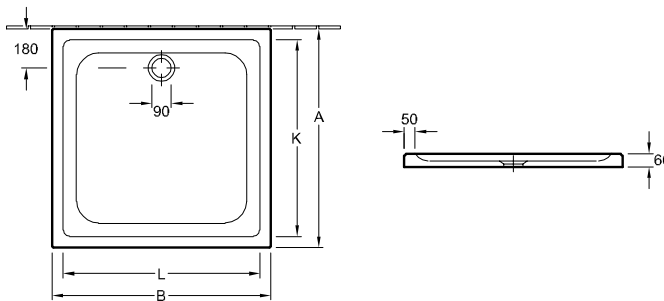
Article number	Size l x w x h	Weight (kg)	Waste ø	01	pcs/pal.
6210 G4 01	1200 x 900 x 60 mm	48,95	90	641,-	10
6210 K3 01	1200 x 800 x 60 mm	42,6		525,-	10
6210 G3 01	1000 x 800 x 60 mm	35,65		504,-	10
6210 D2 01	900 x 750 x 60 mm	28,9		415,-	10
6210 D1 01	900 x 700 x 60 mm	26,95		415,-	10

Accessories for shower trays

Article number	Description	01	pcs/pal.
8200 00 61	Pop up waste (on request)		103,-

O.NOVO PLUS (Square), Ceramic

Technical information: Ceramic with anti-slip finish (PN18 / non-slip category B) suitable for surface-mounted or flush-fit installation



Article no.	A	B	K	L
6210 G5 01	1000	1000	900	900
6210 D4 01	900	900	800	800
6210 C3 01	800	800	700	700

Article number	Size l x w x h	Weight (kg)	Waste ø	01	pcs/pal.
6210 G5 01	1000 x 1000 x 60 mm	41,81	90	532,-	10
6210 D4 01	900 x 900 x 60 mm	34,1		359,-	10
6210 C3 01	800 x 800 x 60 mm	27,75		359,-	10

Accessories for shower trays

Article number	Description	01	pcs/pal.
8200 00 61	Pop up waste (on request)		103,-

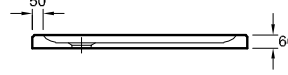
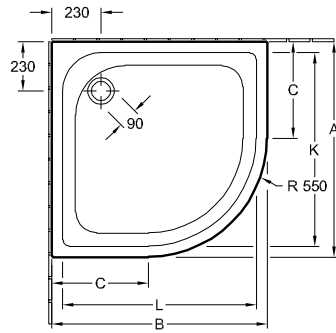
XX = Colour code to be indicated
For further information on colours, please see the page at the beginning of this section.

SHOWER TRAYS

O.NOVO PLUS (Quarter circle), Ceramic

€ excl. VAT

Technical information: Ceramic with anti-slip finish (PN18 / non-slip category B) suitable for surface-mounted or flush-fit installation



Article no.	A	B	C	K	L
6213 G5 01	1000	1000	450	900	900
6213 D4 01	900	900	350	800	800
6213 C3 01	800	800	250	700	700

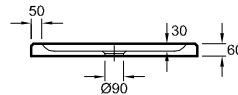
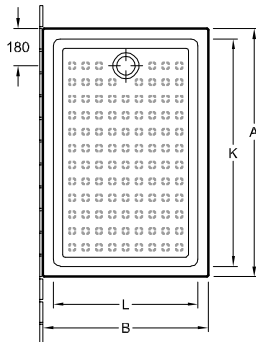
Article number	Size l x w x h	Weight (kg)	Waste ø	01	pcs/pal.
6213 G5 01	1000 x 1000 x 60 mm	39,2	90	447,-	10
6213 D4 01	900 x 900 x 60 mm	30,35		397,-	10
6213 C3 01	800 x 800 x 60 mm	24,3		339,-	10

Accessories for shower trays

Article number	Description	
8200 00 61	Pop up waste (on request)	103,-

O.NOVO (Rectangle), Ceramic

Technical information: Ceramic with nubs and glossy surface suitable for surface-mounted or flush-fit installation



Article no.	A	B	K	L
6062 90 01	1200	900	1080	780
6222 12 01	1200	800	1100	700
6061 80 01	1000	800	880	680

Article number	Size l x w x h	Shower tray depth	Weight (kg)	Waste ø	01	pcs/pal.
6062 90 01	1200 x 900 x 60 mm	30	47,5	90	535,-	10
6222 12 01	1200 x 800 x 60 mm		43,4		449,-	10
6061 80 01	1000 x 800 x 60 mm		34,35		420,-	10

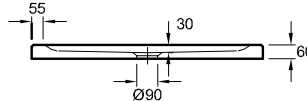
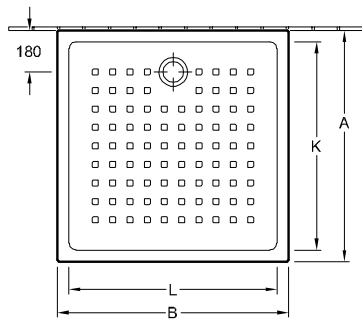
Accessories for shower trays

Article number	Description	
8200 00 61	Pop up waste (on request)	103,-

O.NOVO (Square), Ceramic

€ excl. VAT

Technical information: Ceramic with nubs and glossy surface suitable for surface-mounted or flush-fit installation



Article no.	A	B	K	L
6060 10 01	1000	1000	890	890
6221 90 01	900	900	800	800

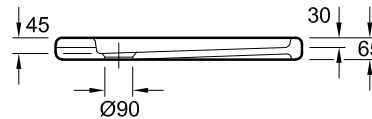
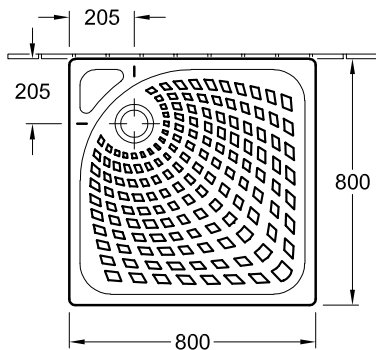
Article number	Size l x w x h	Shower tray depth	Weight (kg)	Waste ø	01	pcs/pal.
6060 10 01	1000 x 1000 x 60 mm	30	43,12	90	399,-	10
6221 90 01	900 x 900 x 60 mm		34,1		334,-	

Accessories for shower trays

Article number	Description	01
8200 00 61	Pop up waste (on request)	103,-

O.NOVO (Square), Ceramic

Technical information: Ceramic with nubs and glossy surface suitable for surface-mounted or flush-fit installation



Article number	Size l x w x h	Shower tray depth	Weight (kg)	Waste ø	01	pcs/pal.
6215 80 01	800 x 800 x 65 mm	30	27,8	90	334,-	10

Accessories for shower trays

Article number	Description	01
8200 00 61	Pop up waste (on request)	103,-

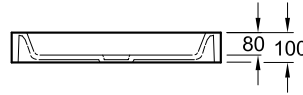
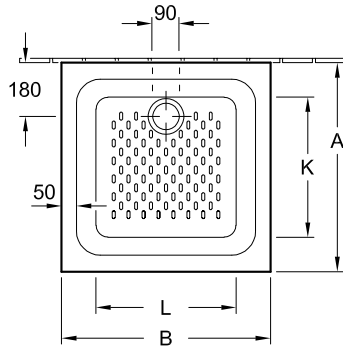
XX = Colour code to be indicated
For further information on colours, please see the page at the beginning of this section.

SHOWER TRAYS

O.NOVO previously Omnia Pro (Square), Sanitary ceramics

€ excl. VAT

Technical information: Ceramic with nubs and glossy surface surface-mounted



Article no.	A	B	K	L
6028 A7 01	700	700	470	470

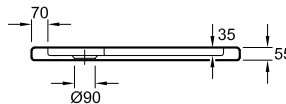
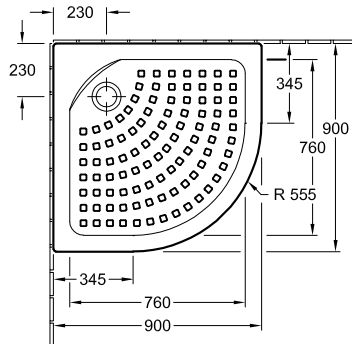
Article number	Size l x w x h	Shower tray depth	Weight (kg)	Waste ø	01	pcs/pal.
6028 A7 01	700 x 700 x 100 mm	80	28,5	90	223,-	11

Accessories for shower trays

Article number	Description	
8200 00 61	Pop up waste (on request)	103,-

O.NOVO (Quarter circle), Ceramic

Technical information: Ceramic with nubs and glossy surface suitable for surface-mounted or flush-fit installation



Article number	Size l x w x h	Shower tray depth	Weight (kg)	Waste ø	01	pcs/pal.
6209 90 01	900 x 900 x 55 mm	35	31,6	90	334,-	10

Accessories for shower trays

Article number	Description	
8200 00 61	Pop up waste (on request)	103,-

XX = Colour code to be indicated
For further information on colours, please see the page at the beginning of this section.

SUBWAY INFINITY



€ excl. VAT

Subway Infinity is the ceramic shower tray from Villeroy & Boch that is simply cut to size for greater scope in colour and form. Three different installation methods also allow for extremely flexible installation.

Greater design freedom

- 43 models from 1600 x 1000 to 800 x 750 mm plus further sizes and special shapes that can be cut to size as required
- Ultra-flat look, 40 mm rim height

Easy and safe to install

- Three different installation methods: flush-fit installation, installation on tiles, installation on a base
- ViFrame installation frame available for all shower tray sizes

Antislip - for maximum safety

- The anti-slip effect on ceramic shower trays is not a surface coating but the result of particles in the glaze. This achieves long-lasting slip resistance and facilitates cleaning.
- All sizes are available in White Alpine with anti-slip class B (PN18), or in Taupe and Ardoise with anti-slip class A (PN12).

SHOWER TRAYS




Colours ceramic shower trays

Colours with anti-slip finish

Anti-slip class PN18

Anti-slip class PN12

Anti-slip class PN12



01 White Alpine



W9 Ardoise



TP Taupe

Colours of outlet covers



61 Chrome-plated



68 White



69 Brushed Chrome

SUBWAY INFINITY

€ excl. VAT

ViPrint Designs



ViPrint is an innovative technology that is used to print the Subway Infinity shower trays with impressive design décors. ViPrint combines the design possibilities of tiled showers with simple cleaning of the seamless shower-tray surface.



Fascinating designs

- 20 stylish décors inspired by the four styles "Nature", "Heritage", "Geometry" and "Tiles"
- Wide range of design options – both for coordinating with the colours in the room or as a colour contrast to wall and floor tiles.

High quality and safety

- Permanently colour-fast and durable as décors are part of the glaze
- Very easy to clean
- All sizes with ViPrint décors are available with anti-slip class A (PN12).


SHOWER TRAYS

ViPrint décors slip-resistance class A (PN12)

Technical information

Shower trays with ViPrint are available in cut and uncut form. The uncut shower trays have a glazed edge in a pre-defined colour (see colour shown next to décor). Cut sides must be set against the wall or integrated within the floor surface. Orders that we have confirmed for custom-made shower trays cannot be cancelled or altered.

Inspired by Heritage



C0 Townhouse



Light Grey



C1 Abbey Grey



Light Grey



C2 Abbey Blue



Light Grey



C3 Palazzo



TP Taupe

Inspired by Nature



C6 Drift Wood



Light Grey



C7 Highland Stone



TP Taupe



C8 Nordic Creek



Light Grey



C9 Blue Lagoon



Light Grey

Grain runs along the short side


Inspired by Geometry



D0 Star Flower



White Alpin



D1 Sinus Black



Light Grey



D2 Sinus White



White Alpin



D3 Eternity



Light Grey

SUBWAY INFINITY

€ excl. VAT

ViPrint Designs

Inspired by Tiles

Lodge-Effect



A1 Lodge
Beige-Effect

Grain runs along the short side



White Alpin




A6 Lodge
Dark Brown-Effect

Grain runs along the short side



TP Taupe

X-Plane-Effect



A2 X-Plane
Creme-Effect



Light Grey



A3 X-Plane
Anthracite-Effect



W9 Ardoise

Upper Side-Effect



B6 Upper Side
Creme-Effect



Sand Beige




B9 Upper Side
Anthracite-Effect



TP Taupe

Bernina-Effect



A7 Bernina
Beige-Effect



Light Grey



A8 Bernina
Anthracite-Effect



W9 Ardoise

Please note:

With ViPrint „Inspired by Tiles“ décors, the shower tray can be matched to the design of the floor tiles. However, thanks to different manufacturing methods, materials and tile nuances, deviations in design and colour can occur. As a premium manufacturer, we do, of course, do all within our power to ensure that the designs are as uniform as possible. Production-related deviations are not quality defects.

These ViPrint décors are most comparable with tiles in Nuance X45. In any case, please check compatibility with the nuances of your tiles prior to installation.

Article numbers

For ViPrint décors, the colour code is indicated via the 9th and 10th digit in the article number, see example:

Article number	ViPrint code	Colour code
6232 34	VP	A1

For further information on ViPrint décors please visit our website:
PRO.VILLEROY-BOCH.COM/VIPRINT



Download the Augmented Reality app now and experience ViPrint virtually:
villeroyboch.com/ar

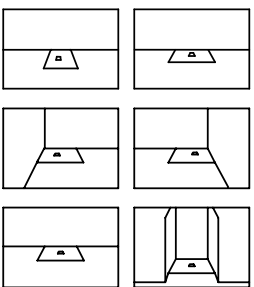
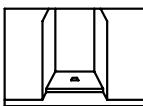
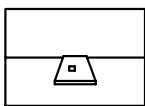
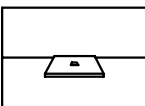
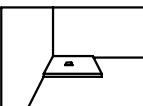
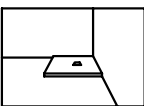


SHOWER TRAYS

SUBWAY INFINITY AND VIPRINT

€ excl. VAT

How do I order?

Length	Width	Flush-fitting installation	Resting installation				
		Page 413	Page 407, 408, 409, 410, 411, 412	Page 407, 408	Page 407, 409	Page 407, 411, 410, 409, 408	Page 407, 412, 411, 409, 408
							
800	750	○	-	-	-	-	-
	800	○	-	-	-	-	-
900	700	○	○	-	-	○	○
	750	○	○	-	-	○	○
	800	○	○	○	-	○	○
	900	○	○	-	-	○	○
1000	700	○	○	-	○	○	○
	750	○	○	-	○	○	○
	800	○	○	○	○	○	○
	900	○	○	○	-	○	○
	1000	○	○	○	○	○	○
1100	900	○	○	○	-	○	○
1200	700	○	-	-	-	-	-
	750	○	○	-	○	○	○
	800	○	○	-	○	○	○
	900	○	○	○	○	○	○
1300	900	○	○	○	-	○	○
1400	750	○	○	-	○	○	○
	800	○	○	-	○	○	○
	900	○	○	○	○	○	○
1500	750	○	-	-	-	-	-
	800	○	-	-	-	-	-
	900	○	○	-	-	○	○
	1000	○	○	○	-	○	○
1600	900	○	○	-	○	○	○
	1000	○	○	○	○	○	○

For other dimensions see page 415-416.

Special shapes see order form or page 415-416.

The symbol "o" means: this size is possible.

SHOWER TRAYS

SUBWAY INFINITY

 standard models for all installation types (can be cut to size) (Rectangle), Ceramic

€ excl. VAT

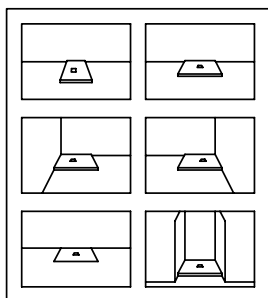
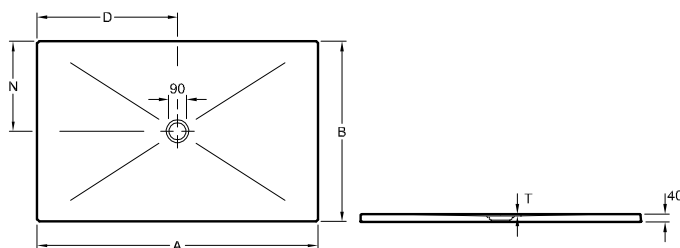

Technical information:

Ceramic available in White Alpin (01) with anti-slip class B (PN18), Taupe (TP), Ardoise (W9) and ViPrint décors with anti-slip class A (PN12).
4 sides glazed

These shower trays are not cut and can be used for all installation types (recommended: ViFrame installation system)

The installation height of the shower can be reduced by 30mm if outlet fitting 9226 00 XX is used.

Please note: this outlet fitting does not conform to EN 274.



Article no.	A	B	D	N	T
6232 45 XX	1600	1000	800	500	12
6231 S4 XX	1400	900	700	450	12
6230 N4 XX	1200	900	600	450	12
6229 J3 XX	1000	800	500	400	12
6228 J5 XX	1000	1000	500	500	12

Article number	Size l x w x h	Weight (kg)	Waste ø	01	TP, W9	VPXX	pcs/ pal.
6232 45 XX	1600 x 1000 x 40 mm	63,5	90	1.012,-	1.164,-	1.366,-	10
6231 S4 XX	1400 x 900 x 40 mm	52,8		754,-	867,-	1.018,-	10
6230 N4 XX	1200 x 900 x 40 mm	42,95		686,-	789,-	926,-	10
6229 J3 XX	1000 x 800 x 40 mm	34,1		623,-	716,-	840,-	10
6228 J5 XX	1000 x 1000 x 40 mm	40,85		560,-	644,-	756,-	10

Accessories for shower trays

Article number	Description	61, 68, 69
9225 00 XX	Tempoplex Plus outlet Ø 90mm (required accessory) (please specify colour for the outlet cover included)	96,-
9226 00 XX	Tempoplex Plus outlet Compact Ø 90mm (required accessory) (please specify colour for the outlet cover included)	100,-
9226 02 XX	Spare outlet cover (on request)	32,-
U9141 21 00	ViFrame, for smaller shower trays (up to 1000 x 1000 mm) made of ceramic or acrylic, incl. 2 central feet (on request)	299,-
U9141 22 00	ViFrame, for larger shower trays (from 1000 x 1000 mm) made of ceramic or acrylic, incl. 4 central feet (on request)	359,-

XX = Colour code to be indicated

For further information on colours, please see the page at the beginning of this section.

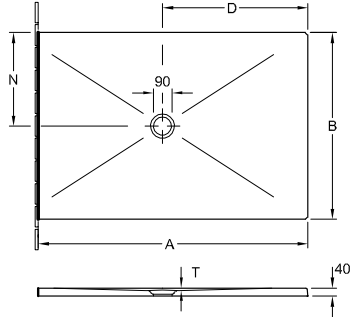

SUBWAY INFINITY short side cut against wall, for all installation types (Rectangle), Ceramic

€ excl. VAT

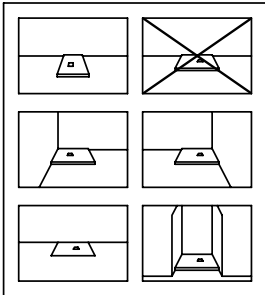
Technical information:

Ceramic available in White Alpin (01) with anti-slip class B (PN18), Taupe (TP), Ardoise (W9) and ViPrint décors with anti-slip class A (PN12).
These shower trays are cut along the short side (unglazed) and have to be installed with the unglazed side against the wall.
 Total price includes the surcharge for cutting!
 Please note: the outlet is positioned asymmetrically, not centrally!
 The installation height of the shower can be reduced by 30mm if outlet fitting 9226 00 XX is used.
 Please note: this outlet fitting does not conform to EN 274.
 *Shower trays marked with an asterisk can only be installed with ViFrame installation system or in a mortar bed.

SHOWER TRAYS



Article no.	A	B	D	N	T
6232 W5 XX*	1500	1000	800	500	12
6231 R4 XX	1300	900	700	450	12
6230 M4 XX	1100	900	600	450	12
6228 K4 XX	1000	900	500	450	12
6229 E3 XX	900	800	500	400	12



Article number	Size l x w x h	Weight (kg)	Waste ø	01	TP, W9	VPXX	pcs/pal.
6232 W5 XX*	1500 x 1000 x 40 mm	63,75	90	1.005,-	1.156,-	1.357,-	10
6231 R4 XX	1300 x 900 x 40 mm	49,21		743,-	854,-	1.002,-	10
6230 M4 XX	1100 x 900 x 40 mm	41,25		647,-	744,-	874,-	10
6228 K4 XX	1000 x 900 x 40 mm	39,1		679,-	781,-	917,-	10
6229 E3 XX	900 x 800 x 40 mm	29,7		604,-	695,-	816,-	10

Accessories for shower trays

Article number	Description	61, 68, 69
9225 00 XX	Tempoplex Plus outlet Ø 90mm (required accessory) (please specify colour for the outlet cover included)	96,-
9226 00 XX	Tempoplex Plus outlet Compact Ø 90mm (required accessory) (please specify colour for the outlet cover included)	100,-
9226 02 XX	Spare outlet cover (on request)	32,-
U9141 21 00	ViFrame, for smaller shower trays (up to 1000 x 1000 mm) made of ceramic or acrylic, incl. 2 central feet (on request)	299,-
U9141 22 00	ViFrame, for larger shower trays (from 1000 x 1000 mm) made of ceramic or acrylic, incl. 4 central feet (on request)	359,-

XX = Colour code to be indicated
 For further information on colours, please see the page at the beginning of this section.

SUBWAY INFINITY

 long side cut against wall, for all installation types (Rectangle), Ceramic

€ excl. VAT

Technical information:

Ceramic available in White Alpin (01) with anti-slip class B (PN18), Taupe (TP), Ardoise (W9) and ViPrint décors with anti-slip class A (PN12).

These shower trays are cut along the long side (unglazed) and have to be installed with the unglazed side against the wall.

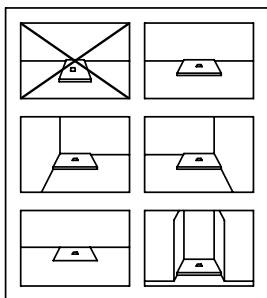
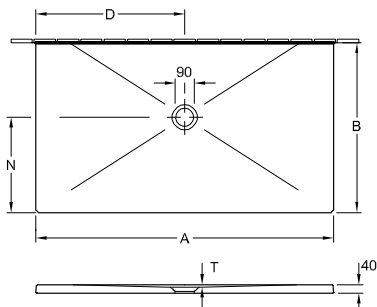

Total price includes the surcharge for cutting!

Please note: the outlet is positioned asymmetrically, not centrally!

The installation height of the shower can be reduced by 30mm if outlet fitting 9226 00 XX is used.

Please note: this outlet fitting does not conform to EN 274.

*Shower trays marked with an asterisk can only be installed with ViFrame installation system or in a mortar bed.



Article no.	A	B	D	N	T
6232 54 XX*	1600	900	800	500	12
6231 T3 XX	1400	800	700	450	12
6231 T2 XX	1400	750	700	450	12
6230 P3 XX	1200	800	600	450	12
6230 P2 XX	1200	750	600	450	12
6229 K2 XX	1000	750	500	400	12
6229 K1 XX	1000	700	500	400	12

SHOWER TRAYS

Article number	Size l x w x h	Weight (kg)	Waste ø	01	TP, W9	VPXX	pcs/ pal.
6232 54 XX*	1600 x 900 x 40 mm	61,2	90	994,-	1.143,-	1.341,-	10
6231 T3 XX	1400 x 800 x 40 mm	47,11		743,-	854,-	1.002,-	10
6231 T2 XX	1400 x 750 x 40 mm	44,17		729,-	839,-	984,-	10
6230 P3 XX	1200 x 800 x 40 mm	40		668,-	768,-	901,-	10
6230 P2 XX	1200 x 750 x 40 mm	37,5		653,-	751,-	882,-	10
6229 K2 XX	1000 x 750 x 40 mm	30,94		623,-	716,-	840,-	10
6229 K1 XX	1000 x 700 x 40 mm	28,88		618,-	710,-	834,-	10

Accessories for shower trays

Article number	Description	61, 68, 69
9225 00 XX	Tempoplex Plus outlet Ø 90mm (required accessory) (please specify colour for the outlet cover included)	96,-
9226 00 XX	Tempoplex Plus outlet Compact Ø 90mm (required accessory) (please specify colour for the outlet cover included)	100,-
9226 02 XX	Spare outlet cover (on request)	32,-
U9141 21 00	ViFrame, for smaller shower trays (up to 1000 x 1000 mm) made of ceramic or acrylic, incl. 2 central feet (on request)	299,-
U9141 22 00	ViFrame, for larger shower trays (from 1000 x 1000 mm) made of ceramic or acrylic, incl. 4 central feet (on request)	359,-

XX = Colour code to be indicated

For further information on colours, please see the page at the beginning of this section.

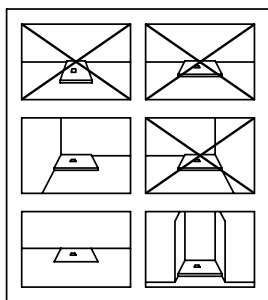
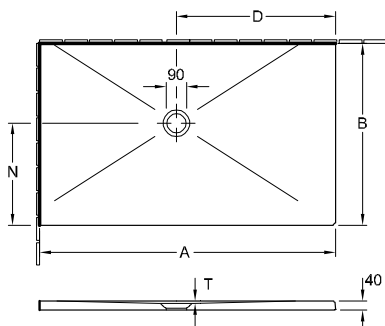

SUBWAY INFINITY corner installation, left against the wall (Rectangle), Ceramic

€ excl. VAT

Technical information:

Ceramic available in White Alpin (01) with anti-slip class B (PN18), Taupe (TP), Ardoise (W9) and ViPrint décors with anti-slip class A (PN12).
These shower trays are cut along 2 sides (unglazed) and have to be installed on left against the wall
 Total price includes the surcharge for cutting!
 Please note: the outlet is positioned asymmetrically, not centrally!
 The installation height of the shower can be reduced by 30mm if outlet fitting 9226 00 XX is used.
 Please note: this outlet fitting does not conform to EN 274.
 *Shower trays marked with an asterisk can only be installed with ViFrame installation system or in a mortar bed.

SHOWER TRAYS



Article no.	A	B	D	N	T
6232 14 XX*	1500	900	800	500	12
6229 F2 XX	900	750	500	400	12
6229 F1 XX	900	700	500	400	12

Article number	Size l x w x h	Weight (kg)	Waste ø	01	TP, W9	VPXX	pcs/pal.
6232 14 XX*	1500 x 900 x 40 mm	57,38	90	974,-	1.120,-	1.315,-	10
6229 F2 XX	900 x 750 x 40 mm	27,84		547,-	629,-	738,-	10
6229 F1 XX	900 x 700 x 40 mm	25,99		547,-	629,-	738,-	10

Accessories for shower trays

Article number	Description	61, 68, 69
9225 00 XX	Tempoplex Plus outlet Ø 90mm (required accessory) (please specify colour for the outlet cover included)	96,-
9226 00 XX	Tempoplex Plus outlet Compact Ø 90mm (required accessory) (please specify colour for the outlet cover included)	100,-
9226 02 XX	Spare outlet cover (on request)	32,-
U9141 21 00	ViFrame, for smaller shower trays (up to 1000 x 1000 mm) made of ceramic or acrylic, incl. 2 central feet (on request)	299,-
U9141 22 00	ViFrame, for larger shower trays (from 1000 x 1000 mm) made of ceramic or acrylic, incl. 4 central feet (on request)	359,-

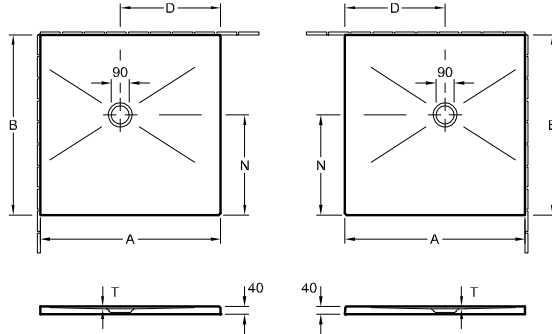

XX = Colour code to be indicated
 For further information on colours, please see the page at the beginning of this section.

SUBWAY INFINITY corner installation on the left or right against the wall (Square), Ceramic

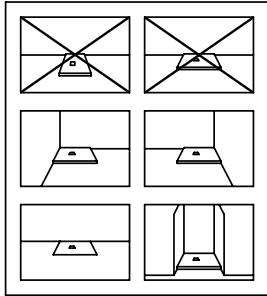
€ excl. VAT

Technical information:

Ceramic available in White Alpin (01) with anti-slip class B (PN18), Taupe (TP), Ardoise (W9) and ViPrint décors with anti-slip class A (PN12).
These shower trays are cut on two sides (not glazed) and must be positioned on the left or right against the wall.
 Total price includes the surcharge for cutting!
 Please note: the outlet is positioned asymmetrically, not centrally!
 The installation height of the shower can be reduced by 30mm if outlet fitting 9226 00 XX is used.
 Please note: this outlet fitting does not conform to EN 274.
 *Shower trays marked with an asterisk can only be installed with ViFrame installation system or in a mortar bed.



Article no.	A	B	D	N	T
6228 F4 XX	900	900	500	500	12



Article number	Size l x w x h	Weight (kg)	Waste ø	01	TP, W9	VPXX	pcs/pal.
6228 F4 XX	900 x 900 x 40 mm	34,02	90	547,-	629,-	738,-	10

Accessories for shower trays

Article number	Description	61, 68, 69
9225 00 XX	Tempoplex Plus outlet Ø 90mm (required accessory) (please specify colour for the outlet cover included)	96,-
9226 00 XX	Tempoplex Plus outlet Compact Ø 90mm (required accessory) (please specify colour for the outlet cover included)	100,-
9226 02 XX	Spare outlet cover (on request)	32,-
U9141 21 00	ViFrame, for smaller shower trays (up to 1000 x 1000 mm) made of ceramic or acrylic, incl. 2 central feet (on request)	299,-
U9141 22 00	ViFrame, for larger shower trays (from 1000 x 1000 mm) made of ceramic or acrylic, incl. 4 central feet (on request)	359,-

XX = Colour code to be indicated
 For further information on colours, please see the page at the beginning of this section.

SHOWER TRAYS

SUBWAY INFINITY

 corner installation, right against the wall (Rectangle), Ceramic

€ excl. VAT

Technical information:

Ceramic available in White Alpin (01) with anti-slip class B (PN18), Taupe (TP), Ardoise (W9) and ViPrint décors with anti-slip class A (PN12).

These shower trays are cut along 2 sides (unglazed) and have to be installed on right against the wall

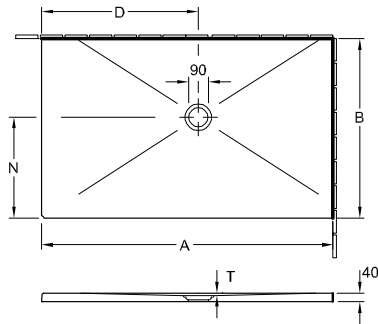

Total price includes the surcharge for cutting!

Please note: the outlet is positioned asymmetrically, not centrally!

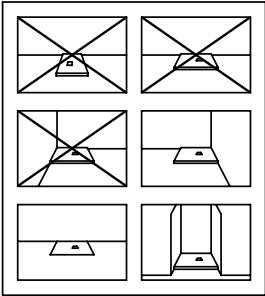
The installation height of the shower can be reduced by 30mm if outlet fitting 9226 00 XX is used.

Please note: this outlet fitting does not conform to EN 274.

*Shower trays marked with an asterisk can only be installed with ViFrame installation system or in a mortar bed.



Article no.	A	B	D	N	T
6232 24 XX*	1500	900	800	500	12
6229 G2 XX	900	750	500	400	12
6229 G1 XX	900	700	500	400	12



Article number	Size l x w x h	Weight (kg)	Waste ø	01	TP, W9	VPXX	pcs/ pal.
6232 24 XX*	1500 x 900 x 40 mm	57,38	90	974,-	1.120,-	1.315,-	10
6229 G2 XX	900 x 750 x 40 mm	27,84		547,-	629,-	738,-	10
6229 G1 XX	900 x 700 x 40 mm	25,99		547,-	629,-	738,-	10

Accessories for shower trays

Article number	Description	61, 68, 69
9225 00 XX	Tempoplex Plus outlet Ø 90mm (required accessory) (please specify colour for the outlet cover included)	96,-
9226 00 XX	Tempoplex Plus outlet Compact Ø 90mm (required accessory) (please specify colour for the outlet cover included)	100,-
9226 02 XX	Spare outlet cover (on request)	32,-
U9141 21 00	ViFrame, for smaller shower trays (up to 1000 x 1000 mm) made of ceramic or acrylic, incl. 2 central feet (on request)	299,-
U9141 22 00	ViFrame, for larger shower trays (from 1000 x 1000 mm) made of ceramic or acrylic, incl. 4 central feet (on request)	359,-

XX = Colour code to be indicated

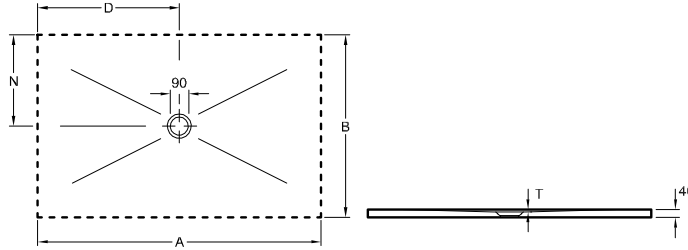
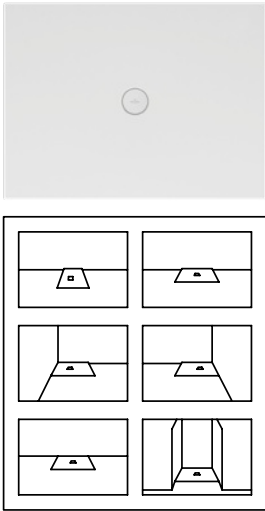
For further information on colours, please see the page at the beginning of this section.

SUBWAY INFINITY only flush-fit installation (Rectangle), Ceramic

€ excl. VAT

Technical information:

Ceramic available in White Alpin (01) with anti-slip class B (PN18), Taupe (TP), Ardoise (W9) and ViPrint décors with anti-slip class A (PN12).
These shower trays are cut along four sides (unglazed) and can be used for flush installation only.
 Total price includes the surcharge for cutting!
 Orders that we have confirmed for custom-made shower trays cannot be cancelled or altered.
 The installation height of the shower can be reduced by 30mm if outlet fitting 9226 00 XX is used.
 Please note: this outlet fitting does not conform to EN 274.
 *Shower trays marked with an asterisk can only be installed with ViFrame installation system or in a mortar bed.



Article no.	A	B	D	N	T
6232 34 XX*	1500	900	750	450	12
6232 33 XX*	1500	800	750	400	12
6232 32 XX*	1500	750	750	375	12
6232 V4 XX*	1400	900	700	450	12
6232 V3 XX*	1400	800	700	400	12
6232 V2 XX*	1400	750	700	375	12
6232 N4 XX*	1200	900	600	450	12
6231 Q3 XX	1200	800	600	400	12
6231 Q2 XX	1200	750	600	375	12
6231 Q1 XX	1200	700	600	350	12
6230 L3 XX	1000	800	500	400	12
6230 L2 XX	1000	750	500	375	12
6230 L1 XX	1000	700	500	350	12
6229 H2 XX	900	750	450	375	12
6229 H1 XX	900	700	450	350	12
6229 C2 XX	800	750	400	375	12
6228 H3 XX	900	800	450	400	12
6228 H4 XX	900	900	450	450	12
6228 C3 XX	800	800	400	400	12

SHOWER TRAYS

Article number	Size l x w x h	Weight (kg)	Waste ø	01	TP, W9	VPXX	pcs/pal.
6232 34 XX*	1500 x 900 x 40 mm	57,38	90	974,-	1.120,-	1.315,-	10
6232 33 XX*	1500 x 800 x 40 mm	51		974,-	1.120,-	1.315,-	10
6232 32 XX*	1500 x 750 x 40 mm	47,81		969,-	1.114,-	1.308,-	10
6232 V4 XX*	1400 x 900 x 40 mm	53,55		818,-	941,-	1.105,-	10
6232 V3 XX*	1400 x 800 x 40 mm	47,6		805,-	926,-	1.087,-	10
6232 V2 XX*	1400 x 750 x 40 mm	44,63		793,-	912,-	1.070,-	10
6232 N4 XX*	1200 x 900 x 40 mm	68,5		787,-	905,-	1.062,-	10
6231 Q3 XX	1200 x 800 x 40 mm	40,38		668,-	768,-	901,-	10
6231 Q2 XX	1200 x 750 x 40 mm	37,86		653,-	751,-	882,-	10
6231 Q1 XX	1200 x 700 x 40 mm	35,33		647,-	744,-	874,-	10
6230 L3 XX	1000 x 800 x 40 mm	33,33		623,-	716,-	840,-	10
6230 L2 XX	1000 x 750 x 40 mm	31,25		623,-	716,-	840,-	10
6230 L1 XX	1000 x 700 x 40 mm	29,17		618,-	710,-	834,-	10
6229 H2 XX	900 x 750 x 40 mm	27,84		547,-	629,-	738,-	10
6229 H1 XX	900 x 700 x 40 mm	25,99		547,-	629,-	738,-	10
6229 C2 XX	800 x 750 x 40 mm	24,75		503,-	578,-	679,-	10
6228 H3 XX	900 x 800 x 40 mm	30,24	547,-	629,-	738,-	10	
6228 H4 XX	900 x 900 x 40 mm	34,02	547,-	629,-	738,-	10	
6228 C3 XX	800 x 800 x 40 mm	26,88	503,-	578,-	679,-	10	

Accessories for shower trays

Article number	Description	61, 68, 69
9225 00 XX	Tempoplex Plus outlet Ø 90mm (required accessory) (please specify colour for the outlet cover included)	96,-
9226 00 XX	Tempoplex Plus outlet Compact Ø 90mm (required accessory) (please specify colour for the outlet cover included)	100,-
9226 02 XX	Spare outlet cover (on request)	32,-
U9141 21 00	ViFrame, for smaller shower trays (up to 1000 x 1000 mm) made of ceramic or acrylic, incl. 2 central feet (on request)	299,-
U9141 22 00	ViFrame, for larger shower trays (from 1000 x 1000 mm) made of ceramic or acrylic, incl. 4 central feet (on request)	359,-


XX = Colour code to be indicated
 For further information on colours, please see the page at the beginning of this section.

SUBWAY INFINITY (Customised dimensions and special form), Ceramic

€ excl. VAT

Technical information:

Ceramic available in White Alpin (01) with anti-slip class B (PN18), Taupe (TP), Ardoise (W9) and ViPrint décors with anti-slip class A (PN12).
For cut models, please state the exact dimension, see order form on page 415-416.
 Total price includes the surcharge for cutting!
 Orders that we have confirmed for custom-made shower trays cannot be cancelled or altered.
 The installation height of the shower can be reduced by 30mm if outlet fitting 9226 00 XX is used.
 Please note: this outlet fitting does not conform to EN 274.
 *Shower trays marked with an asterisk can only be installed with ViFrame installation system or in a mortar bed.



SHOWER TRAYS

Article number	Size l x w x h	Weight (kg)	Waste ø	01	TP, W9	VPXX	pcs/ pal.
6232 SC XX*	1600 x 1000 x 40 mm	69,4	90	1.176,-	1.353,-	1.588,-	10
6231 SC XX	1400 x 900 x 40 mm	53		917,-	1.054,-	1.238,-	10
6230 SC XX	1200 x 900 x 40 mm	45		849,-	976,-	1.146,-	10
6229 SC XX	1000 x 800 x 40 mm	33		786,-	903,-	1.060,-	10
6228 SC XX	1000 x 1000 x 40 mm	42		723,-	832,-	976,-	10

Accessories for shower trays

Article number	Description	61, 68, 69
9225 00 XX	Tempoplex Plus outlet Ø 90mm (required accessory) (please specify colour for the outlet cover included)	96,-
9226 00 XX	Tempoplex Plus outlet Compact Ø 90mm (required accessory) (please specify colour for the outlet cover included)	100,-
9226 02 XX	Spare outlet cover (on request)	32,-
U9141 21 00	ViFrame, for smaller shower trays (up to 1000 x 1000 mm) made of ceramic or acrylic, incl. 2 central feet (on request)	299,-
U9141 22 00	ViFrame, for larger shower trays (from 1000 x 1000 mm) made of ceramic or acrylic, incl. 4 central feet (on request)	359,-

XX = Colour code to be indicated

For further information on colours, please see the page at the beginning of this section.

SUBWAY INFINITY ORDER FORM

€ excl. VAT

Fax form for measuring and fitting

Wholesaler:	Fitter:	End customer:
Wholesaler order number:		
Name:	Name:	Name:
Contact person:	Contact person:	-
Address:	Address:	Address:
Postal code, town/city:	Postal code, town/city:	Postal code, town/city:
Tel. no.:	Tel. no.:	Tel. no.:
Fax:	Fax:	Fax:
E-Mail:	E-Mail:	E-Mail:
Contact details for person who took the measurements:		
Name:	Tel. no.:	
Address:	Fax:	
Postal code, town/city:	E-Mail:	

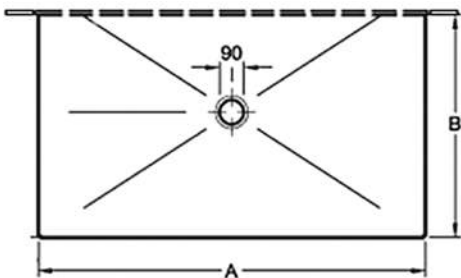
Please note:

the length and width provided by you is the actual size of the shower tray requested. There must be at least a 5mm joint around the shower tray for silicon.
 For all Subway Infinity shower trays in sizes 1000x1000, 1000x800, 1200x900 and 1400x900mm, the area that can be cut to size is a minimum of 10mm and a maximum of 150mm per side. XXL shower trays (1600 x 1000 mm) are cut min. 10 mm / max. 150 mm on each long side and min. 10 mm / max. 200 mm on each short side.

Orders that we have confirmed for custom-made shower trays cannot be cancelled or altered.

Rectangular shower trays

Installation 1: installation with long side against the wall – long side of the shower tray is cut

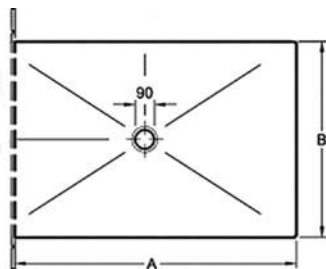


		A	B	
<input type="checkbox"/>	6232 SC	160		B: 850 - 990
<input type="checkbox"/>	6231 SC	140		B: 750 - 890
<input type="checkbox"/>	6230 SC	120		B: 750 - 890
<input type="checkbox"/>	6229 SC	100		B: 650 - 790
<input type="checkbox"/>	6228 SC	100		B: 850 - 990

Colour of the shower tray: 01 TP W9

VP ViPrint* Décor no.: _____ Décor name: _____

Installation 2: installation with short side against the wall – short side of the shower tray is cut

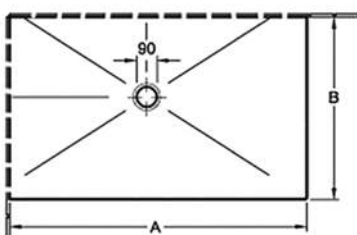


		A	B	
<input type="checkbox"/>	6232 SC		100	A: 1400 - 1590
<input type="checkbox"/>	6231 SC		90	A: 1250 - 1390
<input type="checkbox"/>	6230 SC		90	A: 1050 - 1190
<input type="checkbox"/>	6229 SC		80	A: 850 - 990
<input type="checkbox"/>	6228 SC		100	A: 850 - 990

Colour of the shower tray: 01 TP W9

VP ViPrint* Décor no.: _____ Décor name: _____

Installation 3: corner installation – 2 sides of the shower tray are cut – LEFT-HAND VERSION



		A	B		
<input type="checkbox"/>	6232 SC			A: 1400 - 1590	B: 850 - 990
<input type="checkbox"/>	6231 SC			A: 1250 - 1390	B: 750 - 890
<input type="checkbox"/>	6230 SC			A: 1050 - 1190	B: 750 - 890
<input type="checkbox"/>	6229 SC			A: 850 - 990	B: 650 - 790
<input type="checkbox"/>	6228 SC			A: 850 - 990	B: 850 - 990

Colour of the shower tray: 01 TP W9

VP ViPrint* Décor no.: _____ Décor name: _____

SHOWER TRAYS

SUBWAY INFINITY ORDER FORM

€ excl. VAT

Fax form for measuring and fitting

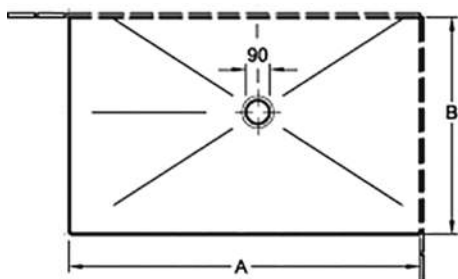
Wholesaler:	Fitter:	End customer:
Wholesaler order number:		
Name:	Name:	Name:
Contact person:	Contact person:	-
Address:	Address:	Address:
Postal code, town/city:	Postal code, town/city:	Postal code, town/city:
Tel. no.:	Tel. no.:	Tel. no.:
Fax:	Fax:	Fax:
E-Mail:	E-Mail:	E-Mail:
Contact details for person who took the measurements:		
Name:	Tel. no.:	
Address:	Fax:	
Postal code, town/city:	E-Mail:	

Please note:

the length and width provided by you is the actual size of the shower tray requested. There must be at least a 5mm joint around the shower tray for silicon.
 For all Subway Infinity shower trays in sizes 1000x1000, 1000x800, 1200x900 and 1400x900mm, the area that can be cut to size is a minimum of 10mm and a maximum of 150mm per side. XXL shower trays (1600 x 1000 mm) are cut min. 10 mm / max. 150 mm on each long side and min. 10 mm / max. 200 mm on each short side.
Orders that we have confirmed for custom-made shower trays cannot be cancelled or altered.

Rectangular shower trays

Installation 4: corner installation – 2 sides of the shower tray are cut – RIGHT-HAND VERSION

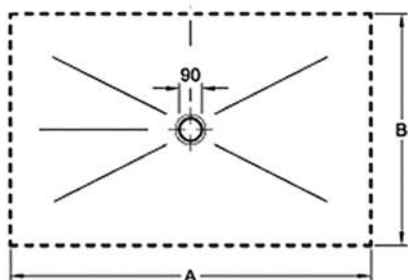


	A	B		
<input type="checkbox"/> 6232 SC			A: 1400 - 1590	B: 850 - 990
<input type="checkbox"/> 6231 SC			A: 1250 - 1390	B: 750 - 890
<input type="checkbox"/> 6230 SC			A: 1050 - 1190	B: 750 - 890
<input type="checkbox"/> 6229 SC			A: 850 - 990	B: 650 - 790
<input type="checkbox"/> 6228 SC			A: 850 - 990	B: 850 - 990

Colour of the shower tray: 01 TP W9

VP ViPrint* Décor no.: Décor name:

Installation 5: flush installation – shower trays cut on all sides



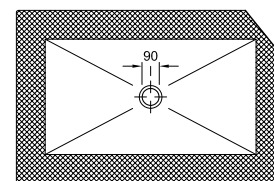
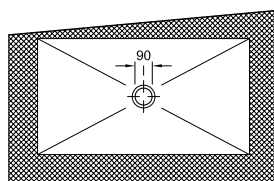
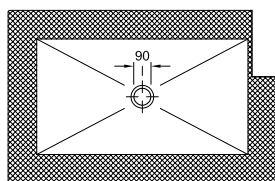
	A	B		
<input type="checkbox"/> 6232 SC			A: 1200 - 1580	B: 700 - 980
<input type="checkbox"/> 6231 SC			A: 1100 - 1380	B: 600 - 880
<input type="checkbox"/> 6230 SC			A: 900 - 1180	B: 600 - 880
<input type="checkbox"/> 6229 SC			A: 700 - 980	B: 500 - 780
<input type="checkbox"/> 6228 SC			A: 700 - 980	B: 700 - 980

Colour of the shower tray: 01 TP W9

VP ViPrint* Décor no.: Décor name:

Installation 6: Special form, please enclose drawing. For all Subway Infinity shower trays in sizes 1000x1000, 1000x800, 1200x900 and 1400x900mm, the area that can be cut to size is a minimum of 10mm and a maximum of 150mm per side. XXL shower trays (1600 x 1000 mm) are cut min. 10 mm / max. 150 mm on each long side and min. 10 mm / max. 200 mm on each short side.

Example:



Colour of the shower tray: 01 TP W9

VP ViPrint* Décor no.: Décor name:

*ViPrint décors and colour codes, see page 404-405

FUTURION FLAT (Square) Quaryl®

€ excl. VAT

Not included in scope of delivery:

All Futurion shower trays are supplied without support/base.

Technical information:

The installation height of the shower can be reduced to 105 mm if the Viega outlet fitting Art. no. 634 100 is used. Please note: This outlet fitting does not conform to EN 274.

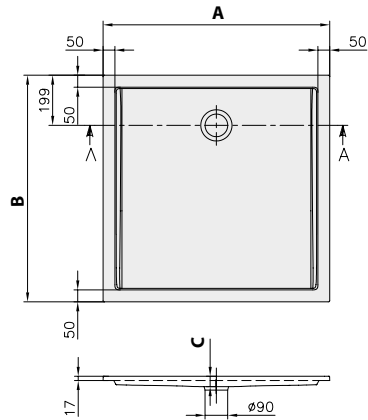
Drainage Ø: 90 mm

Installation set U91411000 / U91411100:

Consisting of adjustable polystyrene support and sealing tape for installation flush with the floor. Including special adhesive.



Quaryl®



Article number	Name and version	Size l (A) x w	Depth (C)	kg/pc.	01, 96	pcs/ pal.
UDQ 0900 FFL 1V-XX	Futurion Flat	900 x 900	25	21	654,-	10

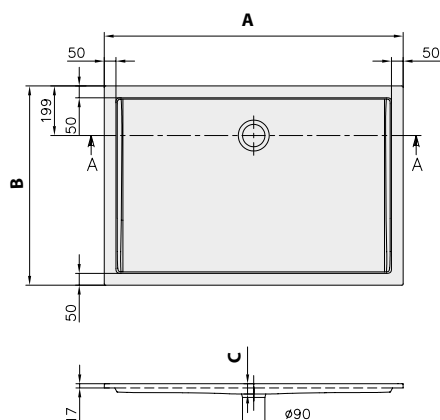
Accessories for shower trays

Article number	Description	Price
U90880261	Tempoplex Plus outlet, plastic, ø 90 mm, Drainage rate: 51 l/min, Chrome	99,-
U90880368	Tempoplex Plus outlet, plastic, ø 90 mm, Drainage rate: 51 l/min, White	99,-
U91411000	Installation set, for small sizes (900 x 800 - 1000 x 1000), incl. height-adjustable polystyrene rim support, incl. installation foam and adhesive, incl. sealing tape, adjustable height 105 to 150 mm	156,-
U91412300	ViFrame, for smaller shower trays (up to 1000 x 1000 mm) made of Quaryl, without central foot	269,-
U91412400	ViFrame, for larger shower trays (from 1000 x 1000 mm) made of Quaryl, without central foot	329,-

FUTURION FLAT (Rectangular) Quaryl®

€ excl. VAT

Not included in scope of delivery:	All Futurion shower trays are supplied without support/base.
Technical information:	The installation height of the shower can be reduced to 105 mm if the Viega outlet fitting Art. no. 634 100 is used. Please note: This outlet fitting does not conform to EN 274. Drainage Ø: 90 mm
Installation set U91411000 / U91411100:	Consisting of adjustable polystyrene support and sealing tape for installation flush with the floor. Including special adhesive.



Article number	Name and version	Size l (A) x w	Depth (C)	kg/pc.	01, 96	pcs/ pal.
UDQ 1890 FFL 2V-XX	Futurion Flat	1800 x 900	25	41,9	1.302,-	10
UDQ 1690 FFL 2V-XX		1600 x 900		37,5	1.180,-	10
UDQ 1490 FFL 2V-XX		1400 x 900		32,8	1.012,-	10
UDQ 1290 FFL 2V-XX		1200 x 900		27,9	977,-	10
UDQ 1280 FFL 2V-XX		1200 x 800		24,9	977,-	10
UDQ 1800 FFL 2V-XX		1000 x 800		20,7	788,-	10

Accessories for shower trays

Article number	Description	Price
U90880261	Tempoplex Plus outlet, plastic, ø 90 mm, Drainage rate: 51 l/min, Chrome	99,-
U90880368	Tempoplex Plus outlet, plastic, ø 90 mm, Drainage rate: 51 l/min, White	99,-
U91411000	Installation set, for small sizes (900 x 800 - 1000 x 1000), incl. height-adjustable polystyrene rim support, incl. installation foam and adhesive, incl. sealing tape, adjustable height 105 to 150 mm	156,-
U91411100	Installation set, for large sizes (1200 x 800 - 1800 x 1000), incl. height-adjustable polystyrene rim support, incl. installation foam and adhesive, incl. sealing tape, adjustable height 105 to 150 mm, not suitable for the size 1200 x 1200 mm	220,-
U91412300	ViFrame, for smaller shower trays (up to 1000 x 1000 mm) made of Quaryl, without central foot	269,-
U91412400	ViFrame, for larger shower trays (from 1000 x 1000 mm) made of Quaryl, without central foot	329,-

SQUARO Super Flat (Square) Quarryl®

€ excl. VAT

Included in scope of delivery:

Shower tray with integrated waste and waste cover.
 Supplied with the product are: flexible drain connection and polystyrene support set incl. sealant tape or completely integrated installation.
 Including special adhesive.
 Installation set with adjustable feet.

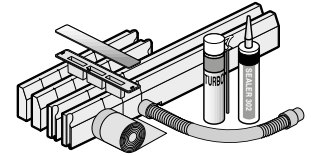
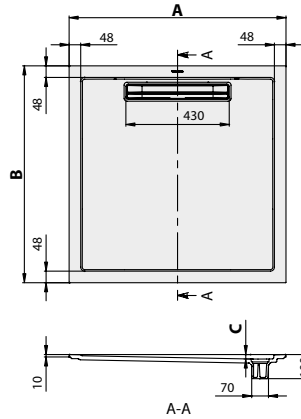
Drain already included in price! No need to order separately.

Technical information:

Drainage capacity: 36 l/min
 Installation height only 10 cm including siphon.



Quarryl®



SHOWER TRAYS

Article number	Name and version	Size l (A) x w	Depth (C)	kg/pc.	01, 96	1S, 2S, 3S, 4S, RW	pcs/pal.
UDQ 1010 SQR 1V-XX	Squaro, Super Flat	1000 x 1000	18	28	1.184,-	1.481,-	10
UDQ 0910 SQR 1V-XX		900 x 900		23,4	1.056,-	1.353,-	10

SQUARO Super Flat (Rectangular) Quarryl®

Included in scope of delivery:

Shower tray with integrated waste and waste cover.
 Supplied with the product are: flexible drain connection and polystyrene support set incl. sealant tape or completely integrated installation.
 Including special adhesive.
 Installation set with adjustable feet.

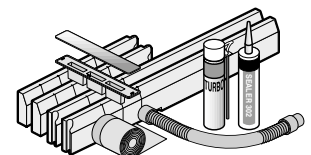
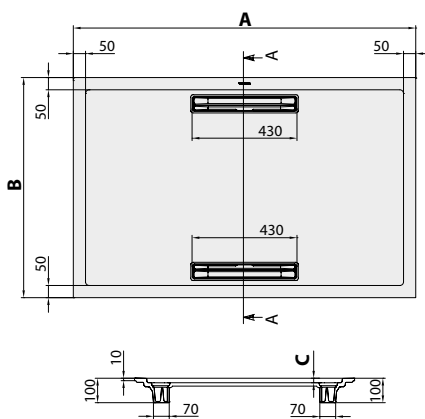
Drain already included in price! No need to order separately.

Technical information:

Drainage capacity: 50 l/min
 Installation height only 10 cm including siphon.



Quarryl®



Article number	Name and version	Size l (A) x w	Depth (C)	kg/pc.	01, 96	1S, 2S, 3S, 4S, RW	pcs/pal.
UDQ 1890 SQR 2V-XX	Squaro, Super Flat	1800 x 900	18	49,8	1.861,-	2.157,-	10
UDQ 1780 SQR 2V-XX		1700 x 800		40,7	1.685,-	1.983,-	10
UDQ 1690 SQR 2V-XX		1600 x 900		44,1	1.662,-	1.960,-	10
UDQ 1490 SQR 2V-XX		1400 x 900		39	1.486,-	1.784,-	10

XX = Colour code to be indicated
 For further information on colours, please see the page at the beginning of this section.

SQUARO Super Flat (Rectangular) Quarryl®

€ excl. VAT

Included in scope of delivery:

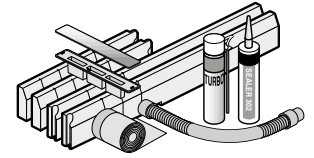
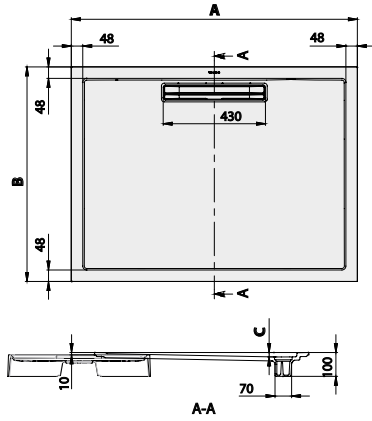
Shower tray with integrated waste and waste cover.
 Supplied with the product are: flexible drain connection and polystyrene support set incl. sealant tape or completely integrated installation.
 Including special adhesive.
 Installation set with adjustable feet.

Drain already included in price! No need to order separately.

Technical information:

Drainage capacity: 36 l/min
 Installation height only 10 cm including siphon.

SHOWER TRAYS



Article number	Name and version	Size l (A) x w	Depth (C)	kg/pc.	01, 96	1S, 2S, 3S, 4S, RW	pcs/ pal.
UDQ 1290 SQR 2V-XX	Squaro, Super Flat	1200 x 900	18	29,8	1.328,-	1.624,-	10

XX = Colour code to be indicated
 For further information on colours, please see the page at the beginning of this section.

SQUARO INFINITY SHOWER TRAYS



€ excl. VAT

With Squaro Infinity, Villeroy & Boch is presenting innovative Quaryl® shower trays that can be cut to size. With the Infinity concept, Villeroy & Boch offers all shower lovers a wealth of possibilities thanks to shower trays that can be cut to size to fit the respective room.

Variety down to the last millimetre, maximum adaptability

- 49 models ranging from 1800 x 1000 to 800 x 700 mm
- Further dimensions can be cut to size down to the last millimetre
- In the case of complex shapes, such as corners, pedestals and projections, special shapes are possible
- Ribbed technology for greater stability when cutting

Minimalist design

- Ultra-flat, rimless look
- Floor-flush integrated designer outlet: colour-coded to match the shower tray and finished with chrome-plated strip, particularly easy to clean, removable, therefore extremely functional
- Drainage rate of 48 l / min well above standard

Colour selection with maximum safety


- For a consistent look: 5 colours to match the Villeroy & Boch floor tiles - Anthracite, Crème, Grey, Brown, Stone White
- Maximum anti-slip class C

Easy and safe installation

- 3 installation variants for maximum flexibility: floor-flush installation, installation on tiles, installation on skirting
- Simple standard assembly similar to Squaro Superflat shower trays

4 convincing benefits of Quaryl®

- Unique & precise
- Solid & robust
- Clean & safe
- Warm & feels soft to the touch



Shower trays Squaro Infinity

Matt colours (Colorline)



1S Anthracite



2S Crème



3S Grey



4S Brown



RW Stone White

Not available in glossy colours!

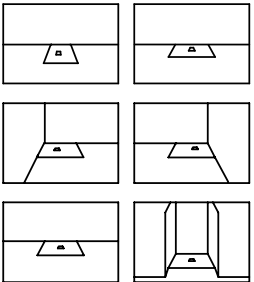
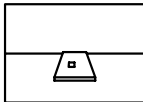
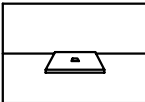
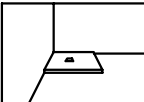
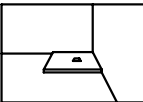
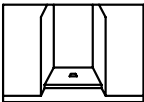
Depending on the material and light incidence, slight colour deviations may occur between the outlet cover and the shower tray.

For information on Squaro Infinity visit our website
PRO.VILLEROY-BOCH.COM/SQUAROINFINITY

SQUARO INFINITY

€ excl. VAT

How do I order?

Length	Width	Flush-fitting installation	Resting installation				
		Page 423, 424, 425, 426, 427	Page 423	Page 423, 426	Page 423, 424, 426	Page 423, 425, 426	Page 423, 424, 425, 426
							
800	700	○	-	-	○	○	○
	750	○	-	-	○	○	○
	800	○	-	-	○	○	○
900	700	○	-	○	○	○	○
	750	○	-	○	○	○	○
	800	○	○	○	○	○	○
	900	○	○	○	○	○	○
1000	700	○	-	-	○	○	○
	750	○	-	-	○	○	○
	800	○	-	-	○	○	○
	900	○	○	○	○	○	○
	1000	○	○	○	○	○	○
1100	700	○	-	-	○	○	○
	750	○	-	-	○	○	○
	800	○	-	-	○	○	○
	900	○	-	-	○	○	○
1200	700	○	-	○	○	○	○
	750	○	-	○	○	○	○
	800	○	○	○	○	○	○
	900	○	○	○	○	○	○
1300	700	○	-	-	○	○	○
	750	○	-	-	○	○	○
	800	○	-	-	○	○	○
	900	○	-	-	○	○	○
1400	700	○	-	○	○	○	○
	750	○	-	○	○	○	○
	800	○	○	○	○	○	○
	900	○	○	○	○	○	○
	1000	○	-	-	-	-	-
1500	700	○	-	-	○	○	○
	750	○	-	-	○	○	○
	800	○	-	-	○	○	○
	900	○	-	-	○	○	○
	1000	○	-	-	-	-	-
1600	700	○	-	○	○	○	○
	750	○	-	○	○	○	○
	800	○	○	○	○	○	○
	900	○	○	○	○	○	○
	1000	○	-	-	○	○	○
1700	700	○	-	-	○	○	○
	750	○	-	-	○	○	○
	800	○	-	-	○	○	○
	900	○	-	-	○	○	○
	1000	○	-	-	○	○	○
1800	700	○	-	○	○	○	○
	750	○	-	○	○	○	○
	800	○	○	○	○	○	○
	900	○	-	○	○	○	○
	1000	○	○	○	○	○	○

For other dimensions see page 428.

Special shapes see order form or page 429.

The symbol "o" means: this size is possible.

SQUARO INFINITY standard models for all installation types (can be cut to size) Quarryl®

€ excl. VAT

Included in scope of delivery:

Outlet cover in matching matt colour with chrome-plated strip.

Not included in scope of delivery:

All shower trays are supplied without support/base.

Technical information:

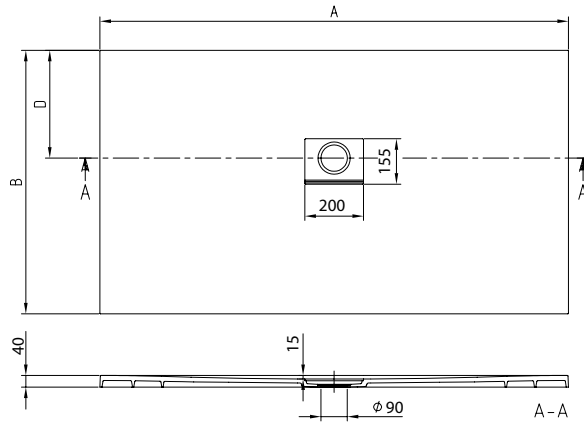
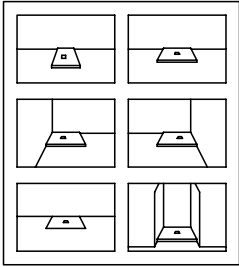
Drainage capacity: 48 l/min

The installation height of the shower tray can be reduced by 30 mm if the Viega outlet fitting art. no. 634 100 is used. Please note: this outlet fitting does not conform to EN 274.

All shower trays are classified as anti-slip class C (in accordance with DIN51097)

These shower trays are not cut and can be used for all types of installation (recessed in the floor, on the floor, on a base).

Quarryl shower trays can be cut to size on site according to the installation instructions; detailed video at pro.villeroy-boch.com/squaroinfinity or QR code on this page.



SHOWER TRAYS

Quarryl®

Article number	Name and version	Size l (A) x w	Waste size D	Depth (C)	kg/pc.	1S, 2S, 3S, 4S, RW	pcs/pal.
UDQ 1810 SQI 2V-XX	Squaro Infinity, standard models for all installation types (can be cut to size)	1800 x 1000	418	15	49,5	1.545,-	10
UDQ 1880 SQI 2V-XX		1800 x 800	318		38,4	1.505,-	10
UDQ 1690 SQI 2V-XX		1600 x 900	368		39	1.385,-	10
UDQ 1680 SQI 2V-XX		1600 x 800	318		34,7	1.342,-	10
UDQ 1490 SQI 2V-XX		1400 x 900	368		34,3	1.187,-	10
UDQ 1480 SQI 2V-XX		1400 x 800	318		30,5	1.163,-	10
UDQ 1290 SQI 2V-XX		1200 x 900	368		29,8	1.145,-	10
UDQ 1280 SQI 2V-XX		1200 x 800	318		26,8	1.145,-	10
UDQ 1010 SQI 1V-XX		1000 x 1000	418			946,-	10
UDQ 1090 SQI 2V-XX		1000 x 900	368		24,3	927,-	10
UDQ 9090 SQI 1V-XX		900 x 900			22	772,-	10
UDQ 9080 SQI 2V-XX		900 x 800	318		19,6	837,-	10

Accessories for shower trays

Article number	Description	Price
U90881299	Tempoplex Plus outlet, plastic, ø 90 mm, without lid	53,-
U91411000	Installation set, for small sizes (900 x 800 - 1000 x 1000), incl. height-adjustable polystyrene rim support, incl. installation foam and adhesive, incl. sealing tape, adjustable height 105 to 150 mm	156,-
U91411100	Installation set, for large sizes (1200 x 800 - 1800 x 1000), incl. height-adjustable polystyrene rim support, incl. installation foam and adhesive, incl. sealing tape, adjustable height 105 to 150 mm, not suitable for the size 1200 x 1200 mm	220,-
U91412300	ViFrame, for smaller shower trays (up to 1000 x 1000 mm) made of Quarryl, without central foot	269,-
U91412400	ViFrame, for larger shower trays (from 1000 x 1000 mm) made of Quarryl, without central foot	329,-

XX = Colour code to be indicated
For further information on colours, please see the page at the beginning of this section.

SQUARO INFINITY corner installation, left against the wall Quarry®

€ excl. VAT

Included in scope of delivery:

Outlet cover in matching matt colour with chrome-plated strip.
The extra charge for cutting already in the total price!

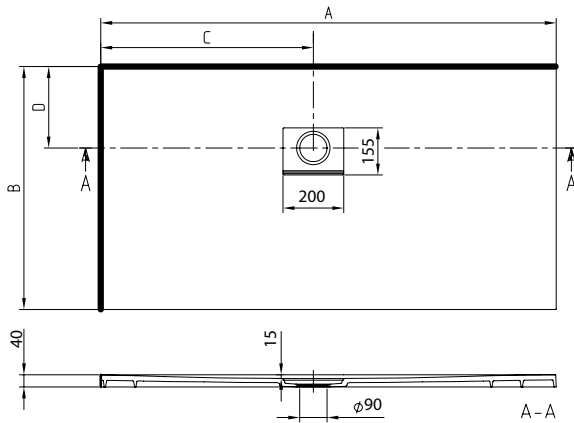
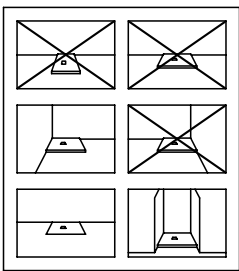
Not included in scope of delivery:

All shower trays are supplied without support/base.
 With cut shower trays, we recommend the use of a composite seal in accordance with ETAG 022 on the floor structure below the shower tray in order to prevent any moisture from penetrating the floor structure.

Technical information:

Cut shower tray (side unprocessed).
 Drainage capacity: 48 l/min
 The installation height of the shower tray can be reduced by 30 mm if the Viega outlet fitting art. no. 634 100 is used. Please note: this outlet fitting does not conform to EN 274.
 All shower trays are classified as anti-slip class C (in accordance with DIN51097)
Surface-mounted models can be fitted in corners on the left against the wall, in a niche or flush-fit with the floor.
Quarryl shower trays can be cut to size on site according to the installation instructions; detailed video at pro.villeroy-boch.com/squaroinfinity or QR code on this page.
These shower trays are cut on two sides, some sizes only on the short side (see sizes marked with *).

SHOWER TRAYS



Quarryl®

Article number	Name and version	Size l (A) x w	Waste size C	Waste size D	Depth (C)	kg/pc.	1S, 2S, 3S, 4S, RW	pcs/pal.
UDQ 1710 SQI 2LV-XX	Squaro Infinity, corner installation, left against the wall	1700 x 1000*	800	418	15	49	1.408,-	1
UDQ 1790 SQI 2LV-XX		1700 x 900		318		44	1.388,-	1
UDQ 1780 SQI 2LV-XX		1700 x 800*		268		36,3	1.368,-	1
UDQ 1775 SQI 2LV-XX		1700 x 750		218		35	1.343,-	1
UDQ 1770 SQI 2LV-XX		1700 x 700		15		32,7	1.322,-	1
UDQ 1610 SQI 2LV-XX		1600 x 1000*	418	46		1.403,-	1	
UDQ 1590 SQI 2LV-XX		1500 x 900*	368	36,6		1.287,-	1	
UDQ 1580 SQI 2LV-XX		1500 x 800*	700	318		32,5	1.264,-	1
UDQ 1575 SQI 2LV-XX		1500 x 750	268	30,5		1.243,-	1	
UDQ 1570 SQI 2LV-XX		1500 x 700	218	28,5		1.220,-	1	
UDQ 1390 SQI 2LV-XX		1300 x 900*	368	31		1.265,-	1	
UDQ 1380 SQI 2LV-XX		1300 x 800*	600	318		28,3	1.244,-	1
UDQ 1375 SQI 2LV-XX		1300 x 750	268	26,6		1.222,-	1	
UDQ 1370 SQI 2LV-XX		1300 x 700	218	24,8		1.134,-	1	
UDQ 1190 SQI 2LV-XX		1100 x 900*	368	27,3		897,-	1	
UDQ 1180 SQI 2LV-XX		1100 x 800*	318	24,6		876,-	1	
UDQ 1175 SQI 2LV-XX		1100 x 750	500	23		854,-	1	
UDQ 1170 SQI 2LV-XX		1100 x 700	218	21,5		834,-	1	
UDQ 1075 SQI 2LV-XX		1000 x 750	268	20,9		906,-	1	
UDQ 1070 SQI 2LV-XX		1000 x 700	218	19,5		873,-	1	
UDQ 8080 SQI 1LV-XX		800 x 800*	350	318		17,4	749,-	1
UDQ 8075 SQI 2LV-XX		800 x 750	268	16,3		749,-	1	
UDQ 8070 SQI 2LV-XX		800 x 700	218	15,2		749,-	1	

Accessories for shower trays

Article number	Description	Price
U90881299	Tempoplex Plus outlet, plastic, ø 90 mm, without lid	53,-
U91411000	Installation set, for small sizes (900 x 800 - 1000 x 1000), incl. height-adjustable polystyrene rim support, incl. installation foam and adhesive, incl. sealing tape, adjustable height 105 to 150 mm	156,-
U91411100	Installation set, for large sizes (1200 x 800 - 1800 x 1000), incl. height-adjustable polystyrene rim support, incl. installation foam and adhesive, incl. sealing tape, adjustable height 105 to 150 mm, not suitable for the size 1200 x 1200 mm	220,-
U91412300	ViFrame, for smaller shower trays (up to 1000 x 1000 mm) made of Quarryl, without central foot	269,-
U91412400	ViFrame, for larger shower trays (from 1000 x 1000 mm) made of Quarryl, without central foot	329,-

XX = Colour code to be indicated
 For further information on colours, please see the page at the beginning of this section.

SQUARO INFINITY corner installation, right against the wall Quarryl®

€ excl. VAT

Included in scope of delivery:

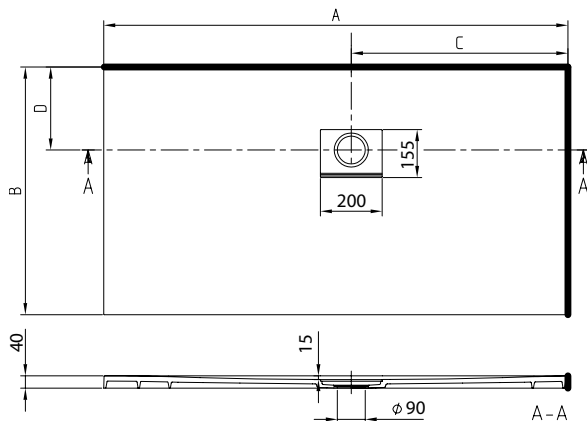
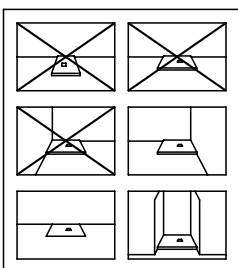

Outlet cover in matching matt colour with chrome-plated strip.
The extra charge for cutting already in the total price!

Not included in scope of delivery:

All shower trays are supplied without support/base.
 With cut shower trays, we recommend the use of a composite seal in accordance with ETAG 022 on the floor structure below the shower tray in order to prevent any moisture from penetrating the floor structure.

Technical information:

Cut shower tray (side unprocessed).
 Drainage capacity: 48 l/min
 The installation height of the shower tray can be reduced by 30 mm if the Viega outlet fitting art. no. 634 100 is used. Please note: this outlet fitting does not conform to EN 274.
 All shower trays are classified as anti-slip class C (in accordance with DIN51097)
Surface-mounted models can be fitted in corners on the right against the wall, in a niche or flush-fit with the floor.
Quarryl shower trays can be cut to size on site according to the installation instructions; detailed video at pro.villeroy-boch.com/squaroinfinity or QR code on this page.
These shower trays are cut on two sides, some sizes only on the short side (see sizes marked with *).



Article number	Name and version	Size I (A) x w	Waste size C	Waste size D	Depth (C)	kg/pc.	1S, 2S, 3S, 4S, RW	pcs/pal.
UDQ 1710 SQI 2RV-XX	Squaro Infinity, corner installation, right against the wall	1700 x 1000*	800	418	15	49	1.408,-	1
UDQ 1790 SQI 2RV-XX		1700 x 900		318		44	1.388,-	1
UDQ 1780 SQI 2RV-XX		1700 x 800*		268		36,3	1.368,-	1
UDQ 1775 SQI 2RV-XX		1700 x 750		218		35	1.343,-	1
UDQ 1770 SQI 2RV-XX		1700 x 700		160		32,7	1.322,-	1
UDQ 1610 SQI 2RV-XX		1600 x 1000*	700	418		46	1.403,-	1
UDQ 1590 SQI 2RV-XX		1500 x 900*		368		36,6	1.287,-	1
UDQ 1580 SQI 2RV-XX		1500 x 800*		318		32,5	1.264,-	1
UDQ 1575 SQI 2RV-XX		1500 x 750		268		30,5	1.243,-	1
UDQ 1570 SQI 2RV-XX		1500 x 700		218		28,5	1.220,-	1
UDQ 1390 SQI 2RV-XX		1300 x 900*	600	368		31	1.265,-	1
UDQ 1380 SQI 2RV-XX		1300 x 800*		318		28,3	1.244,-	1
UDQ 1375 SQI 2RV-XX		1300 x 750		268		26,6	1.222,-	1
UDQ 1370 SQI 2RV-XX		1300 x 700	218	24,8		1.134,-	1	
UDQ 1190 SQI 2RV-XX		1100 x 900*	500	368		27,3	897,-	1
UDQ 1180 SQI 2RV-XX		1100 x 800*		318		24,6	876,-	1
UDQ 1175 SQI 2RV-XX		1100 x 750		268		23	854,-	1
UDQ 1170 SQI 2RV-XX		1100 x 700		218		21,5	834,-	1
UDQ 1075 SQI 2RV-XX		1000 x 750		268		20,9	906,-	1
UDQ 1070 SQI 2RV-XX		1000 x 700	218	19,5		873,-	1	
UDQ 8080 SQI 1RV-XX		800 x 800*	350	318		17,4	749,-	1
UDQ 8075 SQI 2RV-XX		800 x 750		268		16,3	749,-	1
UDQ 8070 SQI 2RV-XX		800 x 700		218		15,2	749,-	1

Accessories for shower trays

Article number	Description	Price
U90881299	Tempoplex Plus outlet, plastic, ø 90 mm, without lid	53,-
U91411000	Installation set, for small sizes (900 x 800 - 1000 x 1000), incl. height-adjustable polystyrene rim support, incl. installation foam and adhesive, incl. sealing tape, adjustable height 105 to 150 mm	156,-
U91411100	Installation set, for large sizes (1200 x 800 - 1800 x 1000), incl. height-adjustable polystyrene rim support, incl. installation foam and adhesive, incl. sealing tape, adjustable height 105 to 150 mm, not suitable for the size 1200 x 1200 mm	220,-
U91412300	ViFrame, for smaller shower trays (up to 1000 x 1000 mm) made of Quarryl, without central foot	269,-
U91412400	ViFrame, for larger shower trays (from 1000 x 1000 mm) made of Quarryl, without central foot	329,-

XX = Colour code to be indicated
 For further information on colours, please see the page at the beginning of this section.

SQUARO INFINITY long side cut against wall, for all installation types Quarryl®

€ excl. VAT

Included in scope of delivery: Outlet cover in matching matt colour with chrome-plated strip.

The extra charge for cutting already in the total price!

Not included in scope of delivery: All shower trays are supplied without support/base.

With cut shower trays, we recommend the use of a composite seal in accordance with ETAG 022 on the floor structure below the shower tray in order to prevent any moisture from penetrating the floor structure.

Technical information: Cut shower tray (side unprocessed).

Drainage capacity: 48 l/min

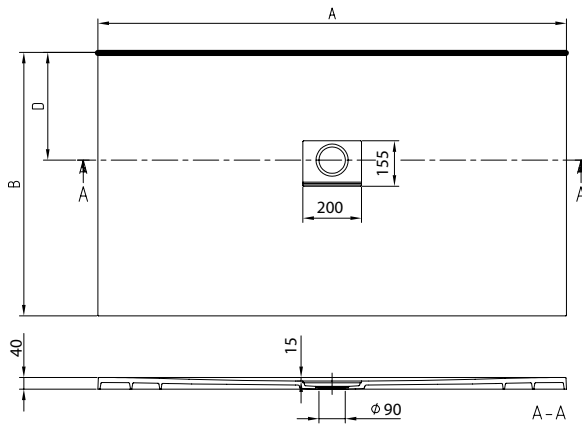
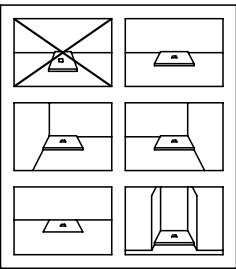
The installation height of the shower tray can be reduced by 30 mm if the Viega outlet fitting art. no. 634 100 is used. Please note: this outlet fitting does not conform to EN 274.

All shower trays are classified as anti-slip class C (in accordance with DIN51097)

Quaryl shower trays can be cut to size on site according to the installation instructions; detailed video at pro.villeroy-boch.com/squaroinfinity or QR code on this page.

Surface-mounted models can be fitted centred, in corners on the left or right against the wall, in a niche or flush-fit with the floor.

SHOWER TRAYS



Quaryl®

Article number	Name and version	Size l (A) x w	Waste size D	Depth (C)	kg/pc.	1S, 2S, 3S, 4S, RW	pcs/pal.
UDQ 1890 SQI 2BV-XX	Squaro Infinity, long side cut against wall, for all installation types	1800 x 900	318	15	47	1.527,-	1
UDQ 1875 SQI 2BV-XX		1800 x 750	268		36	1.484,-	1
UDQ 1870 SQI 2BV-XX		1800 x 700	218		33,6	1.460,-	1
UDQ 1675 SQI 2BV-XX		1600 x 750	268		32,5	1.324,-	1
UDQ 1670 SQI 2BV-XX		1600 x 700	218		30,4	1.297,-	1
UDQ 1475 SQI 2BV-XX		1400 x 750	268		28,6	1.139,-	1
UDQ 1470 SQI 2BV-XX		1400 x 700	218		26,7	1.116,-	1
UDQ 1275 SQI 2BV-XX		1200 x 750	268		25,1	1.117,-	1
UDQ 1270 SQI 2BV-XX		1200 x 700	218		23,5	1.095,-	1
UDQ 1080 SQI 2BV-XX		1000 x 800	268		21,6	927,-	1
UDQ 9075 SQI 2BV-XX		900 x 750	268		18,4	811,-	1
UDQ 9070 SQI 2BV-XX		900 x 700	218		17,2	772,-	1

Accessories for shower trays

Article number	Description	Price
U90881299	Tempoplex Plus outlet, plastic, ø 90 mm, without lid	53,-
U91411000	Installation set, for small sizes (900 x 800 - 1000 x 1000), incl. height-adjustable polystyrene rim support, incl. installation foam and adhesive, incl. sealing tape, adjustable height 105 to 150 mm	156,-
U91411100	Installation set, for large sizes (1200 x 800 - 1800 x 1000), incl. height-adjustable polystyrene rim support, incl. installation foam and adhesive, incl. sealing tape, adjustable height 105 to 150 mm, not suitable for the size 1200 x 1200 mm	220,-
U91412300	ViFrame, for smaller shower trays (up to 1000 x 1000 mm) made of Quaryl, without central foot	269,-
U91412400	ViFrame, for larger shower trays (from 1000 x 1000 mm) made of Quaryl, without central foot	329,-

XX = Colour code to be indicated
For further information on colours, please see the page at the beginning of this section.

SQUARO INFINITY Installation: flush-fitting / in a niche Quarryl®

€ excl. VAT

Included in scope of delivery: Outlet cover in matching matt colour with chrome-plated strip.

The extra charge for cutting already in the total price!

Not included in scope of delivery: All shower trays are supplied without support/base.

With cut shower trays, we recommend the use of a composite seal in accordance with ETAG 022 on the floor structure below the shower tray in order to prevent any moisture from penetrating the floor structure.

Technical information: Cut shower tray (side unprocessed).

Drainage capacity: 48 l/min

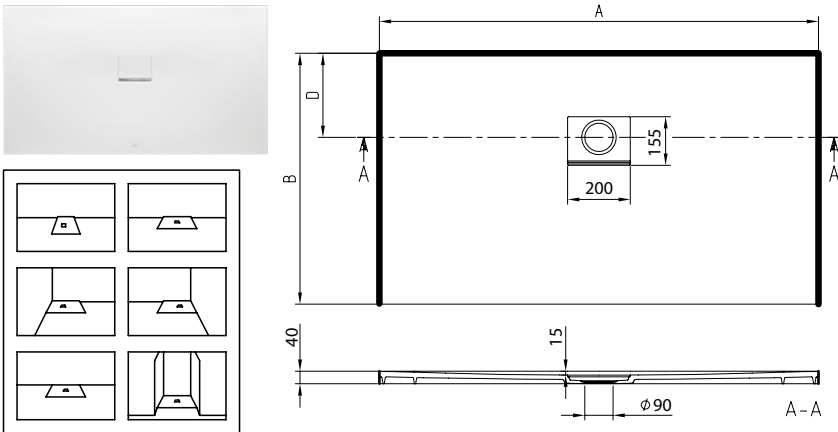
The installation height of the shower tray can be reduced by 30 mm if the Viega outlet fitting art. no. 634 100 is used. Please note: this outlet fitting does not conform to EN 274.

All shower trays are classified as anti-slip class C (in accordance with DIN51097)

Surface-mounted models can be fitted in a niche or flush-fit with the floor.

Quarryl shower trays can be cut to size on site according to the installation instructions; detailed video at pro.villeroy-boch.com/squaroinfinity or QR code on this page.

These shower trays are cut on three sides, some sizes only on the short side (see sizes marked with *).



Article number	Name and version	Size l (A) x w	Waste size D	Depth (C)	kg/pc.	1S, 2S, 3S, 4S, RW	pcs/pal.
UDQ 1710 SQI 2IV-XX	Squaro Infinity, Installation: flush-fitting / in a niche	1700 x 1000*	418	15	49	1.408,-	1
UDQ 1790 SQI 2IV-XX		1700 x 900	318		44	1.388,-	1
UDQ 1780 SQI 2IV-XX		1700 x 800*	36,3		36,3	1.368,-	1
UDQ 1775 SQI 2IV-XX		1700 x 750	268		35	1.343,-	1
UDQ 1770 SQI 2IV-XX		1700 x 700	218		32,7	1.322,-	1
UDQ 1610 SQI 2IV-XX		1600 x 1000*	418		46	1.403,-	1
UDQ 1510 SQI 2IV-XX		1500 x 1000*	368		43	1.306,-	1
UDQ 1590 SQI 2IV-XX		1500 x 900*	368		36,6	1.287,-	1
UDQ 1580 SQI 2IV-XX		1500 x 800*	318		32,5	1.264,-	1
UDQ 1575 SQI 2IV-XX		1500 x 750	268		30,5	1.243,-	1
UDQ 1570 SQI 2IV-XX		1500 x 700	218		28,5	1.220,-	1
UDQ 1410 SQI 2IV-XX		1400 x 1000*	418		40	1.206,-	1
UDQ 1390 SQI 2IV-XX		1300 x 900*	368		31	1.265,-	1
UDQ 1380 SQI 2IV-XX		1300 x 800*	318		28,3	1.244,-	1
UDQ 1375 SQI 2IV-XX		1300 x 750	268		26,6	1.222,-	1
UDQ 1370 SQI 2IV-XX		1300 x 700	218		24,8	1.134,-	1
UDQ 1190 SQI 2IV-XX		1100 x 900*	368		27,3	897,-	1
UDQ 1180 SQI 2IV-XX		1100 x 800	318		24,6	876,-	1
UDQ 1175 SQI 2IV-XX		1100 x 750	268		23	854,-	1
UDQ 1170 SQI 2IV-XX		1100 x 700	218		21,5	834,-	1
UDQ 1075 SQI 2IV-XX		1000 x 750	268		20,9	906,-	1
UDQ 1070 SQI 2IV-XX		1000 x 700	218		19,5	873,-	1
UDQ 8080 SQI 11V-XX		800 x 800*	318		17,4	749,-	1
UDQ 8075 SQI 2IV-XX		800 x 750	268		16,3	749,-	1
UDQ 8070 SQI 2IV-XX		800 x 700	218		15,2	749,-	1

Accessories for shower trays

Article number	Description	Price
U90881299	Tempoplex Plus outlet, plastic, ø 90 mm, without lid	53,-
U91411000	Installation set, for small sizes (900 x 800 - 1000 x 1000), incl. height-adjustable polystyrene rim support, incl. installation foam and adhesive, incl. sealing tape, adjustable height 105 to 150 mm	156,-
U91411100	Installation set, for large sizes (1200 x 800 - 1800 x 1000), incl. height-adjustable polystyrene rim support, incl. installation foam and adhesive, incl. sealing tape, adjustable height 105 to 150 mm, not suitable for the size 1200 x 1200 mm	220,-
U91412300	ViFrame, for smaller shower trays (up to 1000 x 1000 mm) made of Quarryl, without central foot	269,-
U91412400	ViFrame, for larger shower trays (from 1000 x 1000 mm) made of Quarryl, without central foot	329,-

XX = Colour code to be indicated

For further information on colours, please see the page at the beginning of this section.

SHOWER TRAYS

SQUARO INFINITY

 Measuring for flush-fit installation Quarryl®

€ excl. VAT

Included in scope of delivery:

Outlet cover in matching matt colour with chrome-plated strip.

Not included in scope of delivery:

All shower trays are supplied without support/base.

With cut shower trays, we recommend the use of a composite seal in accordance with ETAG 022 on the floor structure below the shower tray in order to prevent any moisture from penetrating the floor structure.

Technical information:

Cut shower tray (side unprocessed).

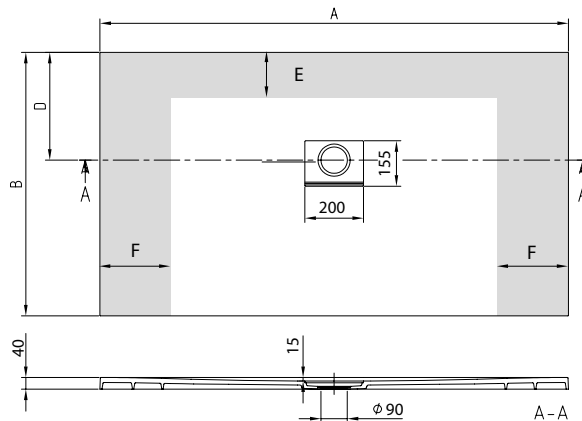
The installation height of the shower tray can be reduced by 30 mm if the Viega outlet fitting art. no. 634 100 is used. Please note: this outlet fitting does not conform to EN 274.

All shower trays are classified as anti-slip class C (in accordance with DIN51097)

Drainage capacity: 48 l/min

For cut models, please state the exact dimension in mm, see order form on page 430.**The grey area in the technical drawing shows the area that can be cut.****Quaryl shower trays are only cut to size in the factory.**

Quaryl®



Article number	Name and version	Size l (A) x w	Maximum cutting options (E/F/G)	Depth (C)	Waste ø	Waste l x w	1S, 2S, 3S, 4S, RW	pcs/pal.
UDQ 1810 SQI 2MV-XX	Squaro Infinity, Measuring for flush-fit installation	1800 x 1000	200 / 200 / -	15	90	200 x 155	1.713,-	1
UDQ 1880 SQI 2MV-XX		1800 x 800					1.673,-	1
UDQ 1690 SQI 2MV-XX		1600 x 900					1.552,-	1
UDQ 1680 SQI 2MV-XX		1600 x 800					1.509,-	1
UDQ 1490 SQI 2MV-XX		1400 x 900	100 / 200 / -				1.355,-	1
UDQ 1480 SQI 2MV-XX		1400 x 800					1.331,-	1
UDQ 1290 SQI 2MV-XX		1200 x 900					1.312,-	1
UDQ 1280 SQI 2MV-XX		1200 x 800					1.312,-	1
UDQ 1010 SQI 1MV-XX		1000 x 1000					1.113,-	1
UDQ 1090 SQI 2MV-XX		1000 x 900	100 / 100 / -				1.094,-	1
UDQ 9090 SQI 1MV-XX		900 x 900					1.003,-	1
UDQ 9080 SQI 2MV-XX		900 x 800					939,-	1

Accessories for shower trays

Article number	Description	Price
U91411000	Installation set, for small sizes (900 x 800 - 1000 x 1000), incl. height-adjustable polystyrene rim support, incl. installation foam and adhesive, incl. sealing tape, adjustable height 105 to 150 mm	156,-
U91411100	Installation set, for large sizes (1200 x 800 - 1800 x 1000), incl. height-adjustable polystyrene rim support, incl. installation foam and adhesive, incl. sealing tape, adjustable height 105 to 150 mm, not suitable for the size 1200 x 1200 mm	220,-
U90881299	Tempoplex Plus outlet, plastic, ø 90 mm, without lid	53,-
U91412300	ViFrame, for smaller shower trays (up to 1000 x 1000 mm) made of Quaryl, without central foot	269,-
U91412400	ViFrame, for larger shower trays (from 1000 x 1000 mm) made of Quaryl, without central foot	329,-

XX = Colour code to be indicated

For further information on colours, please see the page at the beginning of this section.

SQUARO INFINITY

 Measuring special shapes Quaryl®

€ excl. VAT

Included in scope of delivery:

Outlet cover in matching matt colour with chrome-plated strip.

Not included in scope of delivery:

All shower trays are supplied without support/base.

With cut shower trays, we recommend the use of a composite seal in accordance with ETAG 022 on the floor structure below the shower tray in order to prevent any moisture from penetrating the floor structure.

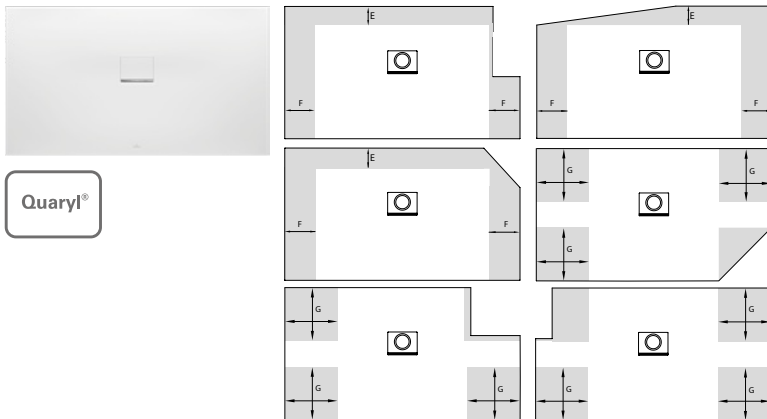
Technical information:

Cut shower tray (side unprocessed).

The installation height of the shower tray can be reduced by 30 mm if the Viega outlet fitting art. no. 634 100 is used. Please note: this outlet fitting does not conform to EN 274.

All shower trays are classified as anti-slip class C (in accordance with DIN51097)

Drainage capacity: 48 l/min

For cut models, please state the exact dimension in mm, see order form on page 430.**The grey area in the technical drawing shows the area that can be cut.****Quaryl shower trays are only cut to size in the factory.**

Article number	Name and version	Size l (A) x w	Maximum cutting options (E/F/G)	Depth (C)	Waste ø	Waste l x w	1S, 2S, 3S, 4S, RW	pcs/pal.	
UDQ 1810 SQI 2SV-XX	Squaro Infinity, Measuring special shapes	1800 x 1000	200 / 200 / 300	15	90	200 x 155	1.713,-	1	
UDQ 1880 SQI 2SV-XX		1800 x 800	100 / 200 / 300				1.673,-	1	
UDQ 1690 SQI 2SV-XX		1600 x 900					1.552,-	1	
UDQ 1680 SQI 2SV-XX		1600 x 800					1.509,-	1	
UDQ 1490 SQI 2SV-XX		1400 x 900					1.355,-	1	
UDQ 1480 SQI 2SV-XX		1400 x 800					1.331,-	1	
UDQ 1290 SQI 2SV-XX		1200 x 900					1.312,-	1	
UDQ 1280 SQI 2SV-XX		1200 x 800					1.312,-	1	
UDQ 1010 SQI 1SV-XX		1000 x 1000					100 / 100 / 300	1.113,-	1
UDQ 1090 SQI 2SV-XX		1000 x 900						1.094,-	1
UDQ 9090 SQI 1SV-XX		900 x 900						1.003,-	1
UDQ 9080 SQI 2SV-XX		900 x 800						939,-	1

Accessories for shower trays

Article number	Description	Price
U91411000	Installation set, for small sizes (900 x 800 - 1000 x 1000), incl. height-adjustable polystyrene rim support, incl. installation foam and adhesive, incl. sealing tape, adjustable height 105 to 150 mm	156,-
U91411100	Installation set, for large sizes (1200 x 800 - 1800 x 1000), incl. height-adjustable polystyrene rim support, incl. installation foam and adhesive, incl. sealing tape, adjustable height 105 to 150 mm, not suitable for the size 1200 x 1200 mm	220,-
U90881299	Tempoplex Plus outlet, plastic, ø 90 mm, without lid	53,-
U91412300	ViFrame, for smaller shower trays (up to 1000 x 1000 mm) made of Quaryl, without central foot	269,-
U91412400	ViFrame, for larger shower trays (from 1000 x 1000 mm) made of Quaryl, without central foot	329,-

ORDER FORM SQUARO INFINITY

€ excl. VAT

Wholesaler order number: _____
 Name: _____
 Contact person: _____
 Postal code, town/city: _____
 Address: _____
 Fax: _____
 Tel. no.: _____
 Signature: _____

SHOWER TRAYS

Please note:

The length and width are the actual size of the required shower tray.
 It is essential that you include an all-round, 5 mm expansion joint in your planning.

Article number _____

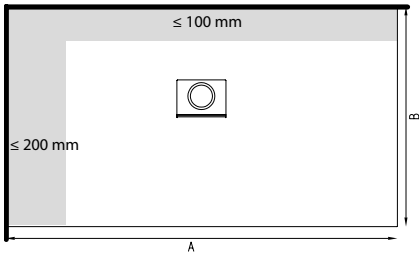
Length A (see options): _____ mm (Tolerance 0/+1 mm)

Width B (see options): _____ mm (Tolerance 0/+1 mm)

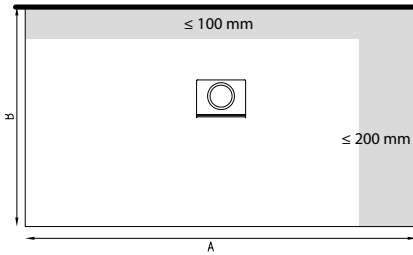
Options: = area that can be cut to size

Colour of shower tray: 1S (Anthracite) 2S (Crème) 3S (Grey) 4S (Brown) RW (Stone White)

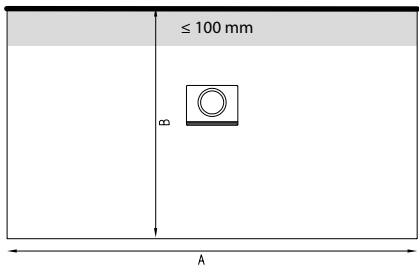
Installation position:



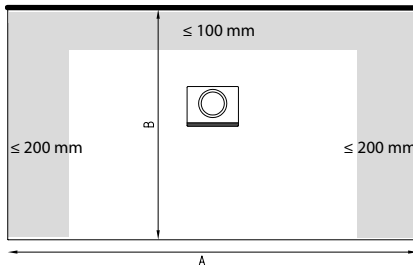
Left-hand version (left side cut and placed against the wall, floor-flush or 40 mm on the floor)



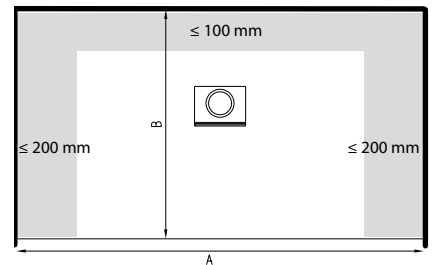
Right-hand version (right side cut and placed against the wall, floor-flush or 40 mm on the floor)



Wall-mounted variant* (flush-mounted or 40 mm above the floor)



Wall-mounted variant (floor-flush)

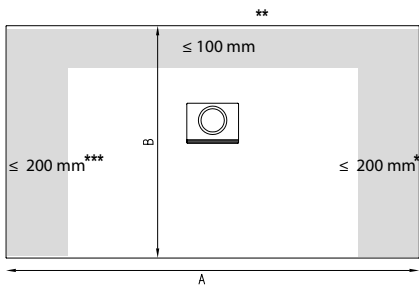


Niche variant (flush-mounted or 40 mm above the floor)

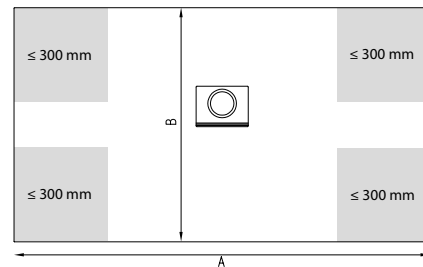
* With variants on the floor, this length (A) is based on the sizes "Standard models for all installation types" (see page 423)

Special dimensions:

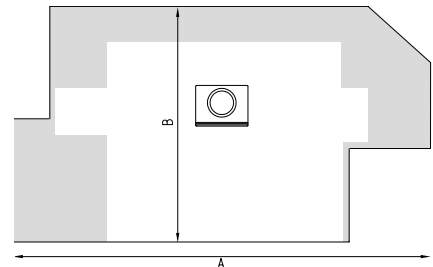
No (no additional information needed) Yes (please add drawing, see) Yes (please add drawing, see)



** 1200x1200 and 1800x1800 ≤ 200mm
 *** 1000x1000, 1000x900, 900x900 and 900x800 ≤ 100mm



Example drawing



Example drawing

ARCHITECTURA MetalRim (Square) Acrylic (15 mm)

€ excl. VAT

Included in scope of delivery:

Outlet cover in White Alpine (01), for matt colours, outlet cover in matching matt colours. Depending on the material and light incidence, slight colour deviations may occur between the outlet cover and the shower tray.

Not included in scope of delivery:

All shower trays are supplied without support/base.

With MetalRim and an edge height of 15mm, we recommend the use of a composite seal in accordance with ETAG 022 on the floor structure below the shower tray in order to prevent any moisture from penetrating the floor structure.

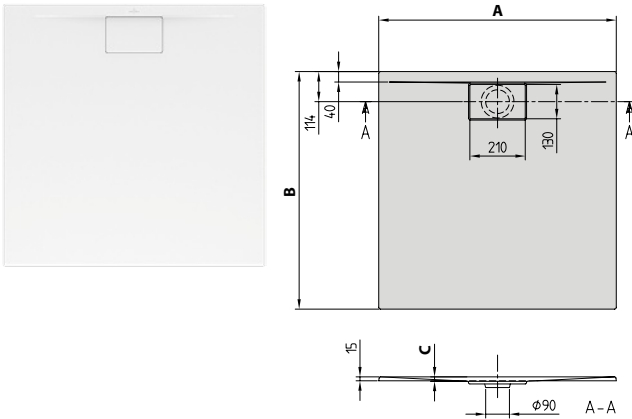
Technical information:

The VILBOGRIP anti-slip finish (anti-slip class C) can be ordered for the colour 01.

The installation height of the shower tray can be reduced by 30 mm if the Viega outlet fitting art. no. 634 100 is used. Please note: this outlet fitting does not conform to EN 274.

All shower trays in the Colorline colours are classified as anti-slip class B.

The shower trays in the new colors Colorline are not available for all dimensions.



Article number	Name and version	Size l (A) x w	Depth (C)	kg/pc.	01, 96	1S, 2S, 3S, 4S, RW	pcs/pal.	
UDA 1010 ARA 115V-XX	Architectura, MetalRim	1000 x 1000	19	15,5	428,-	619,-	25	
UDA 1010 ARA 115GV-01	Architectura, MetalRim, incl. anti slip (VILBOGRIP)			16	565,-		25	
UDA 9090 ARA 115V-XX	Architectura, MetalRim	900 x 900	17	11		383,-	548,-	25
UDA 9090 ARA 115GV-01	Architectura, MetalRim, incl. anti slip (VILBOGRIP)					520,-		25
UDA 8080 ARA 115V-XX	Architectura, MetalRim	800 x 800	15			388,-	512,-	25
UDA 8080 ARA 115GV-01	Architectura, MetalRim, incl. anti slip (VILBOGRIP)					525,-		25

Accessories for shower trays

Article number	Description	Price
U90881299	Tempoplex Plus outlet, plastic, ø 90 mm, without lid	53,-
UCWAS0231-61	Outlet cover, 130 x 210 mm, Chrome	45,-
UCWAS0231-69	Outlet cover, 130 x 210 mm, Brushed Chrome	45,-
U82990000	Shower tray feet, steel, adjustable height 105 to 190 mm	75,-
U91411200	Installation set, for small sizes (800 x 800 - 1000 x 1000), incl. height-adjustable polystyrene rim support, incl. installation foam and adhesive, incl. sealing tape, incl. 2 polystyrene blocks for floor support, adjustable height 105 to 150 mm	151,-
U9090000010	Fixing foam (non-expanding), for extra-flat installation (without base)	24,-
U91411300	Installation set, for large sizes (1200 x 700 - 1800 x 900), incl. height-adjustable polystyrene rim support, incl. installation foam and adhesive, incl. sealing tape, incl. 3 polystyrene blocks for floor support, adjustable height 105 to 150 mm	214,-
U90881299	Tempoplex Plus outlet, plastic, ø 90 mm, without lid	53,-
U91412100	ViFrame, for smaller shower trays (up to 1000 x 1000 mm) made of ceramic or acrylic, incl. 2 central feet	299,-
U91412200	ViFrame, for larger shower trays (from 1000 x 1000 mm) made of ceramic or acrylic, incl. 4 central feet	359,-

XX = Colour code to be indicated

For further information on colours, please see the page at the beginning of this section.

ARCHITECTURA MetalRim (Rectangular) Acrylic (15 mm)

€ excl. VAT

Included in scope of delivery:

Outlet cover in White Alpine (01), for matt colours, outlet cover in matching matt colours. Depending on the material and light incidence, slight colour deviations may occur between the outlet cover and the shower tray.

Not included in scope of delivery:

All shower trays are supplied without support/base.

With MetalRim and an edge height of 15mm, we recommend the use of a composite seal in accordance with ETAG 022 on the floor structure below the shower tray in order to prevent any moisture from penetrating the floor structure.

Technical information:

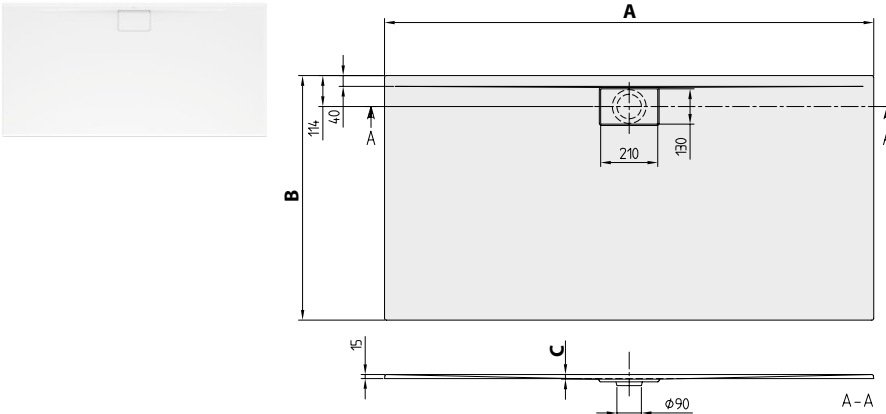
The VILBOGRIP anti-slip finish (anti-slip class C) can be ordered for the colour 01.

The installation height of the shower tray can be reduced by 30 mm if the Viega outlet fitting art. no. 634 100 is used. Please note: this outlet fitting does not conform to EN 274.

All shower trays in the Colorline colours are classified as anti-slip class B.

From size 1400 x 900 two supports (U82990000) are required.

The shower trays in the new colors Colorline are not available for all dimensions.



Article number	Name and version	Size l (A) x w	Depth (C)	kg/pc.	01, 96	1S, 2S, 3S, 4S, RW	pcs/pal.
UDA 1890 ARA 215V-XX	Architectura, MetalRim	1800 x 900	17	27	691,-	935,-	15
UDA 1890 ARA 215GV-01	Architectura, MetalRim, incl. anti slip (VILBOGRIP)			30	828,-		15
UDA 1880 ARA 215V-XX	Architectura, MetalRim	1800 x 800	17	24	678,-		15
UDA 1880 ARA 215GV-01	Architectura, MetalRim, incl. anti slip (VILBOGRIP)			28	815,-		15
UDA 1790 ARA 215V-XX	Architectura, MetalRim	1700 x 900	17	25	678,-		15
UDA 1790 ARA 215GV-01	Architectura, MetalRim, incl. anti slip (VILBOGRIP)			29	815,-		15
UDA 1780 ARA 215V-XX	Architectura, MetalRim	1700 x 800	17	23	668,-		15
UDA 1780 ARA 215GV-01	Architectura, MetalRim, incl. anti slip (VILBOGRIP)			24	805,-		15
UDA 1775 ARA 215V-XX	Architectura, MetalRim	1700 x 750	16	21	655,-		15
UDA 1775 ARA 215GV-01	Architectura, MetalRim, incl. anti slip (VILBOGRIP)				792,-		15
UDA 1770 ARA 215V-XX	Architectura, MetalRim	1700 x 700	16	20	645,-		15
UDA 1770 ARA 215GV-01	Architectura, MetalRim, incl. anti slip (VILBOGRIP)				18	782,-	
UDA 1690 ARA 215V-XX	Architectura, MetalRim	1600 x 900	17	24	640,-	901,-	15
UDA 1690 ARA 215GV-01	Architectura, MetalRim, incl. anti slip (VILBOGRIP)			27	777,-		15
UDA 1680 ARA 215V-XX	Architectura, MetalRim	1600 x 800	17	21	655,-		15
UDA 1680 ARA 215GV-01	Architectura, MetalRim, incl. anti slip (VILBOGRIP)			22	792,-		15
UDA 1675 ARA 215V-XX	Architectura, MetalRim	1600 x 750	15	20	645,-		15
UDA 1675 ARA 215GV-01	Architectura, MetalRim, incl. anti slip (VILBOGRIP)				782,-		15
UDA 1670 ARA 215V-XX	Architectura, MetalRim	1600 x 700	15	20	634,-		15
UDA 1670 ARA 215GV-01	Architectura, MetalRim, incl. anti slip (VILBOGRIP)				771,-		15

Accessories for shower trays

Article number	Description	Price
U90881299	Tempoplex Plus outlet, plastic, ø 90 mm, without lid	53,-
UCWAS0231-61	Outlet cover, 130 x 210 mm, Chrome	45,-
UCWAS0231-69	Outlet cover, 130 x 210 mm, Brushed Chrome	45,-
U82990000	Shower tray feet, steel, adjustable height 105 to 190 mm	75,-
U91411200	Installation set, for small sizes (800 x 800 - 1000 x 1000), incl. height-adjustable polystyrene rim support, incl. installation foam and adhesive, incl. sealing tape, incl. 2 polystyrene blocks for floor support, adjustable height 105 to 150 mm	151,-
U9090000010	Fixing foam (non-expanding), for extra-flat installation (without base)	24,-
U91411300	Installation set, for large sizes (1200 x 700 - 1800 x 900), incl. height-adjustable polystyrene rim support, incl. installation foam and adhesive, incl. sealing tape, incl. 3 polystyrene blocks for floor support, adjustable height 105 to 150 mm	214,-
U90881299	Tempoplex Plus outlet, plastic, ø 90 mm, without lid	53,-
U91412100	ViFrame, for smaller shower trays (up to 1000 x 1000 mm) made of ceramic or acrylic, incl. 2 central feet	299,-
U91412200	ViFrame, for larger shower trays (from 1000 x 1000 mm) made of ceramic or acrylic, incl. 4 central feet	359,-

XX = Colour code to be indicated

For further information on colours, please see the page at the beginning of this section.

ARCHITECTURA MetalRim (Rectangular) Acrylic (15 mm)

€ excl. VAT

Included in scope of delivery:

Outlet cover in White Alpine (01), for matt colours, outlet cover in matching matt colours. Depending on the material and light incidence, slight colour deviations may occur between the outlet cover and the shower tray.

Not included in scope of delivery:

All shower trays are supplied without support/base.

With MetalRim and an edge height of 15mm, we recommend the use of a composite seal in accordance with ETAG 022 on the floor structure below the shower tray in order to prevent any moisture from penetrating the floor structure.

Technical information:

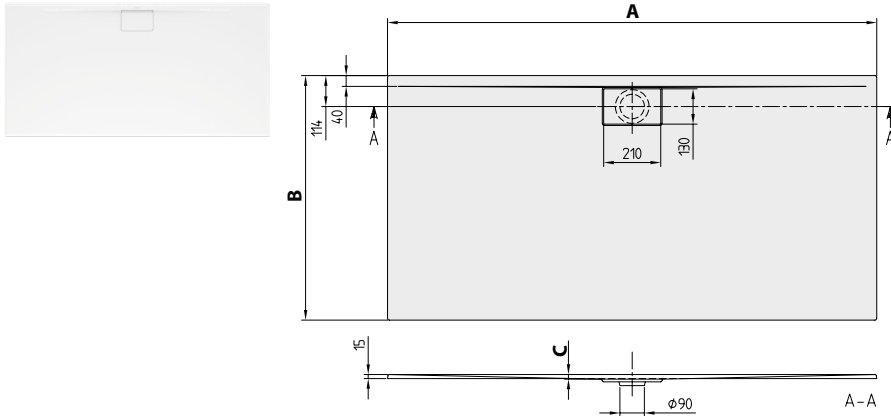
The VILBOGRIP anti-slip finish (anti-slip class C) can be ordered for the colour 01.

The installation height of the shower tray can be reduced by 30 mm if the Viega outlet fitting art. no. 634 100 is used. Please note: this outlet fitting does not conform to EN 274.

All shower trays in the Colorline colours are classified as anti-slip class B.

From size 1400 x 900 two supports (U82990000) are required.

The shower trays in the new colors Colorline are not available for all dimensions.



Article number	Name and version	Size l (A) x w	Depth (C)	kg/pc.	01, 96	1S, 2S, 3S, 4S, RW	pcs/pal.
UDA 1510 ARA 215V-XX	Architectura, MetalRim	1500 x 1000	19	25	640,-		15
UDA 1510 ARA 215GV-01	Architectura, MetalRim, incl. anti slip (VILBOGRIP)			28	777,-		15
UDA 1590 ARA 215V-XX	Architectura, MetalRim	1500 x 900	17	23	627,-		15
UDA 1590 ARA 215GV-01	Architectura, MetalRim, incl. anti slip (VILBOGRIP)			25	764,-		15
UDA 1580 ARA 215V-XX	Architectura, MetalRim	1500 x 800	15	20	645,-		15
UDA 1580 ARA 215GV-01	Architectura, MetalRim, incl. anti slip (VILBOGRIP)			21	782,-		15
UDA 1490 ARA 215V-XX	Architectura, MetalRim	1400 x 900	17	17	542,-	795,-	20
UDA 1490 ARA 215GV-01	Architectura, MetalRim, incl. anti slip (VILBOGRIP)			22	679,-		20
UDA 1480 ARA 215V-XX	Architectura, MetalRim	1400 x 800	15	17	559,-		20
UDA 1480 ARA 215GV-01	Architectura, MetalRim, incl. anti slip (VILBOGRIP)			21	696,-		20
UDA 1475 ARA 215V-XX	Architectura, MetalRim	1400 x 750	14	17	578,-		20
UDA 1475 ARA 215GV-01	Architectura, MetalRim, incl. anti slip (VILBOGRIP)			18	715,-		20
UDA 1470 ARA 215V-XX	Architectura, MetalRim	1400 x 700	13	17,5	564,-		20
UDA 1470 ARA 215GV-01	Architectura, MetalRim, incl. anti slip (VILBOGRIP)			17	701,-		20
UDA 1290 ARA 215V-XX	Architectura, MetalRim	1200 x 900	17	16,5	485,-	707,-	20
UDA 1290 ARA 215GV-01	Architectura, MetalRim, incl. anti slip (VILBOGRIP)			19	622,-		25
UDA 1280 ARA 215V-XX	Architectura, MetalRim	1200 x 800	15	16	502,-	688,-	25
UDA 1280 ARA 215GV-01	Architectura, MetalRim, incl. anti slip (VILBOGRIP)			18	639,-		25
UDA 1275 ARA 215V-XX	Architectura, MetalRim	1200 x 750	14	15	491,-		25
UDA 1275 ARA 215GV-01	Architectura, MetalRim, incl. anti slip (VILBOGRIP)			15	628,-		25
UDA 1270 ARA 215V-XX	Architectura, MetalRim	1200 x 700	13	14	508,-		25
UDA 1270 ARA 215GV-01	Architectura, MetalRim, incl. anti slip (VILBOGRIP)			14	645,-		25

Accessories for shower trays

Article number	Description	Price
U90881299	Tempoplex Plus outlet, plastic, ø 90 mm, without lid	53,-
UCWAS0231-61	Outlet cover, 130 x 210 mm, Chrome	45,-
UCWAS0231-69	Outlet cover, 130 x 210 mm, Brushed Chrome	45,-
U82990000	Shower tray feet, steel, adjustable height 105 to 190 mm	75,-
U91411200	Installation set, for small sizes (800 x 800 - 1000 x 1000), incl. height-adjustable polystyrene rim support, incl. installation foam and adhesive, incl. sealing tape, incl. 2 polystyrene blocks for floor support, adjustable height 105 to 150 mm	151,-
U909000010	Fixing foam (non-expanding), for extra-flat installation (without base)	24,-
U91411300	Installation set, for large sizes (1200 x 700 - 1800 x 900), incl. height-adjustable polystyrene rim support, incl. installation foam and adhesive, incl. sealing tape, incl. 3 polystyrene blocks for floor support, adjustable height 105 to 150 mm	214,-
U90881299	Tempoplex Plus outlet, plastic, ø 90 mm, without lid	53,-
U91412100	ViFrame, for smaller shower trays (up to 1000 x 1000 mm) made of ceramic or acrylic, incl. 2 central feet	299,-
U91412200	ViFrame, for larger shower trays (from 1000 x 1000 mm) made of ceramic or acrylic, incl. 4 central feet	359,-

XX = Colour code to be indicated

For further information on colours, please see the page at the beginning of this section.

ARCHITECTURA MetalRim (Rectangular) Acrylic (15 mm)

€ excl. VAT

Included in scope of delivery:

Outlet cover in White Alpine (01), for matt colours, outlet cover in matching matt colours. Depending on the material and light incidence, slight colour deviations may occur between the outlet cover and the shower tray.

Not included in scope of delivery:

All shower trays are supplied without support/base.

With MetalRim and an edge height of 15mm, we recommend the use of a composite seal in accordance with ETAG 022 on the floor structure below the shower tray in order to prevent any moisture from penetrating the floor structure.

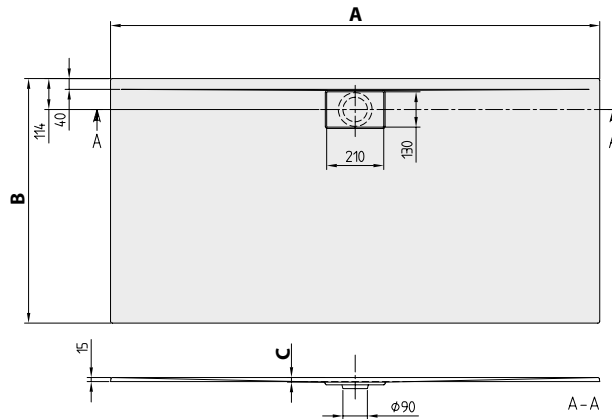
Technical information:

The VILBOGRIP anti-slip finish (anti-slip class C) can be ordered for the colour 01.

The installation height of the shower tray can be reduced by 30 mm if the Viega outlet fitting art. no. 634 100 is used. Please note: this outlet fitting does not conform to EN 274.

All shower trays in the Colorline colours are classified as anti-slip class B.

The shower trays in the new colors Colorline are not available for all dimensions.



Article number	Name and version	Size l (A) x w	Depth (C)	kg/pc.	01, 96	1S, 2S, 3S, 4S, RW	pcs/pal.
UDA 1090 ARA 215V-XX	Architectura, MetalRim	1000 x 900	17	15	491,-	671,-	25
UDA 1090 ARA 215GV-01	Architectura, MetalRim, incl. anti slip (VILBOGRIP)				628,-		25
UDA 1070 ARA 215V-XX	Architectura, MetalRim	1000 x 700	13	11,5	485,-		25
UDA 1070 ARA 215GV-01	Architectura, MetalRim, incl. anti slip (VILBOGRIP)				622,-		25
UDA 1080 ARA 215V-XX	Architectura, MetalRim	1000 x 800	15	14	479,-	653,-	25
UDA 1080 ARA 215GV-01	Architectura, MetalRim, incl. anti slip (VILBOGRIP)				616,-		25
UDA 1075 ARA 215V-XX	Architectura, MetalRim	1000 x 750	14	12	469,-		25
UDA 1075 ARA 215GV-01	Architectura, MetalRim, incl. anti slip (VILBOGRIP)				606,-		25
UDA 9080 ARA 215V-XX	Architectura, MetalRim	900 x 800	15	12	399,-		25
UDA 9080 ARA 215GV-01	Architectura, MetalRim, incl. anti slip (VILBOGRIP)				536,-		25
UDA 9075 ARA 215V-XX	Architectura, MetalRim	900 x 750	14	11	399,-		25
UDA 9075 ARA 215GV-01	Architectura, MetalRim, incl. anti slip (VILBOGRIP)				536,-		25
UDA 9070 ARA 215V-XX	Architectura, MetalRim	900 x 700	13	10	417,-		25
UDA 9070 ARA 215GV-01	Architectura, MetalRim, incl. anti slip (VILBOGRIP)				554,-		25

Accessories for shower trays

Article number	Description	Price
U90881299	Tempoplex Plus outlet, plastic, ø 90 mm, without lid	53,-
UCWAS0231-61	Outlet cover, 130 x 210 mm, Chrome	45,-
UCWAS0231-69	Outlet cover, 130 x 210 mm, Brushed Chrome	45,-
U82990000	Shower tray feet, steel, adjustable height 105 to 190 mm	75,-
U91411200	Installation set, for small sizes (800 x 800 - 1000 x 1000), incl. height-adjustable polystyrene rim support, incl. installation foam and adhesive, incl. sealing tape, incl. 2 polystyrene blocks for floor support, adjustable height 105 to 150 mm	151,-
U9090000010	Fixing foam (non-expanding), for extra-flat installation (without base)	24,-
U91411300	Installation set, for large sizes (1200 x 700 - 1800 x 900), incl. height-adjustable polystyrene rim support, incl. installation foam and adhesive, incl. sealing tape, incl. 3 polystyrene blocks for floor support, adjustable height 105 to 150 mm	214,-
U90881299	Tempoplex Plus outlet, plastic, ø 90 mm, without lid	53,-
U91412100	ViFrame, for smaller shower trays (up to 1000 x 1000 mm) made of ceramic or acrylic, incl. 2 central feet	299,-
U91412200	ViFrame, for larger shower trays (from 1000 x 1000 mm) made of ceramic or acrylic, incl. 4 central feet	359,-

XX = Colour code to be indicated

For further information on colours, please see the page at the beginning of this section.

ARCHITECTURA MetalRim (Square) Acrylic (48 mm)

€ excl. VAT

Included in scope of delivery:

Outlet cover in White Alpine (01), for matt colours, outlet cover in matching matt colours. Depending on the material and light incidence, slight colour deviations may occur between the outlet cover and the shower tray.

Not included in scope of delivery:

All shower trays are supplied without support/base.

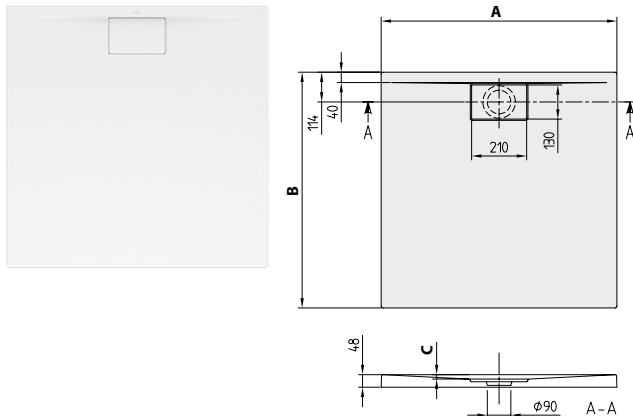
Technical information:

The VILBOGRIP anti-slip finish (anti-slip class C) can be ordered for the colour 01.

The installation height of the shower tray can be reduced by 30 mm if the Viega outlet fitting art. no. 634 100 is used. Please note: this outlet fitting does not conform to EN 274.

All shower trays in the Colorline colours are classified as anti-slip class B.

The shower trays in the new colors Colorline are not available for all dimensions.



Article number	Name and version	Size l (A) x w	Depth (C)	kg/pc.	01, 96	1S, 2S, 3S, 4S, RW	pcs/pal.
UDA 1010 ARA 148V-XX	Architectura, MetalRim	1000 x 1000	19	18	428,-	619,-	25
UDA 1010 ARA 148GV-01	Architectura, MetalRim, incl. anti slip (VILBOGRIP)				565,-		25
UDA 9090 ARA 148V-XX	Architectura, MetalRim	900 x 900	17	12	383,-	548,-	25
UDA 9090 ARA 148GV-01	Architectura, MetalRim, incl. anti slip (VILBOGRIP)				520,-		25
UDA 8080 ARA 148V-XX	Architectura, MetalRim	800 x 800	15		388,-	512,-	25
UDA 8080 ARA 148GV-01	Architectura, MetalRim, incl. anti slip (VILBOGRIP)				525,-		25

Accessories for shower trays

Article number	Description	Price
U90881299	Tempoplex Plus outlet, plastic, ø 90 mm, without lid	53,-
UCWAS0231-61	Outlet cover, 130 x 210 mm, Chrome	45,-
UCWAS0231-69	Outlet cover, 130 x 210 mm, Brushed Chrome	45,-
U82990000	Shower tray feet, steel, adjustable height 105 to 190 mm	75,-
U91411200	Installation set, for small sizes (800 x 800 - 1000 x 1000), incl. height-adjustable polystyrene rim support, incl. installation foam and adhesive, incl. sealing tape, incl. 2 polystyrene blocks for floor support, adjustable height 105 to 150 mm	151,-
U9090000010	Fixing foam (non-expanding), for extra-flat installation (without base)	24,-
U91411300	Installation set, for large sizes (1200 x 700 - 1800 x 900), incl. height-adjustable polystyrene rim support, incl. installation foam and adhesive, incl. sealing tape, incl. 3 polystyrene blocks for floor support, adjustable height 105 to 150 mm	214,-
U90881299	Tempoplex Plus outlet, plastic, ø 90 mm, without lid	53,-
U91412100	ViFrame, for smaller shower trays (up to 1000 x 1000 mm) made of ceramic or acrylic, incl. 2 central feet	299,-
U91412200	ViFrame, for larger shower trays (from 1000 x 1000 mm) made of ceramic or acrylic, incl. 4 central feet	359,-

XX = Colour code to be indicated

For further information on colours, please see the page at the beginning of this section.

ARCHITECTURA MetalRim (Rectangular) Acrylic (48 mm)

€ excl. VAT

Included in scope of delivery:

Outlet cover in White Alpine (01), for matt colours, outlet cover in matching matt colours. Depending on the material and light incidence, slight colour deviations may occur between the outlet cover and the shower tray.

Not included in scope of delivery:

All shower trays are supplied without support/base.

Technical information:

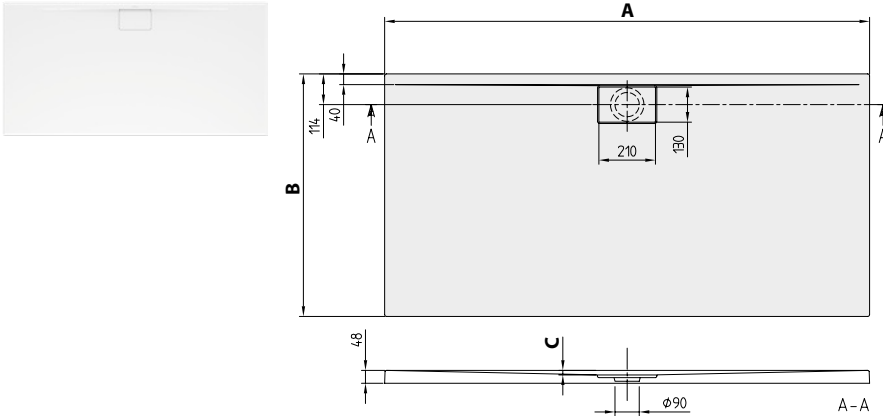
The VILBOGRIP anti-slip finish (anti-slip class C) can be ordered for the colour 01.

The installation height of the shower tray can be reduced by 30 mm if the Viega outlet fitting art. no. 634 100 is used. Please note: this outlet fitting does not conform to EN 274.

All shower trays in the Colorline colours are classified as anti-slip class B.

From size 1400 x 900 two supports (U82990000) are required.

The shower trays in the new colors Colorline are not available for all dimensions.



Article number	Name and version	Size l (A) x w	Depth (C)	kg/pc.	01, 96	1S, 2S, 3S, 4S, RW	pcs/pal.
UDA 1890 ARA 248V-XX	Architectura, MetalRim	1800 x 900	17	29,5	691,-	935,-	15
UDA 1890 ARA 248GV-01	Architectura, MetalRim, incl. anti slip (VILBOGRIP)	1800 x 900		32	828,-		15
UDA 1880 ARA 248V-XX	Architectura, MetalRim	1800 x 800		26,5	678,-		15
UDA 1880 ARA 248GV-01	Architectura, MetalRim, incl. anti slip (VILBOGRIP)	1800 x 800		30	815,-		15
UDA 1790 ARA 248V-XX	Architectura, MetalRim	1700 x 900	16	27,5	678,-		15
UDA 1790 ARA 248GV-01	Architectura, MetalRim, incl. anti slip (VILBOGRIP)	1700 x 900		31	815,-		15
UDA 1780 ARA 248V-XX	Architectura, MetalRim	1700 x 800		25,5	668,-		15
UDA 1780 ARA 248GV-01	Architectura, MetalRim, incl. anti slip (VILBOGRIP)	1700 x 800		26	805,-		15
UDA 1775 ARA 248V-XX	Architectura, MetalRim	1700 x 750	15	23	655,-		15
UDA 1775 ARA 248GV-01	Architectura, MetalRim, incl. anti slip (VILBOGRIP)	1700 x 750		22	792,-		15
UDA 1770 ARA 248V-XX	Architectura, MetalRim	1700 x 700		22	645,-		15
UDA 1770 ARA 248GV-01	Architectura, MetalRim, incl. anti slip (VILBOGRIP)	1700 x 700		20	782,-		15
UDA 1690 ARA 248V-XX	Architectura, MetalRim	1600 x 900	17	26,5	640,-	901,-	15
UDA 1690 ARA 248GV-01	Architectura, MetalRim, incl. anti slip (VILBOGRIP)	1600 x 900		29	777,-		15
UDA 1680 ARA 248V-XX	Architectura, MetalRim	1600 x 800	15	23	655,-		15
UDA 1680 ARA 248GV-01	Architectura, MetalRim, incl. anti slip (VILBOGRIP)	1600 x 800		24	792,-		15
UDA 1675 ARA 248V-XX	Architectura, MetalRim	1600 x 750		22,5	645,-		15
UDA 1675 ARA 248GV-01	Architectura, MetalRim, incl. anti slip (VILBOGRIP)	1600 x 750		22	782,-		15
UDA 1670 ARA 248V-XX	Architectura, MetalRim	1600 x 700	15	22	634,-		15
UDA 1670 ARA 248GV-01	Architectura, MetalRim, incl. anti slip (VILBOGRIP)	1600 x 700		21	771,-		15

Accessories for shower trays

Article number	Description	Price
U90881299	Tempoplex Plus outlet, plastic, ϕ 90 mm, without lid	53,-
UCWAS0231-61	Outlet cover, 130 x 210 mm, Chrome	45,-
UCWAS0231-69	Outlet cover, 130 x 210 mm, Brushed Chrome	45,-
U82990000	Shower tray feet, steel, adjustable height 105 to 190 mm	75,-
U91411200	Installation set, for small sizes (800 x 800 - 1000 x 1000), incl. height-adjustable polystyrene rim support, incl. installation foam and adhesive, incl. sealing tape, incl. 2 polystyrene blocks for floor support, adjustable height 105 to 150 mm	151,-
U9090000010	Fixing foam (non-expanding), for extra-flat installation (without base)	24,-
U91411300	Installation set, for large sizes (1200 x 700 - 1800 x 900), incl. height-adjustable polystyrene rim support, incl. installation foam and adhesive, incl. sealing tape, incl. 3 polystyrene blocks for floor support, adjustable height 105 to 150 mm	214,-
U90881299	Tempoplex Plus outlet, plastic, ϕ 90 mm, without lid	53,-
U91412100	ViFrame, for smaller shower trays (up to 1000 x 1000 mm) made of ceramic or acrylic, incl. 2 central feet	299,-
U91412200	ViFrame, for larger shower trays (from 1000 x 1000 mm) made of ceramic or acrylic, incl. 4 central feet	359,-

XX = Colour code to be indicated

For further information on colours, please see the page at the beginning of this section.

ARCHITECTURA MetalRim (Rectangular) Acrylic (48 mm)

€ excl. VAT

Included in scope of delivery:

Outlet cover in White Alpine (01), for matt colours, outlet cover in matching matt colours. Depending on the material and light incidence, slight colour deviations may occur between the outlet cover and the shower tray.

Not included in scope of delivery:

All shower trays are supplied without support/base.

Technical information:

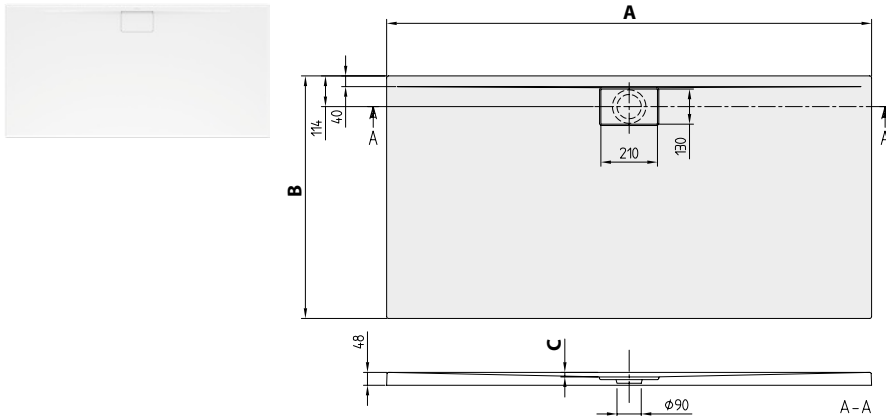
The VILBOGRIP anti-slip finish (anti-slip class C) can be ordered for the colour 01.

The installation height of the shower tray can be reduced by 30 mm if the Viega outlet fitting art. no. 634 100 is used. Please note: this outlet fitting does not conform to EN 274.

All shower trays in the Colorline colours are classified as anti-slip class B.

From size 1400 x 900 two supports (U82990000) are required.

The shower trays in the new colors Colorline are not available for all dimensions.



Article number	Name and version	Size l (A) x w	Depth (C)	kg/pc.	01, 96	1S, 2S, 3S, 4S, RW	pcs/pal.
UDA 1510 ARA 248V-XX	Architectura, MetalRim	1500 x 1000	19	27	640,-		15
UDA 1510 ARA 248GV-01	Architectura, MetalRim, incl. anti slip (VILBOGRIP)			30	777,-		15
UDA 1590 ARA 248V-XX	Architectura, MetalRim	1500 x 900	17	25,5	627,-		15
UDA 1590 ARA 248GV-01	Architectura, MetalRim, incl. anti slip (VILBOGRIP)			27	764,-		15
UDA 1580 ARA 248V-XX	Architectura, MetalRim	1500 x 800	15	22,5	645,-		15
UDA 1580 ARA 248GV-01	Architectura, MetalRim, incl. anti slip (VILBOGRIP)			23	782,-		15
UDA 1490 ARA 248V-XX	Architectura, MetalRim	1400 x 900	17	23,5	542,-	795,-	20
UDA 1490 ARA 248GV-01	Architectura, MetalRim, incl. anti slip (VILBOGRIP)			24	679,-		20
UDA 1480 ARA 248V-XX	Architectura, MetalRim	1400 x 800	15	19,5	559,-		20
UDA 1480 ARA 248GV-01	Architectura, MetalRim, incl. anti slip (VILBOGRIP)			23	696,-		20
UDA 1475 ARA 248V-XX	Architectura, MetalRim	1400 x 750	14	19	578,-		20
UDA 1475 ARA 248GV-01	Architectura, MetalRim, incl. anti slip (VILBOGRIP)			20	715,-		20
UDA 1470 ARA 248V-XX	Architectura, MetalRim	1400 x 700	13	17,5	564,-		20
UDA 1470 ARA 248GV-01	Architectura, MetalRim, incl. anti slip (VILBOGRIP)			19	701,-		20
UDA 1290 ARA 248V-XX	Architectura, MetalRim	1200 x 900	17	18,5	485,-	707,-	20
UDA 1290 ARA 248GV-01	Architectura, MetalRim, incl. anti slip (VILBOGRIP)			21	622,-		25
UDA 1280 ARA 248V-XX	Architectura, MetalRim	1200 x 800	15	18	502,-	688,-	25
UDA 1280 ARA 248GV-01	Architectura, MetalRim, incl. anti slip (VILBOGRIP)			20	639,-		25
UDA 1275 ARA 248V-XX	Architectura, MetalRim	1200 x 750	14	17	491,-		25
UDA 1275 ARA 248GV-01	Architectura, MetalRim, incl. anti slip (VILBOGRIP)			17	628,-		25
UDA 1270 ARA 248V-XX	Architectura, MetalRim	1200 x 700	13	16	508,-		25
UDA 1270 ARA 248GV-01	Architectura, MetalRim, incl. anti slip (VILBOGRIP)			16	645,-		25

Accessories for shower trays

Article number	Description	Price
U90881299	Tempoplex Plus outlet, plastic, ø 90 mm, without lid	53,-
UCWAS0231-61	Outlet cover, 130 x 210 mm, Chrome	45,-
UCWAS0231-69	Outlet cover, 130 x 210 mm, Brushed Chrome	45,-
U82990000	Shower tray feet, steel, adjustable height 105 to 190 mm	75,-
U91411200	Installation set, for small sizes (800 x 800 - 1000 x 1000), incl. height-adjustable polystyrene rim support, incl. installation foam and adhesive, incl. sealing tape, incl. 2 polystyrene blocks for floor support, adjustable height 105 to 150 mm	151,-
U909000010	Fixing foam (non-expanding), for extra-flat installation (without base)	24,-
U91411300	Installation set, for large sizes (1200 x 700 - 1800 x 900), incl. height-adjustable polystyrene rim support, incl. installation foam and adhesive, incl. sealing tape, incl. 3 polystyrene blocks for floor support, adjustable height 105 to 150 mm	214,-
U90881299	Tempoplex Plus outlet, plastic, ø 90 mm, without lid	53,-
U91412100	ViFrame, for smaller shower trays (up to 1000 x 1000 mm) made of ceramic or acrylic, incl. 2 central feet	299,-
U91412200	ViFrame, for larger shower trays (from 1000 x 1000 mm) made of ceramic or acrylic, incl. 4 central feet	359,-

XX = Colour code to be indicated

For further information on colours, please see the page at the beginning of this section.

ARCHITECTURA MetalRim (Rectangular) Acrylic (48 mm)

€ excl. VAT

Included in scope of delivery:

Outlet cover in White Alpine (01), for matt colours, outlet cover in matching matt colours. Depending on the material and light incidence, slight colour deviations may occur between the outlet cover and the shower tray.

Not included in scope of delivery:

All shower trays are supplied without support/base.

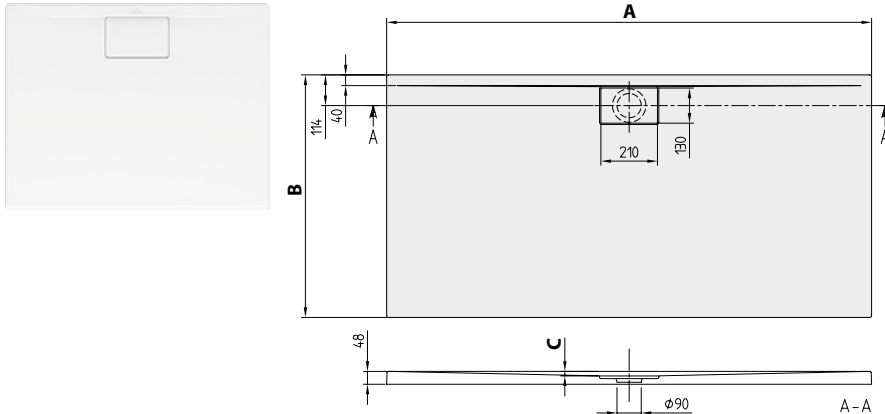
Technical information:

The VILBOGRIP anti-slip finish (anti-slip class C) can be ordered for the colour 01.

The installation height of the shower tray can be reduced by 30 mm if the Viega outlet fitting art. no. 634 100 is used. Please note: this outlet fitting does not conform to EN 274.

All shower trays in the Colorline colours are classified as anti-slip class B.

The shower trays in the new colors Colorline are not available for all dimensions.



Article number	Name and version	Size l (A) x w	Depth (C)	kg/pc.	01, 96	1S, 2S, 3S, 4S, RW	pcs/pal.
UDA 1090 ARA 248V-XX	Architectura, MetalRim	1000 x 900	17	16,5	491,-	671,-	25
UDA 1090 ARA 248GV-01	Architectura, MetalRim, incl. anti slip (VILBOGRIP)			17	628,-		25
UDA 1080 ARA 248V-XX	Architectura, MetalRim	1000 x 800	15	15	479,-	653,-	25
UDA 1080 ARA 248GV-01	Architectura, MetalRim, incl. anti slip (VILBOGRIP)				616,-	25	
UDA 1075 ARA 248V-XX	Architectura, MetalRim	1000 x 750	14	13,5	469,-		25
UDA 1075 ARA 248GV-01	Architectura, MetalRim, incl. anti slip (VILBOGRIP)				606,-	25	
UDA 1070 ARA 248V-XX	Architectura, MetalRim	1000 x 700	13	14	485,-		25
UDA 1070 ARA 248GV-01	Architectura, MetalRim, incl. anti slip (VILBOGRIP)				622,-	25	
UDA 9080 ARA 248V-XX	Architectura, MetalRim	900 x 800	15	13	399,-		25
UDA 9080 ARA 248GV-01	Architectura, MetalRim, incl. anti slip (VILBOGRIP)				536,-	25	
UDA 9075 ARA 248V-XX	Architectura, MetalRim	900 x 750	14	12	399,-		25
UDA 9075 ARA 248GV-01	Architectura, MetalRim, incl. anti slip (VILBOGRIP)				536,-	25	
UDA 9070 ARA 248V-XX	Architectura, MetalRim	900 x 700	13	11	417,-		25
UDA 9070 ARA 248GV-01	Architectura, MetalRim, incl. anti slip (VILBOGRIP)				554,-	25	

Accessories for shower trays

Article number	Description	Price
U90881299	Tempoplex Plus outlet, plastic, ø 90 mm, without lid	53,-
UCWAS0231-61	Outlet cover, 130 x 210 mm, Chrome	45,-
UCWAS0231-69	Outlet cover, 130 x 210 mm, Brushed Chrome	45,-
U82990000	Shower tray feet, steel, adjustable height 105 to 190 mm	75,-
U91411200	Installation set, for small sizes (800 x 800 - 1000 x 1000), incl. height-adjustable polystyrene rim support, incl. installation foam and adhesive, incl. sealing tape, incl. 2 polystyrene blocks for floor support, adjustable height 105 to 150 mm	151,-
U9090000010	Fixing foam (non-expanding), for extra-flat installation (without base)	24,-
U91411300	Installation set, for large sizes (1200 x 700 - 1800 x 900), incl. height-adjustable polystyrene rim support, incl. installation foam and adhesive, incl. sealing tape, incl. 3 polystyrene blocks for floor support, adjustable height 105 to 150 mm	214,-
U90881299	Tempoplex Plus outlet, plastic, ø 90 mm, without lid	53,-
U91412100	ViFrame, for smaller shower trays (up to 1000 x 1000 mm) made of ceramic or acrylic, incl. 2 central feet	299,-
U91412200	ViFrame, for larger shower trays (from 1000 x 1000 mm) made of ceramic or acrylic, incl. 4 central feet	359,-

XX = Colour code to be indicated

For further information on colours, please see the page at the beginning of this section.

O.NOVO (Square) Acrylic

€ excl. VAT

Not included in scope of delivery:
Technical information:

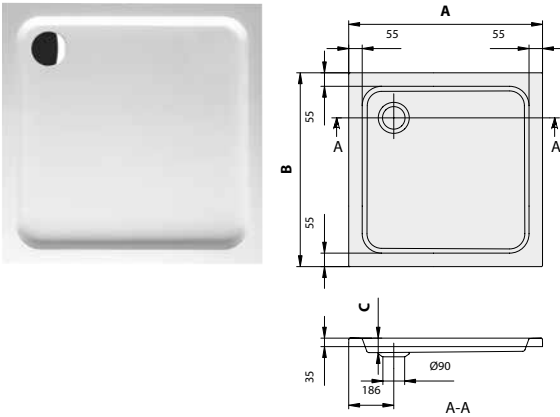
All shower trays are supplied without support/base.

Height incl. polystyrene foam support 195 mm.

Shower trays incl. slip resistance are only available in white alpin (01).

The installation height of the shower tray can be reduced by 30 mm if the Viega outlet fitting art. no. 634 100 is used. Please note: this outlet fitting does not conform to EN 274.

Drainage Ø: 90 mm



Article number	Name and version	Size l (A) x w	Depth (C)	kg/pc.	01, 96	pcs/ pal.	
UDA 1006 DEN 1V-XX	O.novo	1000 x 1000	60	13,4	392,-	25	
UDA 1006 DEN 1GV-01	O.novo, incl. anti slip (VILBOGRIP)			16	529,-	25	
UDA 0906 DEN 1V-XX	O.novo	900 x 900		10,5	312,-	25	
UDA 0906 DEN 1GV-01	O.novo, incl. anti slip (VILBOGRIP)			11	449,-	25	
UDA 0806 DEN 1V-XX	O.novo	800 x 800		9		312,-	25
UDA 0806 DEN 1GV-01	O.novo, incl. anti slip (VILBOGRIP)					449,-	25

Accessories for shower trays

Article number	Description	Price
U90880261	Tempoplex Plus outlet, plastic, ø 90 mm, Drainage rate: 51 l/min, Chrome	99,-
U90880368	Tempoplex Plus outlet, plastic, ø 90 mm, Drainage rate: 51 l/min, White	99,-
U82990000	Shower tray feet, steel, adjustable height 105 to 190 mm	75,-
U91412100	ViFrame, for smaller shower trays (up to 1000 x 1000 mm) made of ceramic or acrylic, incl. 2 central feet	299,-
U91412200	ViFrame, for larger shower trays (from 1000 x 1000 mm) made of ceramic or acrylic, incl. 4 central feet	359,-

O.NOVO (Rectangular) Acrylic

€ excl. VAT

Not included in scope of delivery:

All shower trays are supplied without support/base.

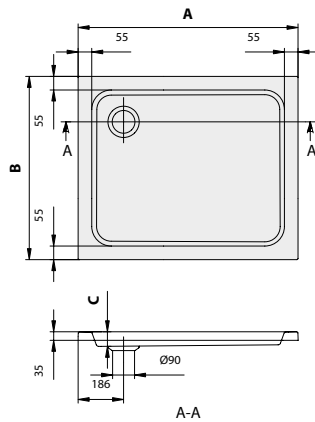
Technical information:

Height incl. polystyrene foam support 195 mm.

Shower trays incl. slip resistance are only available in white alpin (01).

The installation height of the shower tray can be reduced by 30 mm if the Viega outlet fitting art. no. 634 100 is used. Please note: this outlet fitting does not conform to EN 274.

Drainage Ø: 90 mm



Article number	Name and version	Size l (A) x w	Depth (C)	kg/pc.	01, 96	pcs/ pal.
UDA 1296 DEN 2V-XX	O.novo	1200 x 900	60	15	459,-	25
UDA 1296 DEN 2GV-01	O.novo, incl. anti slip (VILBOGRIP)			13,5	596,-	25
UDA 1806 DEN 2V-XX	O.novo	1000 x 800		11	419,-	25
UDA 1806 DEN 2GV-01	O.novo, incl. anti slip (VILBOGRIP)				556,-	25
UDA 9806 DEN 2V-XX	O.novo	900 x 800		10,5	338,-	25
UDA 9806 DEN 2GV-01	O.novo, incl. anti slip (VILBOGRIP)				475,-	25

Accessories for shower trays

Article number	Description	Price
U90880261	Tempoplex Plus outlet, plastic, ø 90 mm, Drainage rate: 51 l/min, Chrome	99,-
U90880368	Tempoplex Plus outlet, plastic, ø 90 mm, Drainage rate: 51 l/min, White	99,-
U82990000	Shower tray feet, steel, adjustable height 105 to 190 mm	75,-
U91412100	ViFrame, for smaller shower trays (up to 1000 x 1000 mm) made of ceramic or acrylic, incl. 2 central feet	299,-
U91412200	ViFrame, for larger shower trays (from 1000 x 1000 mm) made of ceramic or acrylic, incl. 4 central feet	359,-

O.NOVO (Quarter circle) Acrylic

€ excl. VAT

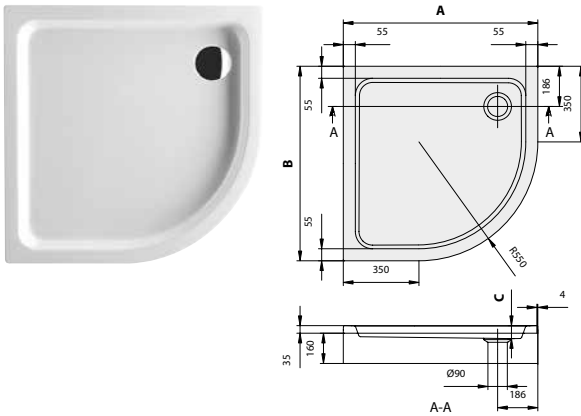
Not included in scope of delivery:
Technical information:

All shower trays are supplied without support/base.

Shower trays incl. slip resistance are only available in white alpin (01).

The installation height of the shower tray can be reduced by 30 mm if the Viega outlet fitting art. no. 634 100 is used. Please note: this outlet fitting does not conform to EN 274.

Drainage Ø: 90 mm



Article number	Name and version	Size l (A) x w	Depth (C)	kg/pc.	01, 96	pcs/ pal.
UDA 0906 DEN 4V-XX	O.novo	900 x 900	60	9,5	312,-	25
UDA 0906 DEN 4GV-01	O.novo, incl. anti slip (VILBOGRIP)			19	449,-	25

Accessories for shower trays

Article number	Description	Price
U90880261	Tempoplex Plus outlet, plastic, ø 90 mm, Drainage rate: 51 l/min, Chrome	99,-
U90880368	Tempoplex Plus outlet, plastic, ø 90 mm, Drainage rate: 51 l/min, White	99,-
U82990000	Shower tray feet, steel, adjustable height 105 to 190 mm	75,-
U91412100	ViFrame, for smaller shower trays (up to 1000 x 1000 mm) made of ceramic or acrylic, incl. 2 central feet	299,-
U91412200	ViFrame, for larger shower trays (from 1000 x 1000 mm) made of ceramic or acrylic, incl. 4 central feet	359,-

PLANEО SHOWER TRAYS WITH ROCKLITE TECHNOLOGY

€ excl. VAT

True innovations are rare. However, this shower tray will leave a lasting impression on both you and your customers: thanks to the unique RockLite technology, Planeo is extremely stable yet so light that it can be carried and installed by just one person. The combination of high-quality sanitary acrylic and polyurethane, a robust supporting material, provides a safe and secure feeling underfoot and is pleasant to the touch. And its timeless minimalist design is perfect for any bathroom.



SHOWER TRAYS

Unique and innovative material composition

- Excellent stability yet light (on average 50% lighter than comparable mineral cast shower trays) thanks to the new and innovative RockLite technology
- Maximum robustness and easy to clean
- UV- and temperature-resistant and repairable surface
- High comfort/good tactile properties for a pleasant feeling underfoot
- Antislip class B for matt colours
- Antislip class C in combination with Vibogrip for the colour 01
- Drainage rate with PURE METAL or PURE WHITE outlet cover of 51 l/min is well above standard

Minimalist, delicate design

- Ultra-flat, rimless look (40 mm or 48 mm rim height)
- Integrated flush-fit square outlet cover positioned on the short side of the shower tray: easy to clean and replace

Surprisingly distinctive

- In addition to the standard colours, for the first time now also available in 5 trendy StoneLook colours




STONELOOK COLOURS



COLORLINE




GLOSSY COLOURS



PLANEО SHOWER TRAYS WITH ROCKLITE TECHNOLOGY

€ excl. VAT


- Available in the standard Villeroy & Boch matt and glossy colours
- Selection of 17 individual, flush-fitting outlet covers in brushed stainless steel for special highlights



- Closed outlet cover "Pure Metal" included in the scope of delivery
- 26 different sizes between 80x80cm and 180x100cm
- Can be cut on site

Easy and fast installation without any unpleasant surprises

- 3 installation variants for maximum flexibility: floor-flush installation, installation on tiles, installation on skirting
- No installation frame needed for surface-mounted installation



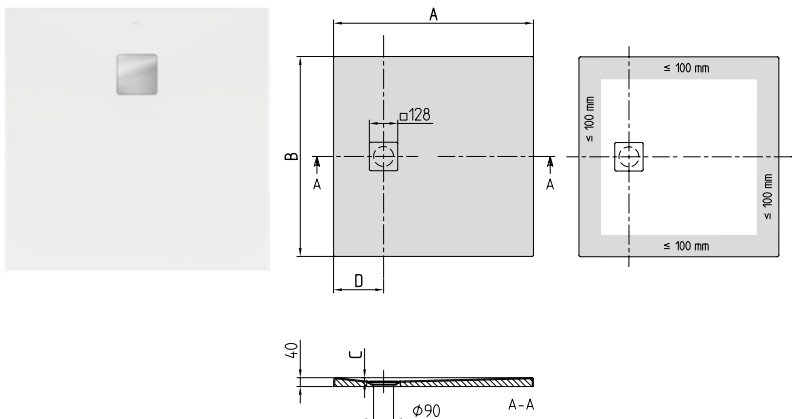
SHOWER TRAYS

PLANEО (Square) Acrylic (standard models for all installation types (can be cut to size))

€ excl. VAT

Included in scope of delivery:
Not included in scope of delivery:
Technical information:

Outlet cover "Pure Metal" in brushed stainless steel
 All shower trays are supplied without support/base.
 Can be cut to size on site.
 The VILBOGRIP anti-slip finish (anti-slip class C) can be ordered for the colour 01.
All shower trays in ColorLine colours are classified as anti-slip class B. StoneLook colours are classified as anti-slip class A. The colours White and Star White are classified as anti-slip class A.
 The RockLite shower trays can be cut to size in accordance with the installation instructions; the grey area in the technical drawing represents the area that can be cut. With the cut side against the wall, it can also be installed as a surface-mounted variant. Otherwise only suitable for flush-fit installation after cutting!



Article number	Name and version	Size l (A) x w	Waste size D	Depth (C)	kg/pc.	01, 96	1S, 2S, 3S, 4S, RW	1N, 2N, 3N, 4N, 5N	pcs/pal.
UDA 1010 PLA 1V-XX	Planeo	1000 x 1000	250	15	19	417,-	488,-	480,-	15
UDA 1010 PLA 1GV-01	Planeo, incl. anti slip (VILBOGRIP)				554,-			15	
UDA 9090 PLA 1V-XX	Planeo	900 x 900	225	15	15,5	373,-	437,-	429,-	15
UDA 9090 PLA 1GV-01	Planeo, incl. anti slip (VILBOGRIP)				510,-		15		
UDA 8080 PLA 1V-XX	Planeo	800 x 800	200	15	12	373,-	437,-	429,-	15
UDA 8080 PLA 1GV-01	Planeo, incl. anti slip (VILBOGRIP)				510,-		15		

Accessories for shower trays

Article number	Description	Price
U90881299	Tempoplex Plus outlet, plastic, ø 90 mm, without lid	53,-
UCWAS0290-69	Outlet cover "Pure Metal" in brushed stainless steel, Brushed Chrome	25,-
UCWAS0290-01	Outlet cover "Pure White" in brushed stainless steel, White	25,-
UCWAS0290G-01	Outlet cover "Pure White" in brushed stainless steel, White	25,-
UCWAS0291-69	Outlet cover "Geometrics" in brushed stainless steel, Brushed Chrome	25,-
UCWAS0292-69	Outlet cover "Bubbles" in brushed stainless steel, Brushed Chrome	25,-
UCWAS0293-69	Outlet cover "Twister" in brushed stainless steel, Brushed Chrome	25,-
UCWAS0294-69	Outlet cover "Leaves" in brushed stainless steel, Brushed Chrome	25,-
UCWAS0295-69	Outlet cover "Snowflakes" in brushed stainless steel, Brushed Chrome	25,-
UCWAS0290-1N	Outlet cover "Pure Anthracite" in brushed stainless steel, Nature Anthracite	49,-
UCWAS0290-2N	Outlet cover "Pure Creme" in brushed stainless steel, Nature Creme	49,-
UCWAS0290-3N	Outlet cover "Pure Grey" in brushed stainless steel, Nature Grey	49,-
UCWAS0290-4N	Outlet cover "Pure Sand" in brushed stainless steel, Nature Sand	49,-
UCWAS0290-5N	Outlet cover "Pure Stone White" in brushed stainless steel, Nature White	49,-
UCWAS0290-1S	Outlet cover in brushed stainless steel, Anthracite	49,-
UCWAS0290-2S	Outlet cover in brushed stainless steel, Crème	49,-
UCWAS0290-3S	Outlet cover in brushed stainless steel, Grey	49,-
UCWAS0290-4S	Outlet cover in brushed stainless steel, Brown	49,-
UCWAS0290-RW	Outlet cover in brushed stainless steel, Stone White	49,-
U91411200	Installation set, for small sizes (800 x 800 - 1000 x 1000), incl. height-adjustable polystyrene rim support, incl. installation foam and adhesive, incl. sealing tape, incl. 2 polystyrene blocks for floor support, adjustable height 105 to 150 mm	151,-
U91411300	Installation set, for large sizes (1200 x 700 - 1800 x 900), incl. height-adjustable polystyrene rim support, incl. installation foam and adhesive, incl. sealing tape, incl. 3 polystyrene blocks for floor support, adjustable height 105 to 150 mm	214,-
U82400001	Sealing tape	34,-
U91412100	ViFrame, for smaller shower trays (up to 1000 x 1000 mm) made of ceramic or acrylic, incl. 2 central feet	299,-
U91412200	ViFrame, for larger shower trays (from 1000 x 1000 mm) made of ceramic or acrylic, incl. 4 central feet	359,-

XX = Colour code to be indicated
 For further information on colours, please see the page at the beginning of this section.

PLANE0 (Rectangular) Acrylic (standard models for all installation types (can be cut to size))

€ excl. VAT

Included in scope of delivery:

Outlet cover "Pure Metal" in brushed stainless steel

Not included in scope of delivery:

All shower trays are supplied without support/base.

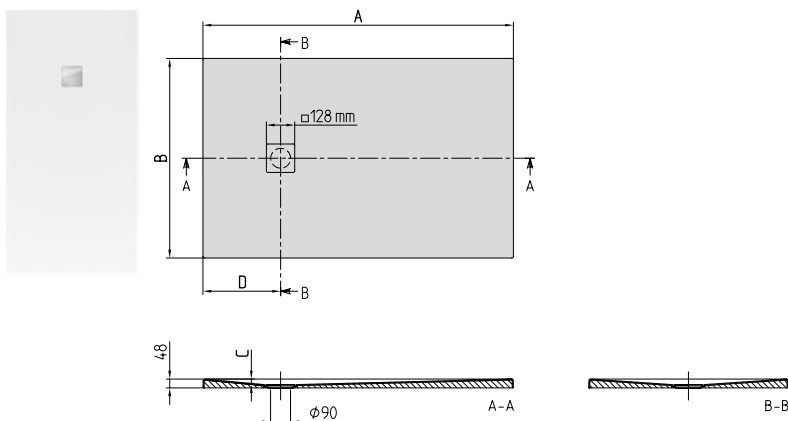
Technical information:

Can be cut to size on site.

The VILBOGRIP anti-slip finish (anti-slip class C) can be ordered for the colour 01.

All shower trays in ColorLine colours are classified as anti-slip class B. StoneLook colours are classified as anti-slip class A. The colours White and Star White are classified as anti-slip class A.

The RockLite shower trays can be cut to size in accordance with the installation instructions; the grey area in the technical drawing represents the area that can be cut. With the cut side against the wall, it can also be installed as a surface-mounted variant. Otherwise only suitable for flush-fit installation after cutting!



Article number	Name and version	Size l (A) x w	Waste size D	Depth (C)	kg/pc.	01, 96	1S, 2S, 3S, 4S, RW	1N, 2N, 3N, 4N, 5N	pcs/pal.
UDA 1810 PLA 2V-XX	Planeo	1800 x 1000	450	29	34,5	683,-	800,-	786,-	15
UDA 1810 PLA 2GV-01	Planeo, incl. anti slip (VILBOGRIP)	1800 x 1000		30	31	820,-			15
UDA 1890 PLA 2V-XX	Planeo	1800 x 900		27,5	662,-	775,-	762,-	15	
UDA 1890 PLA 2GV-01	Planeo, incl. anti slip (VILBOGRIP)	1800 x 900		799,-				15	
UDA 1880 PLA 2V-XX	Planeo	1800 x 800	425	29	29,5	662,-	775,-	762,-	15
UDA 1880 PLA 2GV-01	Planeo, incl. anti slip (VILBOGRIP)	1800 x 800		27	26	651,-	762,-	749,-	15
UDA 1790 PLA 2V-XX	Planeo	1700 x 900		788,-				15	
UDA 1790 PLA 2GV-01	Planeo, incl. anti slip (VILBOGRIP)	1700 x 900						15	
UDA 1780 PLA 2V-XX	Planeo	1700 x 800						15	
UDA 1780 PLA 2GV-01	Planeo, incl. anti slip (VILBOGRIP)	1700 x 800						15	

Accessories for shower trays

Article number	Description	Price
U90881299	Tempoplex Plus outlet, plastic, ø 90 mm, without lid	53,-
UCWAS0290-01	Outlet cover "Pure White" in brushed stainless steel, White	25,-
UCWAS0290-69	Outlet cover "Pure Metal" in brushed stainless steel, Brushed Chrome	25,-
UCWAS0290G-01	Outlet cover "Pure White" in brushed stainless steel, White	25,-
UCWAS0291-69	Outlet cover "Geometrics" in brushed stainless steel, Brushed Chrome	25,-
UCWAS0292-69	Outlet cover "Bubbles" in brushed stainless steel, Brushed Chrome	25,-
UCWAS0293-69	Outlet cover "Twister" in brushed stainless steel, Brushed Chrome	25,-
UCWAS0294-69	Outlet cover "Leaves" in brushed stainless steel, Brushed Chrome	25,-
UCWAS0295-69	Outlet cover "Snowflakes" in brushed stainless steel, Brushed Chrome	25,-
UCWAS0290-1N	Outlet cover "Pure Anthracite" in brushed stainless steel, Nature Anthracite	49,-
UCWAS0290-2N	Outlet cover "Pure Creme" in brushed stainless steel, Nature Creme	49,-
UCWAS0290-3N	Outlet cover "Pure Grey" in brushed stainless steel, Nature Grey	49,-
UCWAS0290-4N	Outlet cover "Pure Sand" in brushed stainless steel, Nature Sand	49,-
UCWAS0290-5N	Outlet cover "Pure Stone White" in brushed stainless steel, Nature White	49,-
UCWAS0290-1S	Outlet cover in brushed stainless steel, Anthracite	49,-
UCWAS0290-2S	Outlet cover in brushed stainless steel, Crème	49,-
UCWAS0290-3S	Outlet cover in brushed stainless steel, Grey	49,-
UCWAS0290-4S	Outlet cover in brushed stainless steel, Brown	49,-
UCWAS0290-RW	Outlet cover in brushed stainless steel, Stone White	49,-
U91411200	Installation set, for small sizes (800 x 800 - 1000 x 1000), incl. height-adjustable polystyrene rim support, incl. installation foam and adhesive, incl. sealing tape, incl. 2 polystyrene blocks for floor support, adjustable height 105 to 150 mm	151,-
U91411300	Installation set, for large sizes (1200 x 700 - 1800 x 900), incl. height-adjustable polystyrene rim support, incl. installation foam and adhesive, incl. sealing tape, incl. 3 polystyrene blocks for floor support, adjustable height 105 to 150 mm	214,-
U82400001	Sealing tape	34,-
U91412100	ViFrame, for smaller shower trays (up to 1000 x 1000 mm) made of ceramic or acrylic, incl. 2 central feet	299,-
U91412200	ViFrame, for larger shower trays (from 1000 x 1000 mm) made of ceramic or acrylic, incl. 4 central feet	359,-

XX = Colour code to be indicated

For further information on colours, please see the page at the beginning of this section.

PLANEØ (Rectangular) Acrylic (standard models for all installation types (can be cut to size))

€ excl. VAT

Included in scope of delivery:

Outlet cover "Pure Metal" in brushed stainless steel

Not included in scope of delivery:

All shower trays are supplied without support/base.

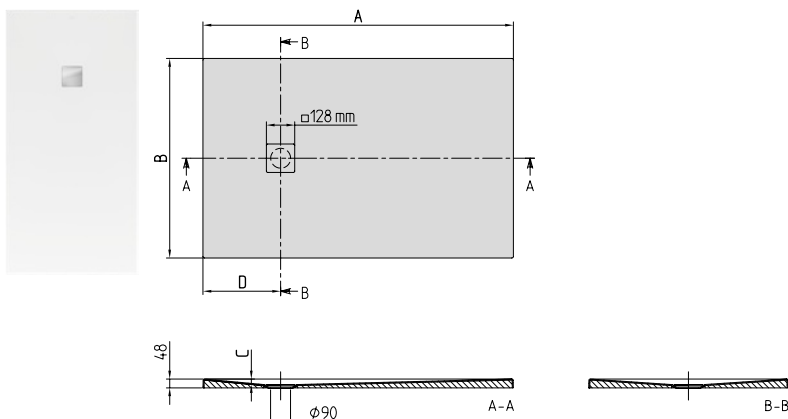
Technical information:

Can be cut to size on site.

The VILBOGRIP anti-slip finish (anti-slip class C) can be ordered for the colour 01.

All shower trays in ColorLine colours are classified as anti-slip class B. StoneLook colours are classified as anti-slip class A. The colours White and Star White are classified as anti-slip class A.

The RockLite shower trays can be cut to size in accordance with the installation instructions; the grey area in the technical drawing represents the area that can be cut. With the cut side against the wall, it can also be installed as a surface-mounted variant. Otherwise only suitable for flush-fit installation after cutting!



Article number	Name and version	Size l (A) x w	Waste size D	Depth (C)	kg/pc.	01, 96	1S, 2S, 3S, 4S, RW	1N, 2N, 3N, 4N, 5N	pcs/pal.
UDA 1610 PLA 2V-XX	Planeo	1600 x 1000	400	28	30,5	635,-	743,-	731,-	15
UDA 1610 PLA 2GV-01	Planeo, incl. anti slip (VILBOGRIP)					772,-		15	
UDA 1690 PLA 2V-XX	Planeo	1600 x 900	400	27	27,5	624,-	731,-	718,-	15
UDA 1690 PLA 2GV-01	Planeo, incl. anti slip (VILBOGRIP)					761,-		15	
UDA 1680 PLA 2V-XX	Planeo	1600 x 800	400	25	24,5	639,-	748,-	735,-	15
UDA 1680 PLA 2GV-01	Planeo, incl. anti slip (VILBOGRIP)					776,-		15	
UDA 1510 PLA 2V-XX	Planeo	1500 x 1000	375	24	28,5	624,-	731,-	718,-	15
UDA 1510 PLA 2GV-01	Planeo, incl. anti slip (VILBOGRIP)					761,-		15	
UDA 1590 PLA 2V-XX	Planeo	1500 x 900	375	25	26	611,-	715,-	703,-	15
UDA 1590 PLA 2GV-01	Planeo, incl. anti slip (VILBOGRIP)					748,-		15	
UDA 1580 PLA 2V-XX	Planeo	1500 x 800	375	24	23	629,-	736,-	724,-	15
UDA 1580 PLA 2GV-01	Planeo, incl. anti slip (VILBOGRIP)					766,-		15	

Accessories for shower trays

Article number	Description	Price
U90881299	Tempoplex Plus outlet, plastic, ø 90 mm, without lid	53,-
UCWAS0290-01	Outlet cover "Pure White" in brushed stainless steel, White	25,-
UCWAS0290-69	Outlet cover "Pure Metal" in brushed stainless steel, Brushed Chrome	25,-
UCWAS0290G-01	Outlet cover "Pure White" in brushed stainless steel, White	25,-
UCWAS0291-69	Outlet cover "Geometrics" in brushed stainless steel, Brushed Chrome	25,-
UCWAS0292-69	Outlet cover "Bubbles" in brushed stainless steel, Brushed Chrome	25,-
UCWAS0293-69	Outlet cover "Twister" in brushed stainless steel, Brushed Chrome	25,-
UCWAS0294-69	Outlet cover "Leaves" in brushed stainless steel, Brushed Chrome	25,-
UCWAS0295-69	Outlet cover "Snowflakes" in brushed stainless steel, Brushed Chrome	25,-
UCWAS0290-1N	Outlet cover "Pure Anthracite" in brushed stainless steel, Nature Anthracite	49,-
UCWAS0290-2N	Outlet cover "Pure Creme" in brushed stainless steel, Nature Creme	49,-
UCWAS0290-3N	Outlet cover "Pure Grey" in brushed stainless steel, Nature Grey	49,-
UCWAS0290-4N	Outlet cover "Pure Sand" in brushed stainless steel, Nature Sand	49,-
UCWAS0290-5N	Outlet cover "Pure Stone White" in brushed stainless steel, Nature White	49,-
UCWAS0290-1S	Outlet cover in brushed stainless steel, Anthracite	49,-
UCWAS0290-2S	Outlet cover in brushed stainless steel, Crème	49,-
UCWAS0290-3S	Outlet cover in brushed stainless steel, Grey	49,-
UCWAS0290-4S	Outlet cover in brushed stainless steel, Brown	49,-
UCWAS0290-RW	Outlet cover in brushed stainless steel, Stone White	49,-
U91411200	Installation set, for small sizes (800 x 800 - 1000 x 1000), incl. height-adjustable polystyrene rim support, incl. installation foam and adhesive, incl. sealing tape, incl. 2 polystyrene blocks for floor support, adjustable height 105 to 150 mm	151,-
U91411300	Installation set, for large sizes (1200 x 700 - 1800 x 900), incl. height-adjustable polystyrene rim support, incl. installation foam and adhesive, incl. sealing tape, incl. 3 polystyrene blocks for floor support, adjustable height 105 to 150 mm	214,-
U82400001	Sealing tape	34,-
U91412100	ViFrame, for smaller shower trays (up to 1000 x 1000 mm) made of ceramic or acrylic, incl. 2 central feet	299,-
U91412200	ViFrame, for larger shower trays (from 1000 x 1000 mm) made of ceramic or acrylic, incl. 4 central feet	359,-

XX = Colour code to be indicated

For further information on colours, please see the page at the beginning of this section.

PLANE0 (Rectangular) Acrylic (standard models for all installation types (can be cut to size))

€ excl. VAT

Included in scope of delivery:

Outlet cover "Pure Metal" in brushed stainless steel

Not included in scope of delivery:

All shower trays are supplied without support/base.

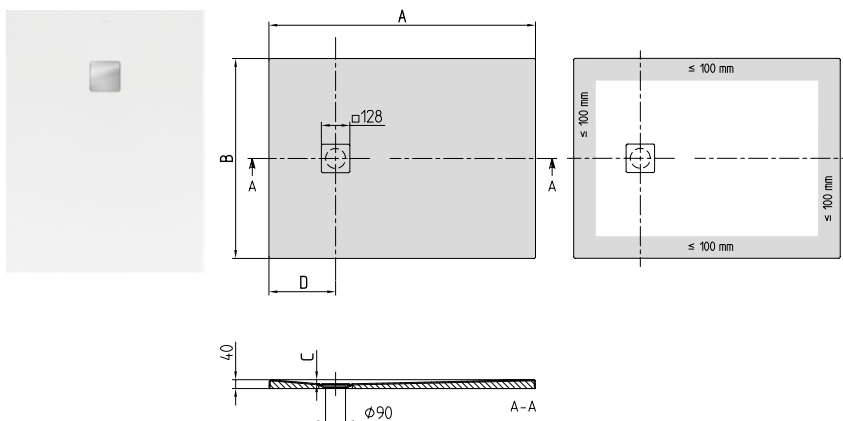
Technical information:

Can be cut to size on site.

The VILBOGRIP anti-slip finish (anti-slip class C) can be ordered for the colour 01.

All shower trays in ColorLine colours are classified as anti-slip class B. StoneLook colours are classified as anti-slip class A. The colours White and Star White are classified as anti-slip class A.

The RockLite shower trays can be cut to size in accordance with the installation instructions; the grey area in the technical drawing represents the area that can be cut. With the cut side against the wall, it can also be installed as a surface-mounted variant. Otherwise only suitable for flush-fit installation after cutting!



Article number	Name and version	Size l (A) x w	Waste size D	Depth (C)	kg/pc.	01, 96	1S, 2S, 3S, 4S, RW	1N, 2N, 3N, 4N, 5N	pcs/pal.
UDA 1410 PLA 2V-XX	Planeo	1400 x 1000	350	23	27	528,-	618,-	608,-	15
UDA 1410 PLA 2GV-01	Planeo, incl. anti slip (VILBOGRIP)	1400 x 1000		23	27	665,-			15
UDA 1490 PLA 2V-XX	Planeo	1400 x 900		22	24	528,-	618,-	608,-	15
UDA 1490 PLA 2GV-01	Planeo, incl. anti slip (VILBOGRIP)	1400 x 900		22	24	665,-			15
UDA 1480 PLA 2V-XX	Planeo	1400 x 800		21	21,5	545,-	638,-	627,-	15
UDA 1480 PLA 2GV-01	Planeo, incl. anti slip (VILBOGRIP)	1400 x 800				682,-			15
UDA 1475 PLA 2V-XX	Planeo	1400 x 750	20	20	563,-	659,-	648,-	15	
UDA 1475 PLA 2GV-01	Planeo, incl. anti slip (VILBOGRIP)	1400 x 750			700,-			15	
UDA 1290 PLA 2V-XX	Planeo	1200 x 900	300	19	20,5	473,-	554,-	544,-	15
UDA 1290 PLA 2GV-01	Planeo, incl. anti slip (VILBOGRIP)	1200 x 900		610,-			15		
UDA 1280 PLA 2V-XX	Planeo	1200 x 800	18	15,5	489,-	573,-	563,-	15	
UDA 1280 PLA 2GV-01	Planeo, incl. anti slip (VILBOGRIP)	1200 x 800			626,-			15	
UDA 1275 PLA 2V-XX	Planeo	1200 x 750	15	17	479,-	561,-	551,-	15	
UDA 1275 PLA 2GV-01	Planeo, incl. anti slip (VILBOGRIP)	1200 x 750			616,-			15	

Accessories for shower trays

Article number	Description	Price
U90881299	Tempoplex Plus outlet, plastic, ø 90 mm, without lid	53,-
UCWAS0290-01	Outlet cover "Pure White" in brushed stainless steel, White	25,-
UCWAS0290-69	Outlet cover "Pure Metal" in brushed stainless steel, Brushed Chrome	25,-
UCWAS0290G-01	Outlet cover "Pure White" in brushed stainless steel, White	25,-
UCWAS0291-69	Outlet cover "Geometrics" in brushed stainless steel, Brushed Chrome	25,-
UCWAS0292-69	Outlet cover "Bubbles" in brushed stainless steel, Brushed Chrome	25,-
UCWAS0293-69	Outlet cover "Twister" in brushed stainless steel, Brushed Chrome	25,-
UCWAS0294-69	Outlet cover "Leaves" in brushed stainless steel, Brushed Chrome	25,-
UCWAS0295-69	Outlet cover "Snowflakes" in brushed stainless steel, Brushed Chrome	25,-
UCWAS0290-1N	Outlet cover "Pure Anthracite" in brushed stainless steel, Nature Anthracite	49,-
UCWAS0290-2N	Outlet cover "Pure Creme" in brushed stainless steel, Nature Creme	49,-
UCWAS0290-3N	Outlet cover "Pure Grey" in brushed stainless steel, Nature Grey	49,-
UCWAS0290-4N	Outlet cover "Pure Sand" in brushed stainless steel, Nature Sand	49,-
UCWAS0290-5N	Outlet cover "Pure Stone White" in brushed stainless steel, Nature White	49,-
UCWAS0290-1S	Outlet cover in brushed stainless steel, Anthracite	49,-
UCWAS0290-2S	Outlet cover in brushed stainless steel, Crème	49,-
UCWAS0290-3S	Outlet cover in brushed stainless steel, Grey	49,-
UCWAS0290-4S	Outlet cover in brushed stainless steel, Brown	49,-
UCWAS0290-RW	Outlet cover in brushed stainless steel, Stone White	49,-
U91411200	Installation set, for small sizes (800 x 800 - 1000 x 1000), incl. height-adjustable polystyrene rim support, incl. installation foam and adhesive, incl. sealing tape, incl. 2 polystyrene blocks for floor support, adjustable height 105 to 150 mm	151,-
U91411300	Installation set, for large sizes (1200 x 700 - 1800 x 900), incl. height-adjustable polystyrene rim support, incl. installation foam and adhesive, incl. sealing tape, incl. 3 polystyrene blocks for floor support, adjustable height 105 to 150 mm	214,-
U82400001	Sealing tape	34,-
U91412100	ViFrame, for smaller shower trays (up to 1000 x 1000 mm) made of ceramic or acrylic, incl. 2 central feet	299,-
U91412200	ViFrame, for larger shower trays (from 1000 x 1000 mm) made of ceramic or acrylic, incl. 4 central feet	359,-

XX = Colour code to be indicated

For further information on colours, please see the page at the beginning of this section.

PLANE0 (Rectangular) Acrylic (standard models for all installation types (can be cut to size))

€ excl. VAT

Included in scope of delivery:

Outlet cover "Pure Metal" in brushed stainless steel

Not included in scope of delivery:

All shower trays are supplied without support/base.

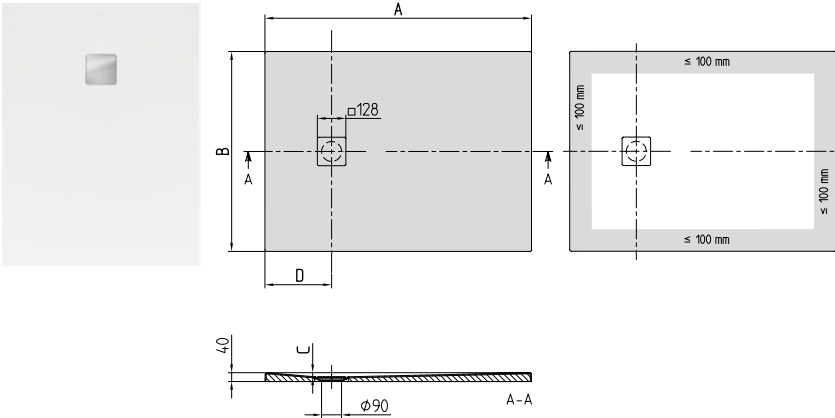
Technical information:

Can be cut to size on site.

The VILBOGRIP anti-slip finish (anti-slip class C) can be ordered for the colour 01.

All shower trays in ColorLine colours are classified as anti-slip class B. StoneLook colours are classified as anti-slip class A. The colours White and Star White are classified as anti-slip class A.

The RockLite shower trays can be cut to size in accordance with the installation instructions; the grey area in the technical drawing represents the area that can be cut. With the cut side against the wall, it can also be installed as a surface-mounted variant. Otherwise only suitable for flush-fit installation after cutting!



Article number	Name and version	Size l (A) x w	Waste size D	Depth (C)	kg/pc.	01, 96	1S, 2S, 3S, 4S, RW	1N, 2N, 3N, 4N, 5N	pcs/pal.
UDA 1090 PLA 2V-XX	Planeo	1000 x 900	250	15	17	479,-	561,-	551,-	15
UDA 1090 PLA 2GV-01	Planeo, incl. anti slip (VILBOGRIP)					616,-			15
UDA 1080 PLA 2V-XX	Planeo	1000 x 800			15,5	467,-	547,-	538,-	15
UDA 1080 PLA 2GV-01	Planeo, incl. anti slip (VILBOGRIP)					604,-			15
UDA 1075 PLA 2V-XX	Planeo	1000 x 750	14,5	457,-	535,-	526,-	15		
UDA 1075 PLA 2GV-01	Planeo, incl. anti slip (VILBOGRIP)			594,-			15		
UDA 9080 PLA 2V-XX	Planeo	900 x 800	225	14	14	389,-	456,-	448,-	15
UDA 9080 PLA 2GV-01	Planeo, incl. anti slip (VILBOGRIP)					526,-			15
UDA 9075 PLA 2V-XX	Planeo	900 x 750			13	389,-	456,-	448,-	15
UDA 9075 PLA 2GV-01	Planeo, incl. anti slip (VILBOGRIP)					526,-			15

Accessories for shower trays

Article number	Description	Price
U90881299	Tempoplex Plus outlet, plastic, ø 90 mm, without lid	53,-
UCWAS0290-01	Outlet cover "Pure White" in brushed stainless steel, White	25,-
UCWAS0290-69	Outlet cover "Pure Metal" in brushed stainless steel, Brushed Chrome	25,-
UCWAS0290G-01	Outlet cover "Pure White" in brushed stainless steel, White	25,-
UCWAS0291-69	Outlet cover "Geometrics" in brushed stainless steel, Brushed Chrome	25,-
UCWAS0292-69	Outlet cover "Bubbles" in brushed stainless steel, Brushed Chrome	25,-
UCWAS0293-69	Outlet cover "Twister" in brushed stainless steel, Brushed Chrome	25,-
UCWAS0294-69	Outlet cover "Leaves" in brushed stainless steel, Brushed Chrome	25,-
UCWAS0295-69	Outlet cover "Snowflakes" in brushed stainless steel, Brushed Chrome	25,-
UCWAS0290-1N	Outlet cover "Pure Anthracite" in brushed stainless steel, Nature Anthracite	49,-
UCWAS0290-2N	Outlet cover "Pure Creme" in brushed stainless steel, Nature Creme	49,-
UCWAS0290-3N	Outlet cover "Pure Grey" in brushed stainless steel, Nature Grey	49,-
UCWAS0290-4N	Outlet cover "Pure Sand" in brushed stainless steel, Nature Sand	49,-
UCWAS0290-5N	Outlet cover "Pure Stone White" in brushed stainless steel, Nature White	49,-
UCWAS0290-1S	Outlet cover in brushed stainless steel, Anthracite	49,-
UCWAS0290-2S	Outlet cover in brushed stainless steel, Crème	49,-
UCWAS0290-3S	Outlet cover in brushed stainless steel, Grey	49,-
UCWAS0290-4S	Outlet cover in brushed stainless steel, Brown	49,-
UCWAS0290-RW	Outlet cover in brushed stainless steel, Stone White	49,-
U91411200	Installation set, for small sizes (800 x 800 - 1000 x 1000), incl. height-adjustable polystyrene rim support, incl. installation foam and adhesive, incl. sealing tape, incl. 2 polystyrene blocks for floor support, adjustable height 105 to 150 mm	151,-
U91411300	Installation set, for large sizes (1200 x 700 - 1800 x 900), incl. height-adjustable polystyrene rim support, incl. installation foam and adhesive, incl. sealing tape, incl. 3 polystyrene blocks for floor support, adjustable height 105 to 150 mm	214,-
U82400001	Sealing tape	34,-
U91412100	ViFrame, for smaller shower trays (up to 1000 x 1000 mm) made of ceramic or acrylic, incl. 2 central feet	299,-
U91412200	ViFrame, for larger shower trays (from 1000 x 1000 mm) made of ceramic or acrylic, incl. 4 central feet	359,-

XX = Colour code to be indicated

For further information on colours, please see the page at the beginning of this section.

SUBWAY (Square) Acrylic

€ excl. VAT

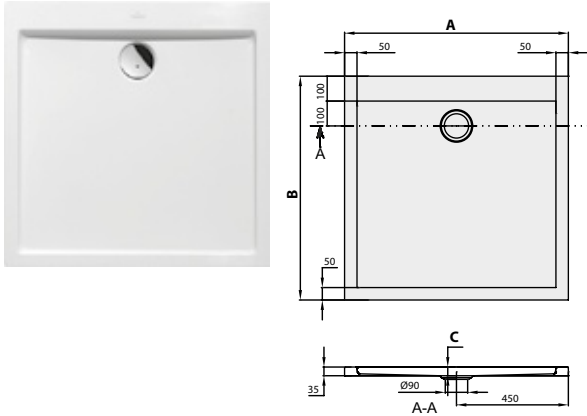
Not included in scope of delivery:

All shower trays are supplied without support/base.

Technical information:

The installation height of the shower tray can be reduced by 30 mm if the Viega outlet fitting art. no. 634 100 is used. Please note: this outlet fitting does not conform to EN 274.

Drainage Ø: 90 mm



Article number	Name and version	Size l (A) x w	Depth (C)	kg/pc.	01, 96	pcs/ pal.
UDA 1035 SUB 1V-XX	Subway	1000 x 1000	35	12,75	564,-	25
UDA 0935 SUB 1V-XX		900 x 900		10,5	489,-	25

Accessories for shower trays

Article number	Description	Price
U90880261	Tempoplex Plus outlet, plastic, ø 90 mm, Drainage rate: 51 l/min, Chrome	99,-
U90880368	Tempoplex Plus outlet, plastic, ø 90 mm, Drainage rate: 51 l/min, White	99,-
U82990000	Shower tray feet, steel, adjustable height 105 to 190 mm	75,-
U91412100	ViFrame, for smaller shower trays (up to 1000 x 1000 mm) made of ceramic or acrylic, incl. 2 central feet	299,-
U91412200	ViFrame, for larger shower trays (from 1000 x 1000 mm) made of ceramic or acrylic, incl. 4 central feet	359,-

SUBWAY (Rectangular) Acrylic

€ excl. VAT

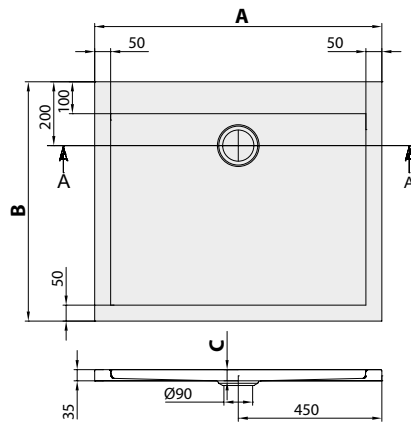
Not included in scope of delivery:

All shower trays are supplied without support/base.

Technical information:**From size 1400 x 900 two supports (U82990000) are required.**

The installation height of the shower tray can be reduced by 30 mm if the Viega outlet fitting art. no. 634 100 is used. Please note: this outlet fitting does not conform to EN 274.

Drainage Ø: 90 mm



Article number	Name and version	Size l (A) x w	Depth (C)	kg/pc.	01, 96	pcs/ pal.
UDA 1893 SUB 2V-XX	Subway	1800 x 900	35	33	883,-	10
UDA 1693 SUB 2V-XX		1600 x 900		28	760,-	9
UDA 1493 SUB 2V-XX		1400 x 900		23	685,-	20
UDA 1293 SUB 2V-XX		1200 x 900		15	610,-	20
UDA 1835 SUB 2V-XX		1000 x 800		11,5	549,-	25

Accessories for shower trays

Article number	Description	Price
U90880261	Tempoplex Plus outlet, plastic, ø 90 mm, Drainage rate: 51 l/min, Chrome	99,-
U90880368	Tempoplex Plus outlet, plastic, ø 90 mm, Drainage rate: 51 l/min, White	99,-
U82990000	Shower tray feet, steel, adjustable height 105 to 190 mm	75,-
U91412100	ViFrame, for smaller shower trays (up to 1000 x 1000 mm) made of ceramic or acrylic, incl. 2 central feet	299,-
U91412200	ViFrame, for larger shower trays (from 1000 x 1000 mm) made of ceramic or acrylic, incl. 4 central feet	359,-

ACCESSORIES FOR SHOWER TRAYS

€ excl. VAT

ViFrame

available from mid-January

Installation frame for all shower trays in Quaryl, acrylic and ceramic

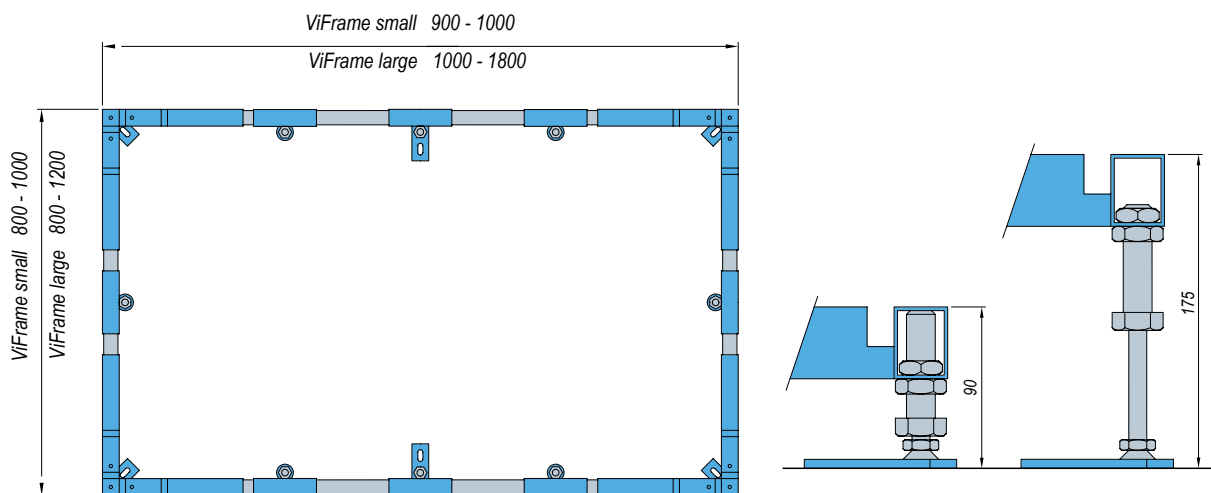
The ViFrame installation frame serves to fix and support Quaryl, acrylic and ceramic shower trays. We offer these in 4 versions: two variants for smaller and large shower tray sizes and two variants with or without central foot. The central feet provide additional support in the centre of ceramic and acrylic shower trays. The 2-stage height adjustment range (from 90 - 175 mm) can be easily adjusted from above using an Allen key.

Note:

- We recommend the use of silicon or a similar flexible adhesive between installation frame and shower tray
- Correct installation also includes fixing the feet to the floor with the fastening set supplied

Advantage:

- The height of the new installation frame is easy to adjust from above.



Article number	Description	Price
U91412100	ViFrame, for smaller shower trays (up to 1000 x 1000 mm) made of ceramic or acrylic, incl. 2 central feet	299,-
U91412200	ViFrame, for larger shower trays (from 1000 x 1000 mm) made of ceramic or acrylic, incl. 4 central feet	359,-
U91412300	ViFrame, for smaller shower trays (up to 1000 x 1000 mm) made of Quaryl, without central foot	269,-
U91412400	ViFrame, for larger shower trays (from 1000 x 1000 mm) made of Quaryl, without central foot	329,-

BATHS & WHIRLPOOL SYSTEMS



GLOSSY COLOURS

01 White Alpine



96 Star White



MATT COLOURS

RW Stone White



PANEL COLOURS BATHS

01 White Alpine



96 Star White



T1 Graphite Noir



AVEO ¹⁾
LA BELLE
LOOP & FRIENDS ^{2) 3)}
SQUARO ²⁾
SUBWAY ^{2) 3)}

AVEO ¹⁾
LA BELLE
LOOP & FRIENDS ^{2) 3)}
SQUARO ²⁾
SUBWAY ^{2) 3)}

LA BELLE

1) Bath free-standing
2) Bath Corner
3) Bath Offset

SURFACE OF VISIBLE PARTS OF WHIRLPOOL SYSTEMS

61 Chrome-plated



62 Gold plated



01 White Alpine



SPECIAL COMBIPOOL INVISIBLE (IP)

UNITED BATH PANELLING

FQ Oak Graphite



DH Glossy White



MULTIFUNCTION CUSHION

LK Bali



LL Peru



PA Anthracite



COLOUR FOR FEET

Beech



HOMMAGE

White



HOMMAGE

COLOUR ON DEMAND (FOR SELECTED, FREE-STANDING BATHS)

BCW0 Fog



BCW1 Frost



BCW2 Ocean



BCW3 Mint



BCW4 Sencha



BCW5 Cedar



BCT0 Powder



BCT1 Ballet



BCT2 Rose



BCT3 Macaroon



BCT4 Lemon



BCT5 Mustard



BCT6 Full Moon



BCT7 French Linen



BCT8 Coal Black



INDEX - BATH AND WHIRLPOOL SYSTEMS

GENERAL INFORMATION

How to use this price list	2
Numerical index Wellness	763-764
Changes to the range - Wellness	8
Wellness colour survey	13

OVERVIEWS

Baths according to shape and dimension	456-460
--	---------

BATHS

Antheus	<i>Premium</i>	461-464
Architectura	<i>Profi</i>	465-472
Aveo	<i>Premium</i>	473-474
Aveo New Generation	<i>Premium</i>	475-476
Cetus	<i>Premium</i>	477-478
Collaro	<i>Mainstream</i>	479-490
Finion	<i>Premium</i>	491-498
Hommage	<i>Premium</i>	499
La Belle / La Belle Excellence	<i>Premium</i>	500-504
Legato	<i>Mainstream</i>	505-508
Libra	<i>Mainstream</i>	509-511
Loop & Friends	<i>Mainstream</i>	512-537
My Art	<i>Mainstream</i>	538-539
Nexus	<i>Premium</i>	540
Oberon	<i>Mainstream</i>	541-545
Oberon 2.0	<i>Premium</i>	546-549
O.novo	<i>Profi</i>	550-554
Pavia	<i>Mainstream</i>	555
Squaro / Squaro Slim Line	<i>Mainstream</i>	556-559
Squaro Edge 12 / Squaro Excellence	<i>Mainstream</i>	560-568
Subway	<i>Mainstream</i>	569-576
Theano	<i>Premium</i>	577-580

ACCESSORIES FOR BATHS

Colour on Demand		581
TouchLight	<i>Mainstream</i>	584
UNITED / Profibox 2.0	<i>Premium / Profi</i>	585
Multifunction cushion / Handgrips	<i>Mainstream</i>	586
ViFlow	<i>Premium</i>	587-588

WHIRLPOOL SYSTEMS

Overview of whirlpool equipment		589
Airpool Entry (AE)	<i>Profi</i>	590
Airpool Comfort (AC)	<i>Mainstream</i>	590
Hydropool Entry (HE)	<i>Profi</i>	591
Hydropool Comfort (HC)	<i>Mainstream</i>	591
Combipool Entry (CE)	<i>Profi</i>	592
Combipool Comfort (CC)	<i>Mainstream</i>	593
Combipool Invisible (IP)	<i>Premium</i>	594
Combipool Active (AP)	<i>Premium</i>	595
Visible parts		596
Whirlpool systems - Explanation Equipment		597-598

ORDER FORM

Pre-drilled holes order form		599
Order form whirlpool systems		see fold-out page on the right
Preassembled options		

OVERVIEW OF BATHS ACCORDING TO SHAPE AND DIMENSION

OVERVIEW

Back-to-wall bath, Length 1800 mm

Width: 800 mm

Width: 800 mm

Width: 800 mm

Width: 800 mm

Corner, Length 1300 mm

Corner, Length 1400 mm

Width: 1300 mm

Width: 1400 mm

Width: 1400 mm



Collaro ●
UBA180COR9CS00VD (489)

Collaro ●
UBA180COR9CSBCVD (490)

Oberon 2.0 ●
UBQ180BR9CD00V (548)

Oberon 2.0 ●
UBQ180BR9CDBC (549)

Subway ●
UBA130SUB3V (573)

Loop & Friends ●
UBA140LFS3V (524)

Loop & Friends ●
UBA140LFO3V (537)

Corner, Length 1450 mm Free-standing, Length 1550 mm

Width: 1450 mm

Width: 750 mm

Width: 750 mm

Width: 750 mm

Width: 750 mm

Free-standing, Length 1700 mm

Width: 700 mm

Width: 700 mm



Squaro ●
UBQ145SQR3V (558)

Antheus ●
UBQ155ANH7F4BCV (462)

Antheus ●
UBQ155ANH7F400V (461)

Theano ●
UBQ155ANH7F2BCV (578)

Theano ●
UBQ155ANH7F200V (577)

Finion ●
UBQ177FIN7A3BCV4 (498)

Finion ●
UBQ177FIN7A2BCV4 (497)

Free-standing, Length 1700 mm

Width: 700 mm

Width: 700 mm

Width: 700 mm

Width: 700 mm

Free-standing, Length 1750 mm

Width: 800 mm

Width: 800 mm

Width: 800 mm



Finion ●
UBQ177FIN7A1BCV4 (496)

Finion ●
UBQ177FIN7A300V4 (495)

Finion ●
UBQ177FIN7A200V4 (494)

Finion ●
UBQ177FIN7A100V4 (493)

Antheus ●
UBQ175ANH7F4BCV (464)

Antheus ●
UBQ175ANH7F400V (463)

Theano ●
UBQ175ANH7F200V (579)

Free-standing, Length 1750 mm

Width: 800 mm

Free-standing, Length 1771 mm

Width: 771 mm

Free-standing, Length 1800 mm

Width: 800 mm

Width: 800 mm

Width: 800 mm

Width: 800 mm

Width: 800 mm



Theano ●
UBQ175ANH7F2BCV (580)

Hommage ●
UBQ180HOM700V (499)

La Belle ●
UBQ180LAB9T1BCV (504)

La Belle ●
UBQ180LAB9W1V (503)

La Belle ●
UBQ180LAB2PDBC (502)

La Belle ●
UBQ180LAB2PDV (501)

Loop & Friends ●
UBA180LFO7PDV (533)

Material

● QUARYL®

● ACRYLIC

OVERVIEW OF BATHS ACCORDING TO SHAPE AND DIMENSION

OVERVIEW

Free-standing, Length 1800 mm

Width: 800 mm	Width: 800 mm	Width: 800 mm	Width: 800 mm	Width: 800 mm	Width: 800 mm	Width: 800 mm
Loop & Friends ● UBA180LF07PDBC (534)	Loop & Friends ● UBA180LFS7PBCV (521)	Loop & Friends ● UBA180LFS7PDV (520)	Squaro Edge 12 ● UBQ180SQE9W2V (567)	Squaro Edge 12 ● UBQ180SQE9T2BCV (568)	Squaro Edge 12 ● UBQ180SQE7PDV (565)	Squaro Edge 12 ● UBQ180SQE7PDBC (566)

Free-standing, Length 1900 mm

Width: 950 mm	Width: 950 mm	Width: 950 mm	Hexagonal, Length 1900 mm Width: 800 mm	Hexagonal, Length 1900 mm Width: 800 mm	Width: 900 mm	Width: 900 mm
Aveo ● UBQ194AVE9PDV (474)	Aveo New Generation ● UBQ194AVE9W1V (475)	Aveo New Generation ● UBQ194AVE9W1BCV (476)	Squaro ● UBQ190SQR6V (559)	Subway ● UBA190SUB6V (576)	Loop & Friends ● UBA199LFO6V (530)	Loop & Friends ● UBA199LFS6V (517)

Hexagonal, Length 2050 mm

Width: 900 mm	Width: 900 mm	Offset, Length 1700 mm Width: 800 mm	Offset, Length 1700 mm Width: 800 mm	Oval, Length 1750 mm Width: 750 mm	Oval, Length 1771 mm Width: 771 mm	Oval, Length 1800 mm Width: 800 mm
Loop & Friends ● UBA205LFO6V (531)	Loop & Friends ● UBA205LFS6V (518)	Subway ● UBA178SUB3REV (575)	Subway ● UBA178SUB3LIV (574)	Cetus ● UBQ175CEU7V (478)	Nexus ● UBQ180NEU7V (540)	Loop & Friends ● UBA180LFO7V (532)

Oval, Length 1800 mm

Width: 800 mm	Width: 800 mm	Oval, Length 1900 mm Width: 950 mm	Rectangle, Length 1400 mm Width: 700 mm	Rectangle, Length 1500 mm Width: 700 mm	Rectangle, Length 1600 mm Width: 700 mm	Rectangle, Length 1600 mm Width: 700 mm
Loop & Friends ● UBA180LFS7V (519)	Squaro Edge 12 ● UBQ180SQE7DV (564)	Aveo ● UBQ194AVE7V (473)	Architectura ● UBA147ARA2V (465)	Architectura ● UBA157ARA2V (466)	Architectura ● UBA167ARA2V (467)	Libra ● UBQ167LIB2V (509)

Material

- QUARYL®
- ACRYLIC

OVERVIEW OF BATHS ACCORDING TO SHAPE AND DIMENSION

OVERVIEW

Rectangle, Length 1600 mm

Width: 700 mm	Width: 700 mm	Width: 700 mm	Width: 700 mm	Width: 750 mm	Width: 750 mm	Width: 750 mm
Loop & Friends ● UBA167LFO2V (525)	Loop & Friends ● UBA167LFS2V (512)	O.novo ● UBA160CAS2V (550)	Subway ● UBA167SUB2V (569)	Collaro ● UBA160COR2DV (481)	Oberon ● UBQ1600BE2V (541)	Squaro Edge 12 ● UBQ160SQE2DV (560)

Rectangle, Length 1700 mm

Width: 700 mm	Width: 700 mm	Width: 700 mm	Width: 700 mm	Width: 700 mm	Width: 700 mm	Width: 750 mm
Architectura ● UBA177ARA2V (468)	Legato ● UBA177LEG2V (505)	Loop & Friends ● UBA177LFO2V (526)	Loop & Friends ● UBA177LFS2V (513)	O.novo ● UBA177CAS2V (551)	Oberon ● UBQ1770BE2V (542)	Architectura ● UBA170ARA2V (469)

Rectangle, Length 1700 mm

Width: 750 mm	Width: 750 mm	Width: 750 mm	Width: 750 mm	Width: 750 mm	Width: 750 mm	Width: 750 mm
Collaro ● UBA170COR2DV (482)	Legato ● UBA170LEG2V (506)	Libra ● UBQ170LIB2V (510)	Loop & Friends ● UBA170LFS2V (514)	Loop & Friends ● UBA170LFO2V (527)	My Art ● UBQ170MYA2V (538)	O.novo ● UBA170CAS2V (552)

Rectangle, Length 1700 mm

Width: 750 mm	Width: 750 mm	Width: 750 mm	Width: 750 mm	Width: 750 mm	Width: 750 mm	Width: 800 mm
Oberon ● UBQ1700BE2V (543)	Oberon 2.0 ● UBQ1700BR2DV (546)	Pavia ● UBQ170PAV2V (555)	Squaro ● UBQ170SQR2V (556)	Squaro Edge 12 ● UBQ170SQE2DV (561)	Subway ● UBA170SUB2V (570)	Architectura ● UBA178ARA2V (470)

Material
 ● QUARYL® ● ACRYLIC

OVERVIEW OF BATHS ACCORDING TO SHAPE AND DIMENSION

OVERVIEW

Rectangle, Length 1800 mm

Width: 800 mm	Width: 800 mm	Width: 800 mm	Width: 800 mm	Width: 800 mm	Width: 800 mm	Width: 800 mm
Architectura ● UBA180ARA2V (471)	Cetus ● UBQ180CEU2V (477)	Collaro ● UBA180COR2DV (483)	La Belle ● UBQ180LAB2V (500)	Legato ● UBA180LEG2V (507)	Libra ● UBQ180LIB2V (511)	Loop & Friends ● UBA180LFO2V (528)

Rectangle, Length 1800 mm

Width: 800 mm	Width: 800 mm	Width: 800 mm	Width: 800 mm	Width: 800 mm	Width: 800 mm	Width: 800 mm
Loop & Friends ● UBA180LFS2V (515)	My Art ● UBQ180MYA2V (539)	O.novo ● UBA180CAS2V (553)	Oberon ● UBQ180OBE2V (544)	Oberon 2.0 ● UBQ180OBR2DV (547)	Squaro ● UBQ180SQR2V (557)	Squaro Edge 12 ● UBQ180SQE2DV (562)

Rectangle, Length 1800 mm

Width: 800 mm	Width: 900 mm	Width: 900 mm	Width: 900 mm	Width: 900 mm	Width: 900 mm	Width: 900 mm
Subway ● UBA180SUB2V (571)	Architectura ● UBA199ARA2V (472)	Collaro ● UBA199COR2DV (484)	Legato ● UBA199LEG2V (508)	Loop & Friends ● UBA199LFO2V (529)	Loop & Friends ● UBA199LFS2V (516)	O.novo ● UBA190CAS2V (554)

Rectangle, Length 1900 mm

Rectangle, Length 1900 mm

Width: 900 mm	Width: 900 mm	Width: 900 mm	Width: 1350 mm	Width: 1350 mm	Width: 1350 mm	Width: 1350 mm
Oberon ● UBQ199OBE2V (545)	Squaro Edge 12 ● UBQ190SQE2DV (563)	Subway ● UBA199SUB2V (572)	Loop & Friends ● UBA175LFS9LIV (522)	Loop & Friends ● UBA175LFO9LIV (535)	Loop & Friends ● UBA175LFS9REV (523)	Loop & Friends ● UBA175LFO9REV (536)

Special shape, Length 1750 mm

Material

- QUARYL®
- ACRYLIC

OVERVIEW OF BATHS ACCORDING TO SHAPE AND DIMENSION

OVERVIEW

Wall-facing bath, left-hand model, Length 1800 mm

Width: 800 mm

Width: 800 mm

Wall-facing bath, right-hand model, Length 1800 mm

Width: 800 mm

Width: 800 mm



Collaro ●

Collaro ●

Collaro ●

Collaro ●

UBA180COR9CLBCVD (486)

UBA180COR9CL00VD (485)

UBA180COR9CRBCVD (488)

UBA180COR9CR00VD (487)

Material

● QUARYL®

● ACRYLIC

ANTHEUS Solo (Free-standing 1550 x 750) Quarryl®

€ excl. VAT

Included in scope of delivery:

The stainless steel frame is supplied (pre-installed, high gloss polished).

Not included in scope of delivery:

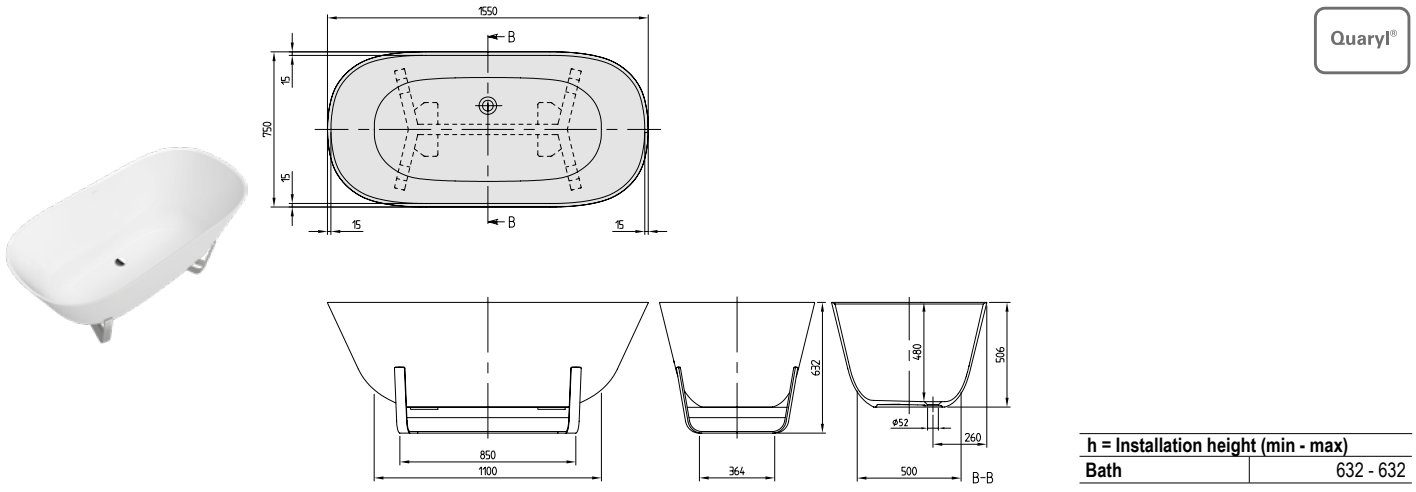
Push-to-Open valve without overflow function (Chrome and White) and ViFlow.

For baths in the colours Star White (96) and Stone White (RW) we recommend selecting the chrome-plated Push-to-Open valve or ViFlow.

Technical information:

Please note: In accordance with DIN 1986-100, a floor drain is required to protect the building against flooding, if a bath is installed without an overflow. No floor drain is required if ViFlow is used.

The delivery time for baths in the colour RW is 4 weeks (made-to-order products)



Quarryl®

BATH TUBS

Article number	Description	Size l x w	Bottom l x w	Depth	Litres incl. 1 pers	Weight (kg)	01, 96	RW	pcs/pal.
UBQ 155 ANH 7F400V-XX	Antheus, free-standing	1550 x 750	1100 x 500	480	250	69	5.216,-	5.613,-	1

Accessories for baths:

Article number	Description	Price
U90952061	Push-to-Open valve without overflow function (Outlet cover White & Chrome), Chrome	107,-
U906100XX	Multifunction cushion, foam, 240 x 150 x 50 mm, available in colours Bali, Peru and Anthracite	99,-
U90953061	ViFlow, Outlet and overflow fittings without an overflow, Chrome	378,-
U90953068	ViFlow, Outlet and overflow fittings without an overflow, White	378,-

XX = Colour code to be indicated
 For further information on colours, please see the page at the beginning of this section.
 Further information on whirlpool systems please see page 589.

ANTHEUS Solo (Free-standing 1550 x 750) Quarryl®, Colour on Demand

€ excl. VAT

Included in scope of delivery:

The stainless steel frame is supplied (pre-installed, high gloss polished).

Not included in scope of delivery:

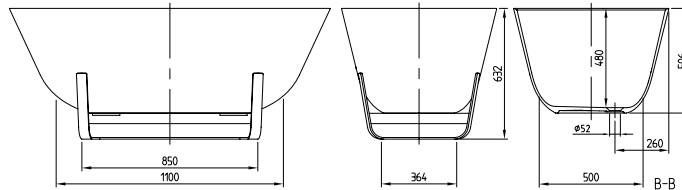
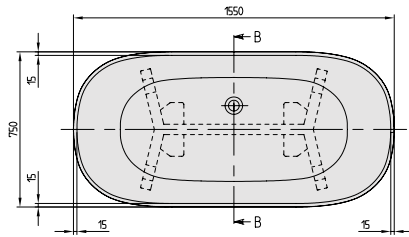
Push-to-Open valve without overflow function (Chrome and White) and ViFlow.

Technical information:

Please note: In accordance with DIN 1986-100, a floor drain is required to protect the building against flooding, if a bath is installed without an overflow. No floor drain is required if ViFlow is used.

The delivery time for baths in the colour RW is 4 weeks (made-to-order products)

BATHUBS



Quarryl®

h = Installation height (min - max)

Bath 632 - 632

Article number	Description	Size l x w	Bottom l x w	Depth	Litres incl. 1 pers	Weight (kg)	01, 96	RW	pcs/pal.
UBQ 155 ANH 7F4BCV-XX	Antheus, free-standing, Colour on Demand (Quarryl®)	1550 x 750	1100 x 500	480	250	69	5.861,-	6.258,-	1

Accessories for baths:

Article number	Description	Price
U90952061	Push-to-Open valve without overflow function (Outlet cover White & Chrome), Chrome	107,-
U906100XX	Multifunction cushion, foam, 240 x 150 x 50 mm, available in colours Bali, Peru and Anthracite	99,-
U90953061	ViFlow, Outlet and overflow fittings without an overflow, Chrome	378,-
U90953068	ViFlow, Outlet and overflow fittings without an overflow, White	378,-

Made-to-order production - Colour on Demand: 3 week delivery period. Please make sure to use the **order form** that you will find immediately after the chapter on baths on page 582-583, so that we can complete the order for you.

XX = Colour code to be indicated
 For further information on colours, please see the page at the beginning of this section.
 Further information on whirlpool systems please see page 589.

ANTHEUS Duo (Free-standing 1750 x 800) Quarryl®

€ excl. VAT

Included in scope of delivery:

The stainless steel frame is supplied (pre-installed, high gloss polished).

Not included in scope of delivery:

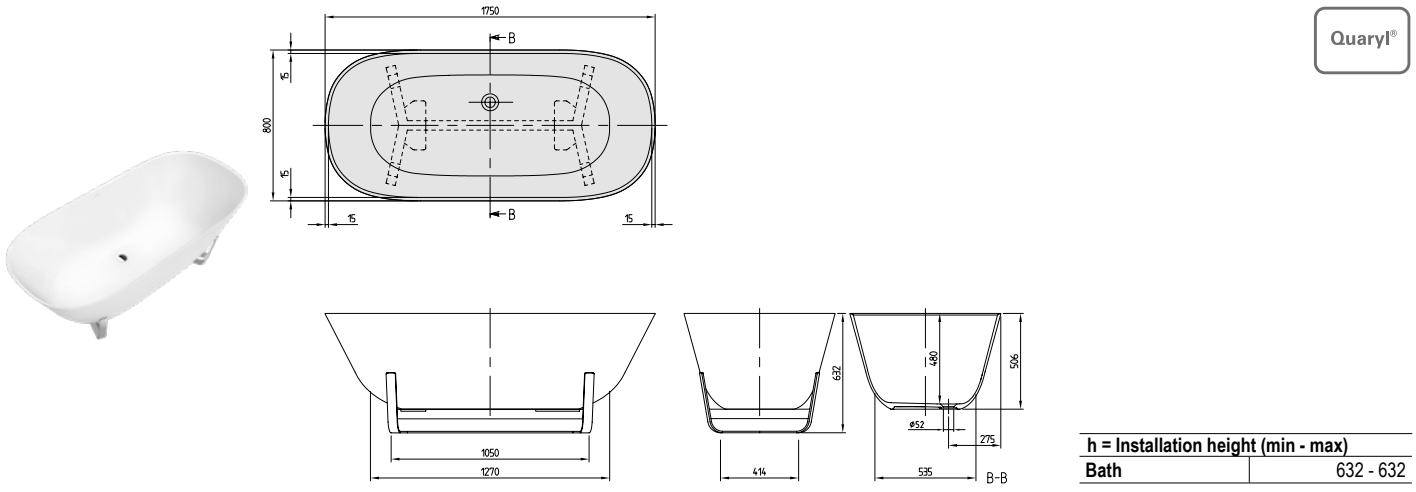
Push-to-Open valve without overflow function (Chrome and White) and ViFlow.

For baths in the colours Star White (96) and Stone White (RW) we recommend selecting the chrome-plated Push-to-Open valve or ViFlow.

Technical information:

Please note: In accordance with DIN 1986-100, a floor drain is required to protect the building against flooding, if a bath is installed without an overflow. No floor drain is required if ViFlow is used.

The delivery time for baths in the colour RW is 4 weeks (made-to-order products)



h = Installation height (min - max)	
Bath	632 - 632

Article number	Description	Size l x w	Bottom l x w	Depth	Litres incl. 1 pers	Weight (kg)	01, 96	RW	pcs/pal.
UBQ 175 ANH 7F400V-XX	Antheus, free-standing	1750 x 800	1270 x 535	480	315	76,5	5.484,-	5.881,-	1

Accessories for baths:

Article number	Description	Price
U90952061	Push-to-Open valve without overflow function (Outlet cover White & Chrome), Chrome	107,-
U906100XX	Multifunction cushion, foam, 240 x 150 x 50 mm, available in colours Bali, Peru and Anthracite	99,-
U90953061	ViFlow, Outlet and overflow fittings without an overflow, Chrome	378,-
U90953068	ViFlow, Outlet and overflow fittings without an overflow, White	378,-

XX = Colour code to be indicated
For further information on colours, please see the page at the beginning of this section.
Further information on whirlpool systems please see page 589.

ANTHEUS Duo (Free-standing 1750 x 800) Quarryl®, Colour on Demand

€ excl. VAT

Included in scope of delivery:

The stainless steel frame is supplied (pre-installed, high gloss polished).

Not included in scope of delivery:

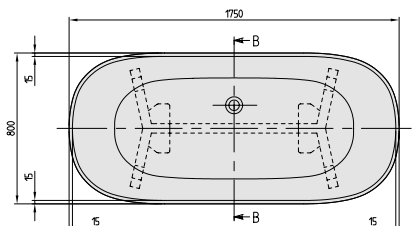
Push-to-Open valve without overflow function (Chrome and White) and ViFlow.

Technical information:

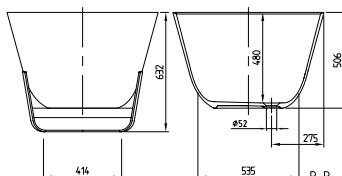
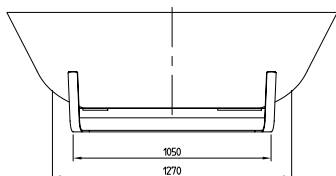
Please note: In accordance with DIN 1986-100, a floor drain is required to protect the building against flooding, if a bath is installed without an overflow. No floor drain is required if ViFlow is used.

The delivery time for baths in the colour RW is 4 weeks (made-to-order products)

BATHUBS



Quaryl®



h = Installation height (min - max)

Bath 632 - 632

Article number	Description	Size l x w	Bottom l x w	Depth	Litres incl. 1 pers	Weight (kg)	01, 96	RW	pcs/pal.
UBQ 175 ANH 7F4BCV-XX	Antheus, free-standing, Colour on Demand (Quaryl®)	1750 x 800	1270 x 535	480	315	76,5	6.130,-	6.527,-	1

Accessories for baths:

Article number	Description	Price
U90952061	Push-to-Open valve without overflow function (Outlet cover White & Chrome), Chrome	107,-
U906100XX	Multifunction cushion, foam, 240 x 150 x 50 mm, available in colours Bali, Peru and Anthracite	99,-
U90953061	ViFlow, Outlet and overflow fittings without an overflow, Chrome	378,-
U90953068	ViFlow, Outlet and overflow fittings without an overflow, White	378,-

Made-to-order production - Colour on Demand: 3 week delivery period. Please make sure to use the **order form** that you will find immediately after the chapter on baths on page 582-583, so that we can complete the order for you.

XX = Colour code to be indicated

For further information on colours, please see the page at the beginning of this section.

Further information on whirlpool systems please see page 589.

ARCHITECTURA Solo (Rectangular 1400 x 700) Acrylic

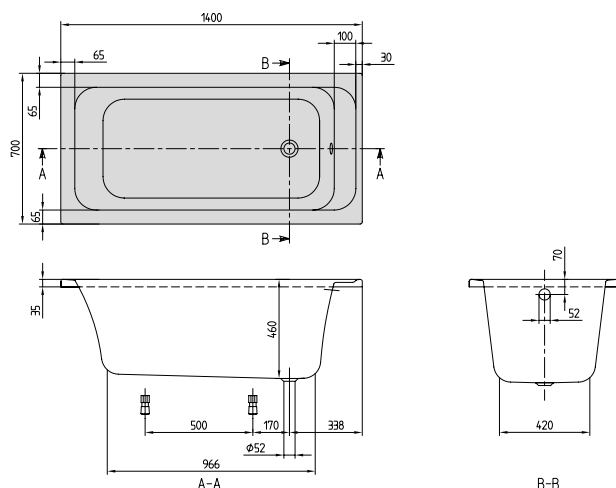
€ excl. VAT

Not included in scope of delivery:

Set of bath feet is not supplied as standard.

Technical information:

Baths incl. slip resistance are only available in White alpin (01).



h = Installation height (min - max)	
Bath	565 - 615

Article number	Description	Size l x w	Bottom l x w	Depth	Litres incl. 1 pers	Weight (kg)	01, 96	pcs/pal.
UBA 147 ARA 2V-XX	Architectura	1400 x 700	970 x 420	460	110	17	659,-	10

Accessories for baths:

Article number	Description	Price
U99740000	Bath feet, plastic, for baths with even bottom, adjustable from 130 à 180 mm	88,-
U90950461	Matching waste/overflow combination, Chrome	202,-
UCCON0475	Pipe interruptor, incl. connections	254,-
U90600361	Multiplex Trio outlet and overflow fitting with water inlet, Chrome	474,-
U90600461	Multiplex Trio outlet and overflow fitting with water inlet with pipe interruptor, incl. tube interruptor, Chrome	772,-
U90170061	Handgrips, 1 pair = 2 grips, Chrome	248,-
U906100XX	Multifunction cushion, foam, 240 x 150 x 50 mm, available in colours Bali, Peru and Anthracite	99,-

Preassembled bath options in combination with:

For order form, see fold-out page on the right-hand side

	Price
TouchLight	827,-
Anti slip (VILBOGRIP)	137,-

XX = Colour code to be indicated

For further information on colours, please see the page at the beginning of this section.

Further information on whirlpool systems please see page 589.

ARCHITECTURA Solo (Rectangular 1500 x 700) Acrylic

€ excl. VAT

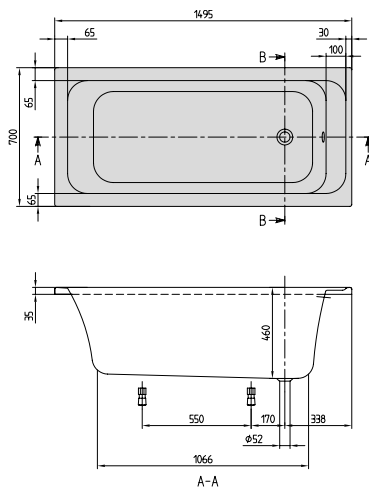
Not included in scope of delivery:

Set of bath feet is not supplied as standard.

Technical information:

Baths incl. slip resistance are only available in White alpin (01).

Whirlpool systems available on request.



h = Installation height (min - max)	
Bath	565 - 615

Article number	Description	Size l x w	Bottom l x w	Depth	Litres incl. 1 pers	Weight (kg)	01, 96	pcs/ pal.
UBA 157 ARA 2V-XX	Architectura	1500 x 700	1070 x 420	460	125	19	694,-	10

Accessories for baths:

Article number	Description	Price
U99740000	Bath feet, plastic, for baths with even bottom, adjustable from 130 à 180 mm	88,-
U90950461	Matching waste/overflow combination, Chrome	202,-
UCCON0475	Pipe interruptor, incl. connections	254,-
U90600361	Multiplex Trio outlet and overflow fitting with water inlet, Chrome	474,-
U90600461	Multiplex Trio outlet and overflow fitting with water inlet with pipe interrupter, incl. tube interrupter, Chrome	772,-
U90170061	Handgrips, 1 pair = 2 grips, Chrome	248,-
U906100XX	Multifunction cushion, foam, 240 x 150 x 50 mm, available in colours Bali, Peru and Anthracite	99,-

Preassembled bath options in combination with:

For order form, see fold-out page on the right-hand side

	Price
TouchLight	827,-
Anti slip (VILBOGRIP)	137,-

XX = Colour code to be indicated

For further information on colours, please see the page at the beginning of this section.

Further information on whirlpool systems please see page 589.

ARCHITECTURA Solo (Rectangular 1600 x 700) Acrylic

€ excl. VAT

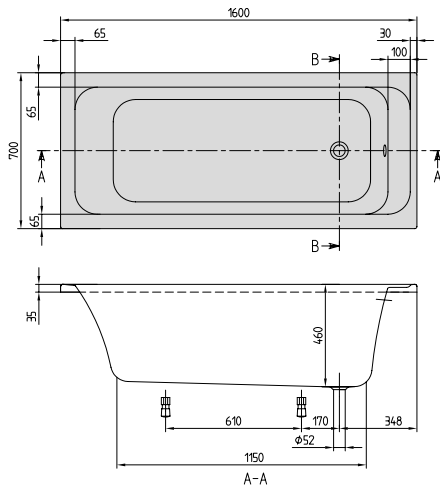
Not included in scope of delivery:

Set of bath feet is not supplied as standard.

Technical information:

Baths incl. anti slip are not available with whirlpool systems.

Baths incl. slip resistance are only available in White alpin (01).



h = Installation height (min - max)	
Bath	565 - 615
Whirlpool system	605 - 645
Profibox 2.0 without system	585 - 585
Profibox 2.0 incl. System	625 - 625

Article number	Description	Size l x w	Bottom l x w	Depth	Litres incl. 1 pers	Weight (kg)	01, 96	pcs/ pal.
UBA 167 ARA 2V-XX	Architectura	1600 x 700	1150 x 460	460	165	21	751,-	10

Accessories for baths:

Article number	Description	Price
U99740000	Bath feet, plastic, for baths with even bottom, adjustable from 130 à 180 mm	88,-
U90950461	Matching waste/overflow combination, Chrome	202,-
UCCON0475	Pipe interruptor, incl. connections	254,-
U90600361	Multiplex Trio outlet and overflow fitting with water inlet, Chrome	474,-
U90600461	Multiplex Trio outlet and overflow fitting with water inlet with pipe interruptor, incl. tube interruptor, Chrome	772,-
U90170061	Handgrips, 1 pair = 2 grips, Chrome	248,-
U906100XX	Multifunction cushion, foam, 240 x 150 x 50 mm, available in colours Bali, Peru and Anthracite	99,-

Preassembled bath options in combination with: For order form, see fold-out page on the right-hand side	only bath	Airpools		Hydropools		Combipools		Special Combipools	
		AE	AC	HE	HC	CE	CC	IP	AP
Profibox 2.0 alcove	○	○	○	-	-	-	-	-	-
Profibox 2.0 corner	○	○	○	-	-	-	-	-	-
TouchLight	○	-	-	-	-	-	-	-	-
Anti slip (VILBOGRIP)	○	-	-	-	-	-	-	-	-

Whirlpools	Article number	Description	Airpools		Hydropools		Combipools		Special Combipools	
			AE	AC	HE	HC	CE	CC	IP	AP
	U__ 167 ARA 2A ½ V XX	Price of whirlpool system incl. bath	2.791,-	3.263,-	2.894,-	4.534,-	4.021,-	5.661,-	6.686,-	9.966,-
	U__ 167 ARA 2B ½ V XX	Price of whirlpool system incl. bath incl. Multiplex Trio	3.265,-	3.737,-	3.368,-	5.008,-	4.495,-	6.135,-	7.160,-	10.440,-

For the following whirlpool systems the technology protrudes:

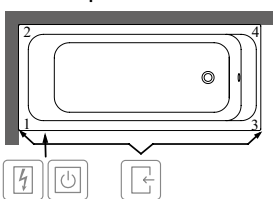
Technical parts	Side	Airpools		Hydropools		Combipools		Special Combipools	
		-	-	+5	+5	+5	+5	-	+60
Technical parts 1	Side 1-2	-	-	+5	+5	+5	+5	-	+60
	Side 1-3	-	-	-	-	-	-	-	+20
	Side 2-4	-	-	-	+5	-	-	-	+20
Technical parts 2	Side 1-2	-	-	+5	+5	+5	+5	-	+60
	Side 1-3	-	-	-	+5	-	-	-	+20
	Side 2-4	-	-	-	-	-	-	-	+20

Please replace __ in article number with whirlpool code.

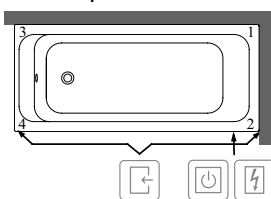
Please replace ½ in article number with desired position of technical equipment (1 = Layout 1, 2 = Layout 2). The back jets are located at the end at which the technical equipment is installed.

For further options use the order form (see right-hand fold-out page)

Technical parts 1



Technical parts 2



- Accessible via
- Control box
- Rim control

This symbol "O" means this option is possible

XX = Colour code to be indicated

For further information on colours, please see the page at the beginning of this section.

Further information on whirlpool systems please see page 589.

ARCHITECTURA Solo (Rectangular 1700 x 700) Acrylic

€ excl. VAT

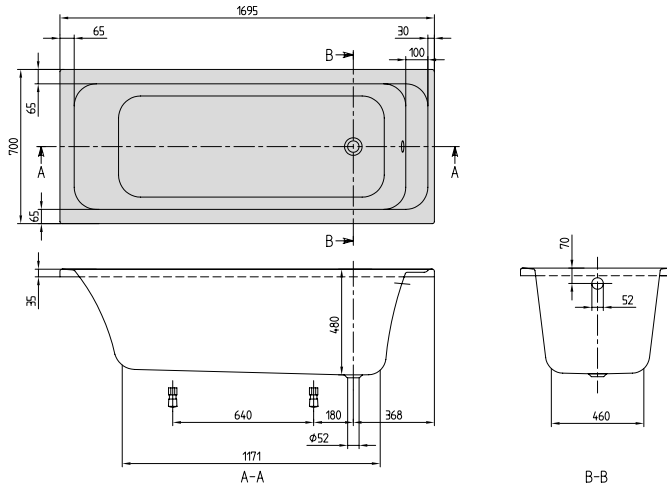
Not included in scope of delivery:

Set of bath feet is not supplied as standard.

Technical information:

Baths incl. anti slip are not available with whirlpool systems.

Baths incl. slip resistance are only available in White alpin (01).



h = Installation height (min - max)	
Bath	585 - 635
Whirlpool system	625 - 665
Profibox 2.0 without system	585 - 585
Profibox 2.0 incl. System	625 - 625

Article number	Description	Size l x w	Bottom l x w	Depth	Litres incl. 1 pers	Weight (kg)	01, 96	pcs/ pal.
UBA 177 ARA 2V-XX	Architectura	1700 x 700	1200 x 460	480	195	23	751,-	10

Accessories for baths:

Article number	Description	Price
U99740000	Bath feet, plastic, for baths with even bottom, adjustable from 130 à 180 mm	88,-
U90950461	Matching waste/overflow combination, Chrome	202,-
UCCON0475	Pipe interruptor, incl. connections	254,-
U90600361	Multiplex Trio outlet and overflow fitting with water inlet, Chrome	474,-
U90600461	Multiplex Trio outlet and overflow fitting with water inlet with pipe interruptor, incl. tube interruptor, Chrome	772,-
U90170061	Handgrips, 1 pair = 2 grips, Chrome	248,-
U906100XX	Multifunction cushion, foam, 240 x 150 x 50 mm, available in colours Bali, Peru and Anthracite	99,-

Preassembled bath options in combination with:

For order form, see fold-out page on the right-hand side	only bath	Airpools		Hydropools		Combipools		Special Combipools	
		AE	AC	HE	HC	CE	CC	IP	AP
Profibox 2.0 alcove	881,-	○	○	○	○	○	○	○	-
Profibox 2.0 corner	1.057,-	○	○	○	○	○	○	○	-
TouchLight	827,-	○	-	-	-	-	-	-	-
Anti slip (VILBOGRIP)	137,-	○	-	-	-	-	-	-	-

Whirlpools

Article number	Description	Airpools		Hydropools		Combipools		Special Combipools	
		AE	AC	HE	HC	CE	CC	IP	AP
U__ 177 ARA 2A ½ V XX	Price of whirlpool system incl. bath	2.791,-	3.263,-	2.894,-	4.534,-	4.021,-	5.661,-	6.686,-	9.966,-
U__ 177 ARA 2B ½ V XX	Price of whirlpool system incl. bath incl. Multiplex Trio	3.265,-	3.737,-	3.368,-	5.008,-	4.495,-	6.135,-	7.160,-	10.440,-

For the following whirlpool systems the technology protrudes:

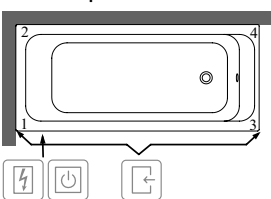
Technical parts 1	Side 1-2	Side 1-3	Side 2-4	Airpools		Hydropools		Combipools		Special Combipools	
				AE	AC	HE	HC	CE	CC	IP	AP
Technical parts 2	Side 1-2	-	-	-	-	-	-	-	-	-	+20
	Side 1-3	-	-	-	-	-	-	-	-	-	+15
	Side 2-4	-	-	-	-	-	-	-	-	-	+15

Please replace __ in article number with whirlpool code.

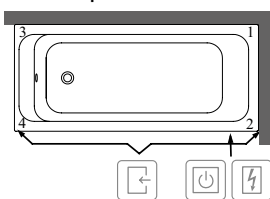
Please replace ½ in article number with desired position of technical equipment (1 = Layout 1, 2 = Layout 2). The back jets are located at the end at which the technical equipment is installed.


For further options use the order form (see right-hand fold-out page)

Technical parts 1



Technical parts 2



-  Accessible via
-  Control box
-  Rim control

This symbol "○" means this option is possible

XX = Colour code to be indicated

For further information on colours, please see the page at the beginning of this section.

Further information on whirlpool systems please see page 589.

ARCHITECTURA Solo (Rectangular 1700 x 750) Acrylic

€ excl. VAT

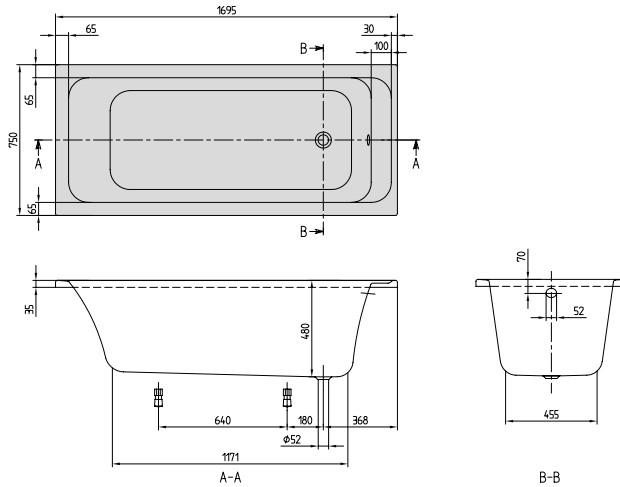
Not included in scope of delivery:

Set of bath feet is not supplied as standard.

Technical information:

Baths incl. anti slip are not available with whirlpool systems.

Baths incl. slip resistance are only available in White alpin (01).



h = Installation height (min - max)	
Bath	585 - 635
Whirlpool system	625 - 665
Profibox 2.0 without system	585 - 585
Profibox 2.0 incl. System	625 - 625

Article number	Description	Size l x w	Bottom l x w	Depth	Litres incl. 1 pers	Weight (kg)	01, 96	pcs/ pal.
UBA 170 ARA 2V-XX	Architectura	1700 x 750	1200 x 460	480	210	23	751,-	10

Accessories for baths:

Article number	Description	Price
U99740000	Bath feet, plastic, for baths with even bottom, adjustable from 130 à 180 mm	88,-
U90950461	Matching waste/overflow combination, Chrome	202,-
UCCON0475	Pipe interruptor, incl. connections	254,-
U90600361	Multiplex Trio outlet and overflow fitting with water inlet, Chrome	474,-
U90600461	Multiplex Trio outlet and overflow fitting with water inlet with pipe interruptor, incl. tube interruptor, Chrome	772,-
U90170061	Handgrips, 1 pair = 2 grips, Chrome	248,-
U906100XX	Multifunction cushion, foam, 240 x 150 x 50 mm, available in colours Bali, Peru and Anthracite	99,-

Preassembled bath options in combination with: For order form, see fold-out page on the right-hand side	only bath	Airpools		Hydropools		Combipools		Special Combipools	
		AE	AC	HE	HC	CE	CC	IP	AP
Profibox 2.0 alcove	881,-	○	○	○	○	○	○	○	-
Profibox 2.0 corner	1.057,-	○	○	○	○	○	○	○	-
TouchLight	827,-	○	-	-	-	-	-	-	-
Anti slip (VILBOGRIP)	137,-	○	-	-	-	-	-	-	-

Whirlpools	Article number	Description	Airpools		Hydropools		Combipools		Special Combipools	
			AE	AC	HE	HC	CE	CC	IP	AP
	U__ 170 ARA 2A ½ V XX	Price of whirlpool system incl. bath	2.791,-	3.263,-	2.894,-	4.534,-	4.021,-	5.661,-	6.686,-	9.966,-
	U__ 170 ARA 2B ½ V XX	Price of whirlpool system incl. bath incl. Multiplex Trio	3.265,-	3.737,-	3.368,-	5.008,-	4.495,-	6.135,-	7.160,-	10.440,-

For the following whirlpool systems the technology protrudes:

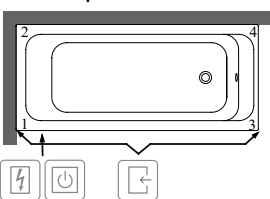
Technical parts 1	Side 1-2	Side 1-3	Side 2-4	Airpools		Hydropools		Combipools		Special Combipools	
				AE	AC	HE	HC	CE	CC	IP	AP
Technical parts 2	Side 1-2	-	-	-	-	-	-	-	-	-	+35
	Side 1-3	-	-	-	-	-	-	-	-	-	+15
	Side 2-4	-	-	-	-	-	-	-	-	-	+15

Please replace __ in article number with whirlpool code.

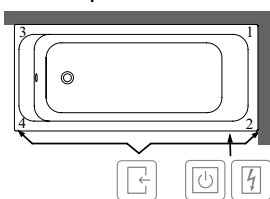
Please replace ½ in article number with desired position of technical equipment (1 = Layout 1, 2 = Layout 2). The back jets are located at the end at which the technical equipment is installed.




For further options use the order form (see right-hand fold-out page)

Technical parts 1



Technical parts 2



-  Accessible via
-  Control box
-  Rim control

This symbol "O" means this option is possible

XX = Colour code to be indicated

For further information on colours, please see the page at the beginning of this section.

Further information on whirlpool systems please see page 589.

BATH TUBS

ARCHITECTURA Duo (Rectangular 1700 x 800) Acrylic

€ excl. VAT

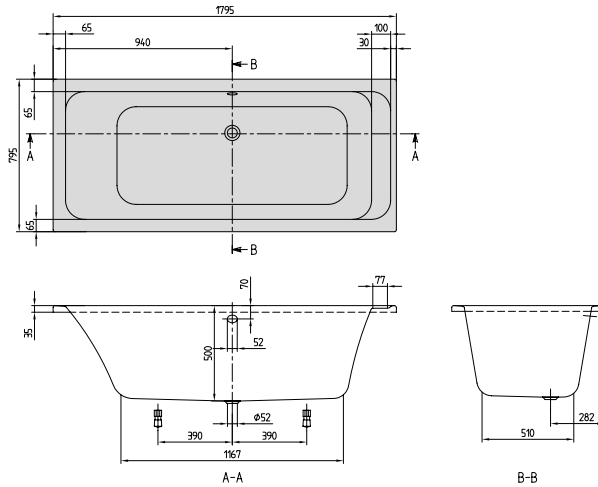
Not included in scope of delivery:

Set of bath feet is not supplied as standard.

Technical information:

Baths incl. anti slip are not available with whirlpool systems.

Baths incl. slip resistance are only available in White alpin (01).



h = Installation height (min - max)	
Bath	585 - 635
Whirlpool system	625 - 665
Profibox 2.0 without system	585 - 585
Profibox 2.0 incl. System	625 - 625

Article number	Description	Size l x w	Bottom l x w	Depth	Litres incl. 1 pers	Weight (kg)	01, 96	pcs/ pal.
UBA 178 ARA 2V-XX	Architectura	1700 x 800	1200 x 430	480	215	23	786,-	10

Accessories for baths:

Article number	Description	Price
U99740000	Bath feet, plastic, for baths with even bottom, adjustable from 130 à 180 mm	88,-
U90950461	Matching waste/overflow combination, Chrome	202,-
UCCON0475	Pipe interruptor, incl. connections	254,-
U90600361	Multiplex Trio outlet and overflow fitting with water inlet, Chrome	474,-
U90600461	Multiplex Trio outlet and overflow fitting with water inlet with pipe interruptor, incl. tube interruptor, Chrome	772,-
U90170061	Handgrips, 1 pair = 2 grips, Chrome	248,-
U906100XX	Multifunction cushion, foam, 240 x 150 x 50 mm, available in colours Bali, Peru and Anthracite	99,-

Preassembled bath options in combination with:

For order form, see fold-out page on the right-hand side	only bath	Airpools		Hydropools		Combipools		Special Combipools	
		AE	AC	HE	HC	CE	CC	IP	AP
Profibox 2.0 alcove	○	○	○	○	○	○	○	○	-
Profibox 2.0 corner	○	○	○	○	○	○	○	○	-
TouchLight	○	-	-	-	-	-	-	-	-
Anti slip (VILBOGRIP)	○	-	-	-	-	-	-	-	-

Whirlpools

Article number	Description	Airpools		Hydropools		Combipools		Special Combipools	
		AE	AC	HE	HC	CE	CC	IP	AP
U__ 178 ARA 2A ½ V XX	Price of whirlpool system incl. bath	2.826,-	3.298,-	2.929,-	4.569,-	4.056,-	5.696,-	6.721,-	10.001,-
U__ 178 ARA 2B ½ V XX	Price of whirlpool system incl. bath incl. Multiplex Trio	3.300,-	3.772,-	3.403,-	5.043,-	4.530,-	6.170,-	7.195,-	10.475,-

For the following whirlpool systems the technology protrudes:

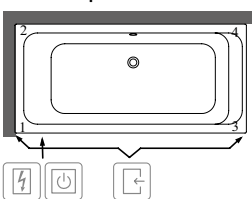
Technical parts 1	Side 1-2	Side 1-3	Side 2-4	Airpools		Hydropools		Combipools		Special Combipools	
				AE	AC	HE	HC	CE	CC	IP	AP
Technical parts 2	Side 1-2	-	-	-	-	-	-	-	-	-	+5
	Side 1-3	-	-	-	-	-	-	-	-	-	+10
	Side 2-4	-	-	-	-	-	-	-	-	-	+10

Please replace __ in article number with whirlpool code.

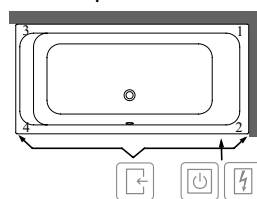
Please replace ½ in article number with desired position of technical equipment (1 = Layout 1, 2 = Layout 2). The back jets are located at the end at which the technical equipment is installed.

For further options use the order form (see right-hand fold-out page)

Technical parts 1



Technical parts 2



-  Accessible via
-  Control box
-  Rim control

This symbol "O" means this option is possible

XX = Colour code to be indicated

For further information on colours, please see the page at the beginning of this section.

Further information on whirlpool systems please see page 589.

ARCHITECTURA Duo (Rectangular 1800 x 800) Acrylic

€ excl. VAT

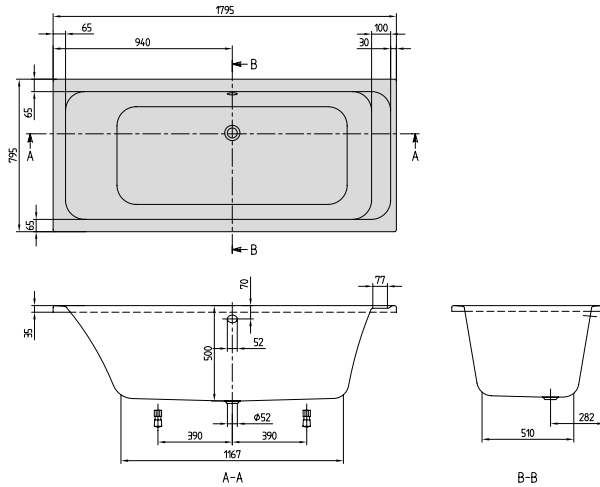
Not included in scope of delivery:

Set of bath feet is not supplied as standard.

Technical information:

Baths incl. anti slip are not available with whirlpool systems.

Baths incl. slip resistance are only available in White alpin (01).



h = Installation height (min - max)	
Bath	605 - 655
Whirlpool system	645 - 685
Profibox 2.0 without system	625 - 625
Profibox 2.0 incl. System	625 - 625

Article number	Description	Size l x w	Bottom l x w	Depth	Litres incl. 1 pers	Weight (kg)	01, 96	pcs/pal.
UBA 180 ARA 2V-XX	Architectura	1800 x 800	1200 x 430	500	235	25	825,-	10

Accessories for baths:

Article number	Description	Price
U99740000	Bath feet, plastic, for baths with even bottom, adjustable from 130 à 180 mm	88,-
U90950461	Matching waste/overflow combination, Chrome	202,-
UCCON0475	Pipe interruptor, incl. connections	254,-
U90600361	Multiplex Trio outlet and overflow fitting with water inlet, Chrome	474,-
U90600461	Multiplex Trio outlet and overflow fitting with water inlet with pipe interruptor, incl. tube interruptor, Chrome	772,-
U90170061	Handgrips, 1 pair = 2 grips, Chrome	248,-
U906100XX	Multifunction cushion, foam, 240 x 150 x 50 mm, available in colours Bali, Peru and Anthracite	99,-

Preassembled bath options in combination with:

For order form, see fold-out page on the right-hand side		only bath	Airpools		Hydropools		Combipools		Special Combipools	
			AE	AC	HE	HC	CE	CC	IP	AP
Profibox 2.0 alcove	881,-	○	○	○	○	○	○	○	○	-
Profibox 2.0 corner	1.057,-	○	○	○	○	○	○	○	○	-
TouchLight	827,-	○	-	-	-	-	-	-	-	-
Anti slip (VILBOGRIP)	137,-	○	-	-	-	-	-	-	-	-

Whirlpools

Article number		Airpools		Hydropools		Combipools		Special Combipools	
		AE	AC	HE	HC	CE	CC	IP	AP
U__ 180 ARA 2A ½ V XX	Price of whirlpool system incl. bath	2.865,-	3.337,-	2.968,-	4.608,-	4.095,-	5.735,-	6.760,-	10.040,-
U__ 180 ARA 2B ½ V XX	Price of whirlpool system incl. bath incl. Multiplex Trio	3.339,-	3.811,-	3.442,-	5.082,-	4.569,-	6.209,-	7.234,-	10.514,-

For the following whirlpool systems the technology protrudes:

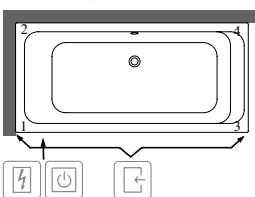
Technical parts 1	Side 1-3									
Technical parts 2	Side 1-3	-	-	-	-	-	-	-	-	+5
	Side 2-4	-	-	-	-	-	-	-	-	+5

Please replace __ in article number with whirlpool code.

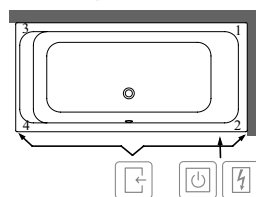
Please replace ½ in article number with desired position of technical equipment (1 = Layout 1, 2 = Layout 2). The back jets are located at the end at which the technical equipment is installed.

For further options use the order form (see right-hand fold-out page)

Technical parts 1



Technical parts 2



- Accessible via
- Control box
- Rim control

This symbol "○" means this option is possible

XX = Colour code to be indicated

For further information on colours, please see the page at the beginning of this section.

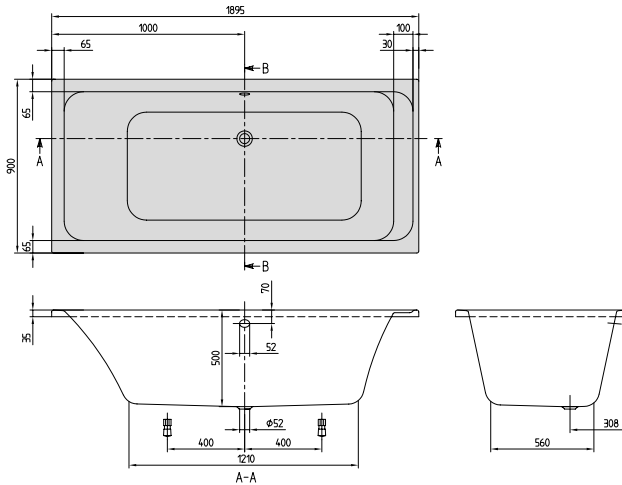
Further information on whirlpool systems please see page 589.

ARCHITECTURA Duo (Rectangular 1900 x 900) Acrylic

€ excl. VAT

Not included in scope of delivery:
Technical information:

Set of bath feet is not supplied as standard.
Baths incl. anti slip are not available with whirlpool systems.
Baths incl. slip resistance are only available in White alpin (01).



h = Installation height (min - max)	
Bath	605 - 655
Whirlpool system	645 - 685
Profibox 2.0 without system	625 - 625
Profibox 2.0 incl. System	625 - 625

Article number	Description	Size l x w	Bottom l x w	Depth	Litres incl. 1 pers	Weight (kg)	01, 96	pcs/ pal.
UBA 199 ARA 2V-XX	Architectura	1900 x 900	1210 x 560	500	285	27	941,-	10

Accessories for baths:

Article number	Description	Price
U99740000	Bath feet, plastic, for baths with even bottom, adjustable from 130 à 180 mm	88,-
U90950461	Matching waste/overflow combination, Chrome	202,-
UCCON0475	Pipe interruptor, incl. connections	254,-
U90600361	Multiplex Trio outlet and overflow fitting with water inlet, Chrome	474,-
U90600461	Multiplex Trio outlet and overflow fitting with water inlet with pipe interruptor, incl. tube interruptor, Chrome	772,-
U90170061	Handgrips, 1 pair = 2 grips, Chrome	248,-
U906100XX	Multifunction cushion, foam, 240 x 150 x 50 mm, available in colours Bali, Peru and Anthracite	99,-

Preassembled bath options in combination with:

For order form, see fold-out page on the right-hand side	only bath	Airpools		Hydropools		Combipools		Special Combipools	
		AE	AC	HE	HC	CE	CC	IP	AP
Profibox 2.0 alcove	881,-	○	○	○	○	○	○	○	○
Profibox 2.0 corner	1.057,-	○	○	○	○	○	○	○	○
TouchLight	827,-	○	-	-	-	-	-	-	-
Anti slip (VILBOGRIP)	137,-	○	-	-	-	-	-	-	-

Whirlpools

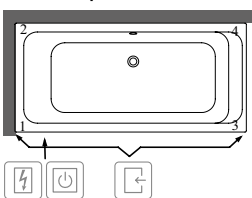
Article number	Description	Airpools		Hydropools		Combipools		Special Combipools	
		AE	AC	HE	HC	CE	CC	IP	AP
U__ 199 ARA 2A ½ V XX	Price of whirlpool system incl. bath	2.981,-	3.453,-	3.084,-	4.724,-	4.211,-	5.851,-	6.876,-	10.156,-
U__ 199 ARA 2B ½ V XX	Price of whirlpool system incl. bath incl. Multiplex Trio	3.455,-	3.927,-	3.558,-	5.198,-	4.685,-	6.325,-	7.350,-	10.630,-

Please replace __ in article number with whirlpool code.

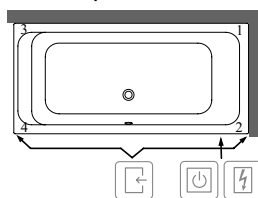
Please replace ½ in article number with desired position of technical equipment (1 = Layout 1, 2 = Layout 2). The back jets are located at the end at which the technical equipment is installed.

For further options use the order form (see right-hand fold-out page)

Technical parts 1



Technical parts 2



- Accessible via
- Control box
- Rim control

This symbol "○" means this option is possible

XX = Colour code to be indicated

For further information on colours, please see the page at the beginning of this section.

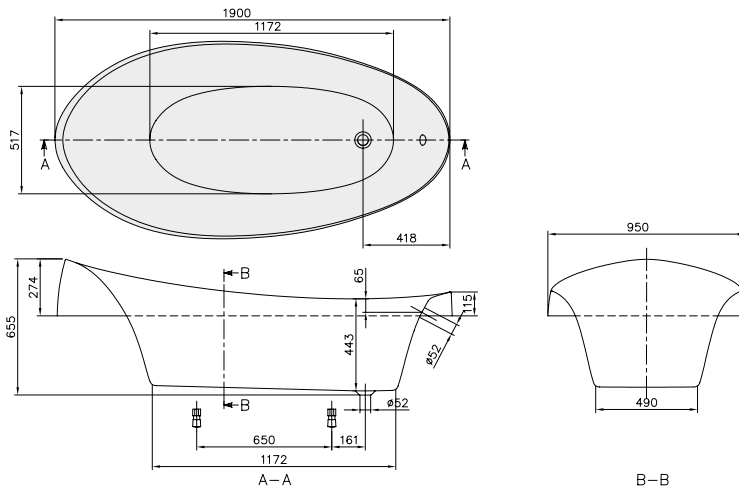
Further information on whirlpool systems please see page 589.

AVEO (Oval 1900 x 950) Quarry[®]

€ excl. VAT

Included in scope of delivery:
Not included in scope of delivery:
Technical information:

Set of bath feet is supplied as standard (self-adhesive), adjustable from 130 à 180 mm.
 Requires extended waste/overflow combination.
 The whirlpool system IP (Special Combipool Invisible) for baths in color RW will be delivered with Stone White colored jets. For all other pools in the color RW, the jets remain in Chrome.
Price for whirlpool system in the colour RW on request.
 The delivery time for baths in the colour RW is 4 weeks (made-to-order products)



Quarry[®]

h = Installation height (min - max)	
Bath	490 - 540
Whirlpool system	520 - 570

Article number	Description	Size l x w	Bottom l x w	Depth	Litres incl. 1 pers	Weight (kg)	01, 96	RW	pcs/pal.
UBQ 194 AVE 7V-XX	Aveo, built-in version	1900 x 950	1170 x 540	443	245	51,4	3.250,-	3.488,-	1

Accessories for baths:

Article number	Description	Price
U90950461	Matching waste/overflow combination, Chrome	202,-
UCCON0475	Pipe interrupter, incl. connections	254,-
U90600361	Multiplex Trio outlet and overflow fitting with water inlet, Chrome	474,-
U90600461	Multiplex Trio outlet and overflow fitting with water inlet with pipe interrupter, incl. tube interrupter, Chrome	772,-
U906100XX	Multifunction cushion, foam, 240 x 150 x 50 mm, available in colours Bali, Peru and Anthracite	99,-

Preassembled bath options in combination with:

For order form, see fold-out page on the right-hand side	only bath	Airpools		Hydropools		Combipools		Special Combipools	
		AE	AC	HE	HC	CE	CC	IP	AP
TouchLight	827,-	○	-	-	-	-	-	-	-

Whirlpools		Airpools		Hydropools		Combipools		Special Combipools	
Article number	Description	AE	AC	HE	HC	CE	CC	IP	AP
U__ 194 AVE 7A ½ V XX	Price of whirlpool system incl. bath	5.290,-	5.762,-	5.393,-	7.033,-	6.520,-	8.160,-	9.185,-	12.465,-
U__ 194 AVE 7B ½ V XX	Price of whirlpool system incl. bath incl. Multiplex Trio	5.764,-	6.236,-	5.867,-	7.507,-	6.994,-	8.634,-	9.659,-	12.939,-

For the following whirlpool systems the technology protrudes:

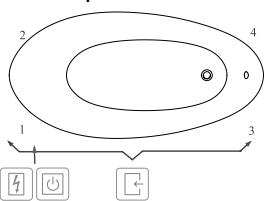
Technical parts 1	Side 1-2	-	-	-	-	-	-	-	+20
	Side 1-3	-	-	-	-	-	-	-	+20
Side 2-4	-	-	-	-	-	-	-	+20	+20
Technical parts 2	Side 1-2	-	-	-	-	-	-	-	+20
	Side 1-3	-	-	-	-	-	-	+20	+20
	Side 2-4	-	-	-	-	-	-	+20	+20

Please replace __ in article number with whirlpool code.

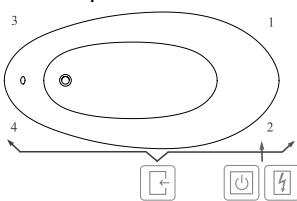
Please replace ½ in article number with desired position of technical equipment (1 = Layout 1, 2 = Layout 2). The back jets are located at the end at which the technical equipment is installed.

For further options use the order form (see right-hand fold-out page)

Technical parts 1



Technical parts 2



- Accessible via
- Control box
- Rim control

This symbol "○" means this option is possible

XX = Colour code to be indicated

For further information on colours, please see the page at the beginning of this section.

Further information on whirlpool systems please see page 589.

BATH TUBS

AVEO (Free-standing 1900 x 950) Quarryl®

€ excl. VAT

Included in scope of delivery:

Including extended waste/overflow combination (chrome-plated).

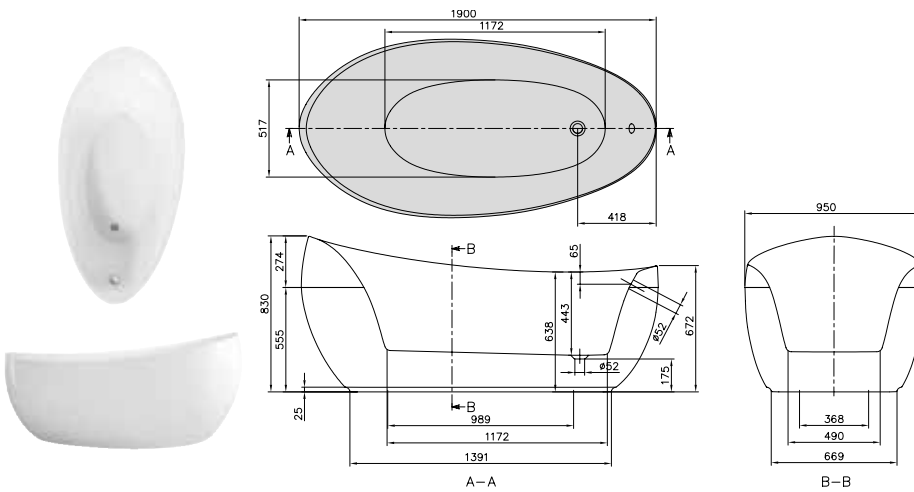
Technical information:

Bath and panel are of the material Quarryl® (2 parts). Panel is also the frame (Height of the panel: 555 mm).

Whirlpool systems available on request.

The delivery time for baths in the colour RW is 4 weeks (made-to-order products)

Quarryl®



Article number	Description	Size l x w	Bottom l x w	Depth	Litres incl. 1 pers	Weight (kg)	01, 96	RW	pcs/pal.
UBQ 194 AVE 9PDV-XX	Aveo, free-standing, incl. Quarryl® panel in the same colour as the bath, incl. waste/overflow chrome-plated	1900 x 950	1170 x 540	443	245	99	5.997,-	6.394,-	1

Accessories for baths:

Article number	Description	Price
UCCON0475	Pipe interruptor, incl. connections	254,-
U90600361	Multiplex Trio outlet and overflow fitting with water inlet, Chrome	474,-
U90600461	Multiplex Trio outlet and overflow fitting with water inlet with pipe interrupter, incl. tube interrupter, Chrome	772,-
U906100XX	Multifunction cushion, foam, 240 x 150 x 50 mm, available in colours Bali, Peru and Anthracite	99,-

Preassembled bath options in combination with:

For order form, see fold-out page on the right-hand side

Price	
TouchLight	827,-

XX = Colour code to be indicated

For further information on colours, please see the page at the beginning of this section.

Further information on whirlpool systems please see page 589.

AVEO NEW GENERATION (Free-standing 1900 x 950) Quarryl®

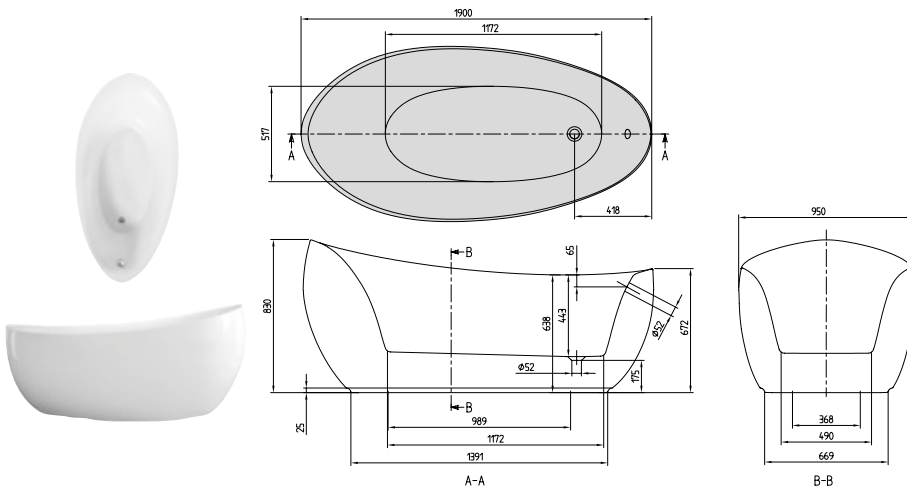
€ excl. VAT

Included in scope of delivery:

Including extended waste/overflow combination (chrome-plated).

Technical information:

The delivery time for baths in the colour RW is 4 weeks (made-to-order products)



Quarryl®

BATH TUBS

h = Installation height (min - max)	
Bath	830 - 830

Article number	Description	Size l x w	Bottom l x w	Depth	Litres incl. 1 pers	Weight (kg)	01, 96	RW	pcs/pal.
UBQ 194 AVE 9W1V-XX	Aveo New Generation, free-standing, seamless, incl. pre-fitted outlet and overflow (chrome plated)	1900 x 950	1170 x 540	443	245	98,5	6.399,-	6.796,-	1
UBQ 194 AVE 9T1V-XX	Aveo New Generation, free-standing, seamless, incl. pre-fitted Multiplex Trio (chrome plated)						6.680,-	7.077,-	1

Accessories for baths:

Article number	Description	Price
UCCON0475	Pipe interruptor, incl. connections	254,-
U906100XX	Multifunction cushion, foam, 240 x 150 x 50 mm, available in colours Bali, Peru and Anthracite	99,-

XX = Colour code to be indicated
 For further information on colours, please see the page at the beginning of this section.
 Further information on whirlpool systems please see page 589.

AVEO NEW GENERATION (Free-standing 1900 x 950) Quaryl®

€ excl. VAT

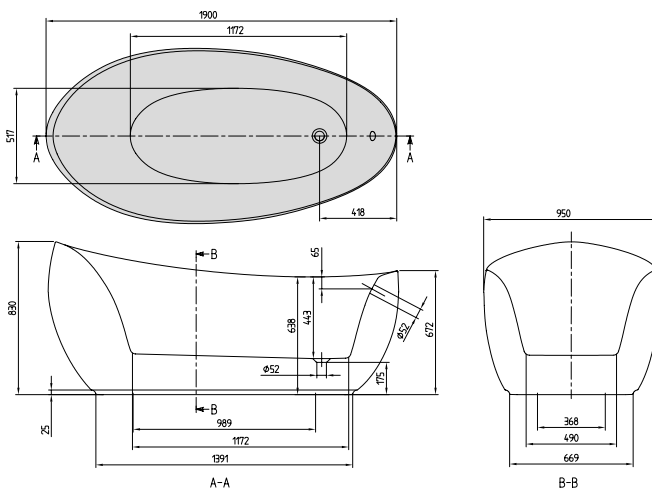
Included in scope of delivery:

Including extended waste/overflow combination (chrome-plated).

Technical information:

The delivery time for baths in the colour RW is 4 weeks (made-to-order products)

Quaryl®



h = Installation height (min - max)	
Bath	830 - 830

Article number	Description	Size l x w	Bottom l x w	Depth	Litres incl. 1 pers	Weight (kg)	01, 96	RW	pcs/pal.
UBQ 194 AVE 9W1BCV-XX	Aveo New Generation, free-standing, seamless, Colour on Demand (Quaryl®), incl. pre-fitted outlet and overflow (chrome plated)	1900 x 950	1170 x 540	443	245	98,5	7.151,-	7.548,-	1
UBQ 194 AVE 9T1BCV-XX	Aveo New Generation, free-standing, seamless, Colour on Demand (Quaryl®), incl. pre-fitted Multiplex Trio (chrome plated)						7.433,-	7.830,-	1

Accessories for baths:

Article number	Description	Price
UCCON0475	Pipe interruptor, incl. connections	254,-
U906100XX	Multifunction cushion, foam, 240 x 150 x 50 mm, available in colours Bali, Peru and Anthracite	99,-

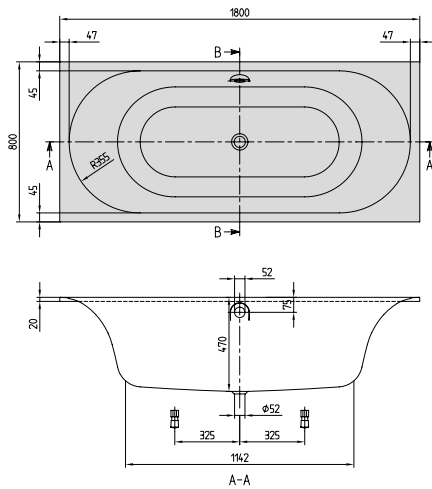
Made-to-order production - Colour on Demand: 3 week delivery period. Please make sure to use the **order form** that you will find immediately after the chapter on baths on page 582-583, so that we can complete the order for you.

XX = Colour code to be indicated
 For further information on colours, please see the page at the beginning of this section.
 Further information on whirlpool systems please see page 589.

CETUS Duo (Rectangular 1800 x 800) Quarryl®

€ excl. VAT

Included in scope of delivery: Set of bath feet is supplied as standard (self-adhesive), adjustable from 130 à 180 mm.
Not included in scope of delivery: Requires extended waste/overflow combination.
Technical information: Whirlpool systems available on request.



BATH TUBS

h = Installation height (min - max)	
Bath	605 - 655

Article number	Description	Size l x w	Bottom l x w	Depth	Litres incl. 1 pers	Weight (kg)	01, 96	pcs/ pal.
UBQ 180 CEU 2V-XX	Cetus	1800 x 800	1140 x 480	471	170	45,2	1.741,-	8

Accessories for baths:

Article number	Description	Price
U90950461	Matching waste/overflow combination, Chrome	202,-
UCCON0475	Pipe interruptor, incl. connections	254,-
U90600361	Multiplex Trio outlet and overflow fitting with water inlet, Chrome	474,-
U90600461	Multiplex Trio outlet and overflow fitting with water inlet with pipe interruptor, incl. tube interruptor, Chrome	772,-
U90170061	Handgrips, 1 pair = 2 grips, Chrome	248,-
U906100XX	Multifunction cushion, foam, 240 x 150 x 50 mm, available in colours Bali, Peru and Anthracite	99,-

Preassembled bath options in combination with:

For order form, see fold-out page on the right-hand side

	Price
UNITED free-standing	2.365,-
UNITED corner	1.737,-
TouchLight	827,-

XX = Colour code to be indicated
 For further information on colours, please see the page at the beginning of this section.
 Further information on whirlpool systems please see page 589.

CETUS Duo (Oval 1750 x 750) Quarryl®

€ excl. VAT

Included in scope of delivery:

Set of bath feet is supplied as standard (self-adhesive), adjustable from 130 à 180 mm.

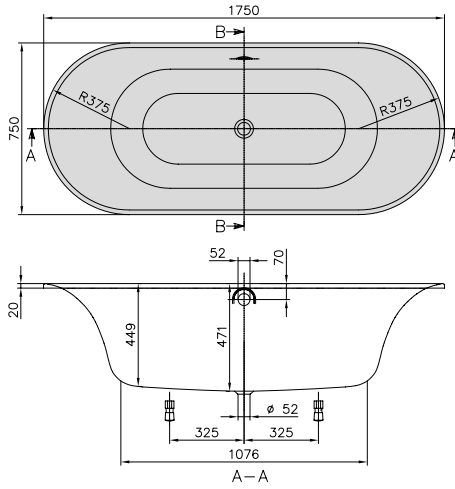
Not included in scope of delivery:

Requires extended waste/overflow combination.

Technical information:

Whirlpool systems available on request.

BATHUBS



Quarryl®

h = Installation height (min - max)	
Bath	605 - 655

Article number	Description	Size l x w	Bottom l x w	Depth	Litres incl. 1 pers	Weight (kg)	01, 96	pcs/pal.
UBQ 175 CEU 7V-XX	Cetus	1750 x 750	1080 x 460	471	140	32,4	1.770,-	8

Accessories for baths:

Article number	Description	Price
U90950461	Matching waste/overflow combination, Chrome	202,-
UCCON0475	Pipe interruptor, incl. connections	254,-
U90600361	Multiplex Trio outlet and overflow fitting with water inlet, Chrome	474,-
U90600461	Multiplex Trio outlet and overflow fitting with water inlet with pipe interrupter, incl. tube interrupter, Chrome	772,-
U906100XX	Multifunction cushion, foam, 240 x 150 x 50 mm, available in colours Bali, Peru and Anthracite	99,-

Preassembled bath options in combination with:

For order form, see fold-out page on the right-hand side

Price	
TouchLight	827,-

XX = Colour code to be indicated

For further information on colours, please see the page at the beginning of this section.

Further information on whirlpool systems please see page 589.

COLLARO BATH

€ excl. VAT

Acrylic baths with colour-coordinated outlet and overflow fittings



- Suitable for bathrooms of all sizes thanks to the varied installation options:
- Built-in baths in 160x75 cm, 170x75 cm, 180x80 cm and 190x90 cm
- Back-to-wall and corner baths in 180x80 cm
- Premium design with the first Villeroy&Boch monolithic baths in acrylic
- Perfect in combination with the Collaro washbasins thanks to the cross-collection design

BATH TUBS

Individual combination possibilities



Push-to-Open valve and integrated overflow supplied as standard in the colour Chrome



Outlet and overflow fittings to match Villeroy & Boch tap fittings are available in Chrome, Black Matt, Gold or Champagne



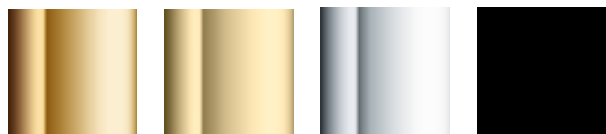
Water inlet, integrated in the overflow as an option

Bath colours



White Alpin 96 Star White RW Stone White

Metal colours



Gold Champagne Chrome Black Matt

Colour on Demand option



Order form p. 582-583

COLLARO BATH (WALL-FACING)

€ excl. VAT

This is how to order the right wall-facing Collaro bath

The article number for the wall-facing Collaro bath consists of the following:

UBA 180 COR 9 __ ZZ V Y XX

Please note that for reasons of space, the hyphen before the colour number "XX" is replaced by a different number "Y". Insert D, E, J or N directly after the "V" for corner and back-to-wall baths.
 Note: Built-in baths can be ordered as usual.

Step 1: Please replace __ in the article number with the relevant built-in variant code:

- CS = Wall-facing bath 180 x 80 cm
- CL = Wall-facing bath, left-hand model 180 x 80 cm
- CR = Wall-facing bath, right-hand model 180 x 80 cm

Step 2: Please replace ZZ in the article number with the colour option:

- BC = With Bicolour option (see order form with Colour on Demand on page 582-583)
- 00 = Without Bicolour option

Step 3: Please replace Y in the article number with the colour option for the outlet and overflow fittings:

- D = Chrome outlet and overflow fittings
- E = Champagne outlet and overflow fittings
- J = Gold outlet and overflow fittings
- N = Black Matt outlet and overflow fittings

Step 4: Please replace XX in the article number with the colour of the bath:

- 01 = White Alpin
- 96 = Star White

Example:

Article number	Description
UBA 180 COR 9CSBCVJ XX	Collaro, wall-facing, Colour on Demand, Gold

COLLARO Duo (Rectangular 1600 x 750) Acrylic

€ excl. VAT

Included in scope of delivery:

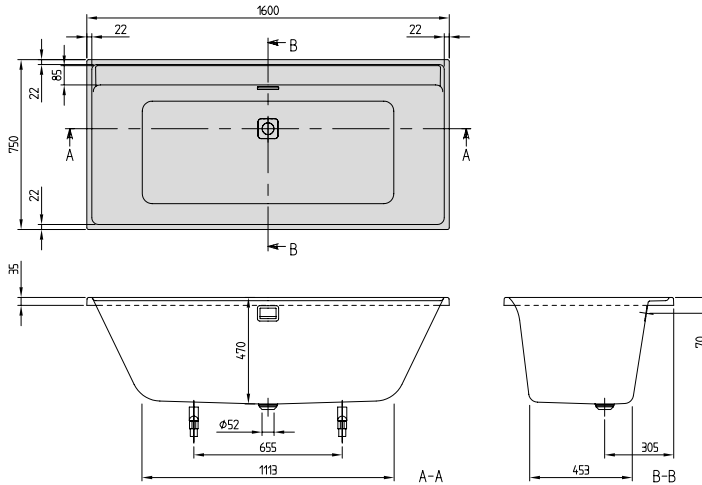
Matching outlet and overflow is supplied as standard.

Not included in scope of delivery:

Set of bath feet is not supplied as standard.

Technical information:

The whirlpool system IP (Special Combipool Invisible) for baths in color RW will be delivered with Stone White colored jets. For all other pools in the color RW, the jets remain in Chrome.



h = Installation height (min - max)	
Bath	580 - 622
Whirlpool system	620 - 650
Profibox 2.0 without system	585
Profibox 2.0 incl. System	625

Article number	Description	Size l x w	Bottom l x w	Depth	Litres incl. 1 pers	Weight (kg)	01, 96	RW	pcs/pal.
UBA 160 COR 2DV-XX	Collaro, built-in version, Chrome	1600 x 750	1113 x 453	470	181	21	1.056,-	1.139,-	10
UBA 160 COR 2EV-XX	Collaro, built-in version, Champagne						1.162,-	1.253,-	10
UBA 160 COR 2JV-XX	Collaro, built-in version, Gold						1.162,-	1.253,-	10
UBA 160 COR 2NV-XX	Collaro, built-in version, Black Matt						1.162,-	1.253,-	10

Accessories for baths:

Article number	Description	Price
U99740000	Bath feet, plastic, for baths with even bottom, adjustable from 130 à 180 mm	88,-
UCCON0475	Pipe interruptor, incl. connections	254,-
UPCON0137	Water inlet, plastic, integrated in the overflow, maximum water flow rate: 20 l/min	313,-
U906100XX	Multifunction cushion, foam, 240 x 150 x 50 mm, available in colours Bali, Peru and Anthracite	99,-

Preassembled bath options in combination with: For order form, see fold-out page on the right-hand side	only bath	Airpools		Hydropools		Combipools		Special Combipools	
		AE	AC	HE	HC	CE	CC	IP	AP
Profibox 2.0 alcove	881,-	○	○	○	○	○	○	○	○
Profibox 2.0 corner	1.057,-	○	○	○	○	○	○	○	○
TouchLight	827,-	○	-	-	-	-	-	-	-
Anti slip (VILBOGRIP)	137,-	○	-	-	-	-	-	-	-

Whirlpools	Article number	Description	Airpools		Hydropools		Combipools		Special Combipools	
			AE	AC	HE	HC	CE	CC	IP	AP
	U__ 160 COR 2A ½ V 01	Price of whirlpool system incl. bath	3.096,-	3.568,-	3.199,-	4.839,-	4.326,-	5.966,-	6.991,-	10.271,-
	U__ 160 COR 2A ½ V 96	Price of whirlpool system incl. bath	3.096,-	3.568,-	3.199,-	4.839,-	4.326,-	5.966,-	6.991,-	10.271,-
	U__ 160 COR 2A ½ V RW	Price of whirlpool system incl. bath	3.179,-	3.651,-	3.282,-	4.922,-	4.409,-	6.049,-	7.074,-	10.354,-
	U__ 160 COR 2B ½ V 01	Price of whirlpool system incl. bath incl. water inlet	3.409,-	3.881,-	3.512,-	5.152,-	4.639,-	6.279,-	7.304,-	10.584,-
	U__ 160 COR 2B ½ V 96	Price of whirlpool system incl. bath incl. water inlet	3.409,-	3.881,-	3.512,-	5.152,-	4.639,-	6.279,-	7.304,-	10.584,-
	U__ 160 COR 2B ½ V RW	Price of whirlpool system incl. bath incl. water inlet	3.492,-	3.964,-	3.595,-	5.235,-	4.722,-	6.362,-	7.387,-	10.667,-

For the following whirlpool systems the technology protrudes:

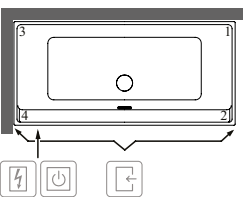
Technical parts 1	Side 2-4	-	-	-	+10	-	+10	+15	35
Technical parts 2	Side 2-4	-	-	-	+10	-	+10	+15	35

Please replace __ in article number with whirlpool code.

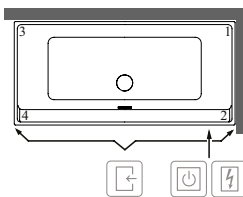
Please replace ½ in article number with desired position of technical equipment (1 = Layout 1, 2 = Layout 2). The back jets are located at the end at which the technical equipment is installed.




For further options use the order form (see right-hand fold-out page)

Technical parts 1



Technical parts 2



-  Accessible via
-  Control box
-  Rim control

This symbol "O" means this option is possible

XX = Colour code to be indicated

For further information on colours, please see the page at the beginning of this section.

Further information on whirlpool systems please see page 589.

COLLARO Duo (Rectangular 1700 x 750) Acrylic

€ excl. VAT

Included in scope of delivery:

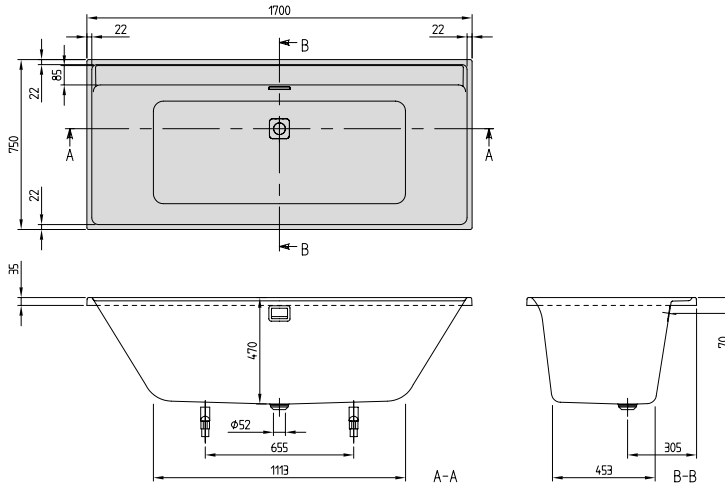
Matching outlet and overflow is supplied as standard.

Not included in scope of delivery:

Set of bath feet is not supplied as standard.

Technical information:

The whirlpool system IP (Special Combipool Invisible) for baths in color RW will be delivered with Stone White colored jets. For all other pools in the color RW, the jets remain in Chrome.



h = Installation height (min - max)	
Bath	580 - 622
Whirlpool system	620 - 650
Profibox 2.0 without system	585
Profibox 2.0 incl. System	625

Article number	Description	Size l x w	Bottom l x w	Depth	Litres incl. 1 pers	Weight (kg)	01, 96	RW	pcs/pal.
UBA 170 COR 2DV-XX	Collaro, built-in version, Chrome	1700 x 750	1114 x 453	470	190	22	1.174,-	1.267,-	10
UBA 170 COR 2EV-XX	Collaro, built-in version, Champagne						1.291,-	1.393,-	10
UBA 170 COR 2JV-XX	Collaro, built-in version, Gold						1.291,-	1.393,-	10
UBA 170 COR 2NV-XX	Collaro, built-in version, Black Matt						1.291,-	1.393,-	10

Accessories for baths:

Article number	Description	Price
U99740000	Bath feet, plastic, for baths with even bottom, adjustable from 130 à 180 mm	88,-
UCCON0475	Pipe interruptor, incl. connections	254,-
UPCON0137	Water inlet, plastic, integrated in the overflow, maximum water flow rate: 20 l/min	313,-
U906100XX	Multifunction cushion, foam, 240 x 150 x 50 mm, available in colours Bali, Peru and Anthracite	99,-

Preassembled bath options in combination with: For order form, see fold-out page on the right-hand side	only bath	Airpools		Hydropools		Combipools		Special Combipools	
		AE	AC	HE	HC	CE	CC	IP	AP
Profibox 2.0 alcove	881,-	○	-	-	-	-	-	-	-
Profibox 2.0 corner	1.057,-	○	-	-	-	-	-	-	-
TouchLight	827,-	○	-	-	-	-	-	-	-
Anti slip (VILBOGRIP)	137,-	○	-	-	-	-	-	-	-

Whirlpools	Article number	Description	Airpools		Hydropools		Combipools		Special Combipools	
			AE	AC	HE	HC	CE	CC	IP	AP
	U__ 170 COR 2A ½ V 01	Price of whirlpool system incl. bath	3.214,-	3.686,-	3.317,-	4.957,-	4.444,-	6.084,-	7.109,-	10.389,-
	U__ 170 COR 2A ½ V 96	Price of whirlpool system incl. bath	3.214,-	3.686,-	3.317,-	4.957,-	4.444,-	6.084,-	7.109,-	10.389,-
	U__ 170 COR 2A ½ V RW	Price of whirlpool system incl. bath	3.307,-	3.779,-	3.410,-	5.050,-	4.537,-	6.177,-	7.202,-	10.482,-
	U__ 170 COR 2B ½ V 01	Price of whirlpool system incl. bath incl. water inlet	3.527,-	3.999,-	3.630,-	5.270,-	4.757,-	6.397,-	7.422,-	10.702,-
	U__ 170 COR 2B ½ V 96	Price of whirlpool system incl. bath incl. water inlet	3.527,-	3.999,-	3.630,-	5.270,-	4.757,-	6.397,-	7.422,-	10.702,-
	U__ 170 COR 2B ½ V RW	Price of whirlpool system incl. bath incl. water inlet	3.620,-	4.092,-	3.723,-	5.363,-	4.850,-	6.490,-	7.515,-	10.795,-

For the following whirlpool systems the technology protrudes:

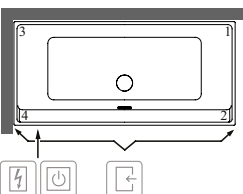
Technical parts 1	Side 2-4	-	-	-	+10	-	+10	+15	+30
Technical parts 2	Side 2-4	-	-	-	+10	-	+10	+15	+30

Please replace __ in article number with whirlpool code.

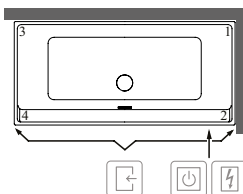
Please replace ½ in article number with desired position of technical equipment (1 = Layout 1, 2 = Layout 2). The back jets are located at the end at which the technical equipment is installed.




For further options use the order form (see right-hand fold-out page)

Technical parts 1



Technical parts 2



-  Accessible via
-  Control box
-  Rim control

This symbol "○" means this option is possible

XX = Colour code to be indicated

For further information on colours, please see the page at the beginning of this section.

Further information on whirlpool systems please see page 589.

COLLARO Duo (Rectangular 1800 x 800) Acrylic

€ excl. VAT

Included in scope of delivery:

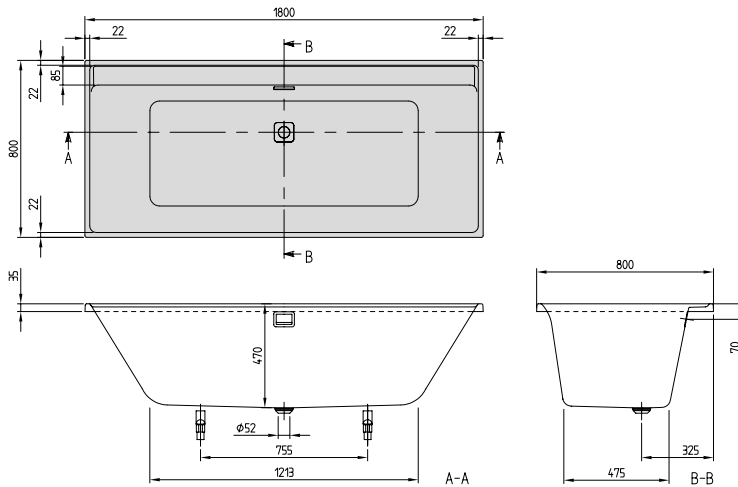
Matching outlet and overflow is supplied as standard.

Not included in scope of delivery:

Set of bath feet is not supplied as standard.

Technical information:

The whirlpool system IP (Special Combipool Invisible) for baths in color RW will be delivered with Stone White colored jets. For all other pools in the color RW, the jets remain in Chrome.



h = Installation height (min - max)	
Bath	580 - 622
Whirlpool system	620 - 650
Profibox 2.0 without system	585
Profibox 2.0 incl. System	625

Article number	Description	Size l x w	Bottom l x w	Depth	Litres incl. 1 pers	Weight (kg)	01, 96	RW	pcs/pal.
UBA 180 COR 2DV-XX	Collaro, built-in version, Chrome	1800 x 800	1213 x 475	470	190	24	1.255,-	1.354,-	10
UBA 180 COR 2EV-XX	Collaro, built-in version, Champagne						1.381,-	1.489,-	10
UBA 180 COR 2JV-XX	Collaro, built-in version, Gold						1.381,-	1.489,-	10
UBA 180 COR 2NV-XX	Collaro, built-in version, Black Matt						1.381,-	1.489,-	10

Accessories for baths:

Article number	Description	Price
U99740000	Bath feet, plastic, for baths with even bottom, adjustable from 130 à 180 mm	88,-
UCCON0475	Pipe interruptor, incl. connections	254,-
UPCON0137	Water inlet, plastic, integrated in the overflow, maximum water flow rate: 20 l/min	313,-
U906100XX	Multifunction cushion, foam, 240 x 150 x 50 mm, available in colours Bali, Peru and Anthracite	99,-

Preassembled bath options in combination with: For order form, see fold-out page on the right-hand side	only bath	Airpools		Hydropools		Combipools		Special Combipools	
		AE	AC	HE	HC	CE	CC	IP	AP
Profibox 2.0 alcove	881,-	○	-	-	-	-	-	-	-
Profibox 2.0 corner	1.057,-	○	-	-	-	-	-	-	-
TouchLight	827,-	○	-	-	-	-	-	-	-
Anti slip (VILBOGRIP)	137,-	○	-	-	-	-	-	-	-

Whirlpools		Airpools		Hydropools		Combipools		Special Combipools	
Article number		AE	AC	HE	HC	CE	CC	IP	AP
U__ 180 COR 2A ½ V 01	Price of whirlpool system incl. bath	3.295,-	3.767,-	3.398,-	5.038,-	4.525,-	6.165,-	7.190,-	10.470,-
U__ 180 COR 2A ½ V 96	Price of whirlpool system incl. bath	3.295,-	3.767,-	3.398,-	5.038,-	4.525,-	6.165,-	7.190,-	10.470,-
U__ 180 COR 2A ½ V RW	Price of whirlpool system incl. bath	3.394,-	3.866,-	3.497,-	5.137,-	4.624,-	6.264,-	7.289,-	10.569,-
U__ 180 COR 2B ½ V 01	Price of whirlpool system incl. bath incl. water inlet	3.608,-	4.080,-	3.711,-	5.351,-	4.838,-	6.478,-	7.503,-	10.783,-
U__ 180 COR 2B ½ V 96	Price of whirlpool system incl. bath incl. water inlet	3.608,-	4.080,-	3.711,-	5.351,-	4.838,-	6.478,-	7.503,-	10.783,-
U__ 180 COR 2B ½ V RW	Price of whirlpool system incl. bath incl. water inlet	3.707,-	4.179,-	3.810,-	5.450,-	4.937,-	6.577,-	7.602,-	10.882,-

For the following whirlpool systems the technology protrudes:

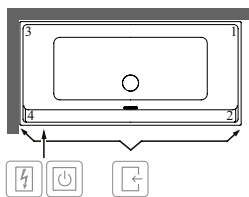
Technical parts 1	Side 2-4	-	-	-	+5	-	+5	+10	+25
Technical parts 2	Side 2-4	-	-	-	+5	-	+5	+10	+25

Please replace __ in article number with whirlpool code.

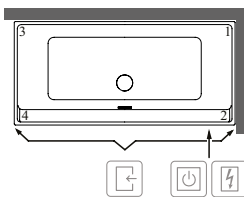
Please replace ½ in article number with desired position of technical equipment (1 = Layout 1, 2 = Layout 2). The back jets are located at the end at which the technical equipment is installed.

For further options use the order form (see right-hand fold-out page)

Technical parts 1



Technical parts 2



-  Accessible via
-  Control box
-  Rim control

This symbol "O" means this option is possible

XX = Colour code to be indicated

For further information on colours, please see the page at the beginning of this section.

Further information on whirlpool systems please see page 589.

COLLARO Duo (Rectangular 1900 x 900) Acrylic

€ excl. VAT

Included in scope of delivery:

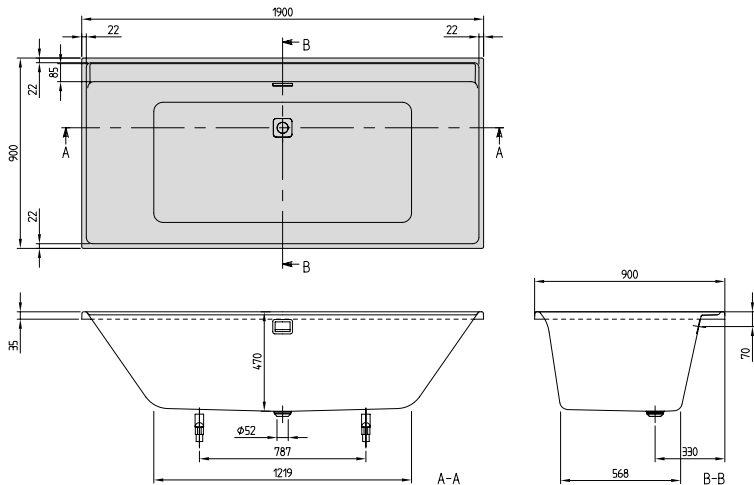
Matching outlet and overflow is supplied as standard.

Not included in scope of delivery:

Set of bath feet is not supplied as standard.

Technical information:

The whirlpool system IP (Special Combipool Invisible) for baths in color RW will be delivered with Stone White colored jets. For all other pools in the color RW, the jets remain in Chrome.



h = Installation height (min - max)	
Bath	580 - 622
Whirlpool system	620 - 650
Profibox 2.0 without system	585
Profibox 2.0 incl. System	625

Article number	Description	Size l x w	Bottom l x w	Depth	Litres incl. 1 pers	Weight (kg)	01, 96	RW	pcs/pal.
UBA 199 COR 2DV-XX	Collaro, built-in version, Chrome	1900 x 900	1219 x 568	470	287	26	1.342,-	1.448,-	10
UBA 199 COR 2EV-XX	Collaro, built-in version, Champagne						1.476,-	1.593,-	10
UBA 199 COR 2JV-XX	Collaro, built-in version, Gold						1.476,-	1.593,-	10
UBA 199 COR 2NV-XX	Collaro, built-in version, Black Matt						1.476,-	1.593,-	10

Accessories for baths:

Article number	Description	Price
U99740000	Bath feet, plastic, for baths with even bottom, adjustable from 130 à 180 mm	88,-
UCCON0475	Pipe interruptor, incl. connections	254,-
UPCON0137	Water inlet, plastic, integrated in the overflow, maximum water flow rate: 20 l/min	313,-
U906100XX	Multifunction cushion, foam, 240 x 150 x 50 mm, available in colours Bali, Peru and Anthracite	99,-

Preassembled bath options in combination with:

For order form, see fold-out page on the right-hand side	only bath	Airpools		Hydropools		Combipools		Special Combipools	
		AE	AC	HE	HC	CE	CC	IP	AP
Profibox 2.0 alcove	881,-	○	-	-	-	-	-	-	-
Profibox 2.0 corner	1.057,-	○	-	-	-	-	-	-	-
TouchLight	827,-	○	-	-	-	-	-	-	-
Anti slip (VILBOGRIP)	137,-	○	-	-	-	-	-	-	-

Whirlpools

Article number	Description	Airpools		Hydropools		Combipools		Special Combipools	
		AE	AC	HE	HC	CE	CC	IP	AP
U__ 199 COR 2A ½ V 01	Price of whirlpool system incl. bath	3.382,-	3.854,-	3.485,-	5.125,-	4.612,-	6.252,-	7.277,-	10.557,-
U__ 199 COR 2A ½ V 96	Price of whirlpool system incl. bath	3.382,-	3.854,-	3.485,-	5.125,-	4.612,-	6.252,-	7.277,-	10.557,-
U__ 199 COR 2A ½ V RW	Price of whirlpool system incl. bath	3.488,-	3.960,-	3.591,-	5.231,-	4.718,-	6.358,-	7.383,-	10.663,-
U__ 199 COR 2B ½ V 01	Price of whirlpool system incl. bath incl. water inlet	3.695,-	4.167,-	3.798,-	5.438,-	4.925,-	6.565,-	7.590,-	10.870,-
U__ 199 COR 2B ½ V 96	Price of whirlpool system incl. bath incl. water inlet	3.695,-	4.167,-	3.798,-	5.438,-	4.925,-	6.565,-	7.590,-	10.870,-
U__ 199 COR 2B ½ V RW	Price of whirlpool system incl. bath incl. water inlet	3.801,-	4.273,-	3.904,-	5.544,-	5.031,-	6.671,-	7.696,-	10.976,-

For the following whirlpool systems the technology protrudes:

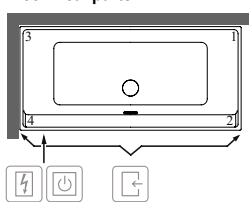
Technical parts 1	Side 2-4	-	-	-	+5	-	+5	+10	+30
Technical parts 2	Side 2-4	-	-	-	+5	-	+5	+10	+30

Please replace __ in article number with whirlpool code.

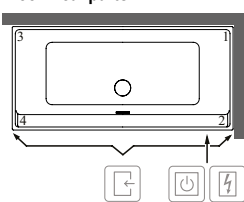
Please replace ½ in article number with desired position of technical equipment (1 = Layout 1, 2 = Layout 2). The back jets are located at the end at which the technical equipment is installed.

For further options use the order form (see right-hand fold-out page)

Technical parts 1



Technical parts 2



- Accessible via
- Control box
- Rim control

This symbol "○" means this option is possible

XX = Colour code to be indicated

For further information on colours, please see the page at the beginning of this section.

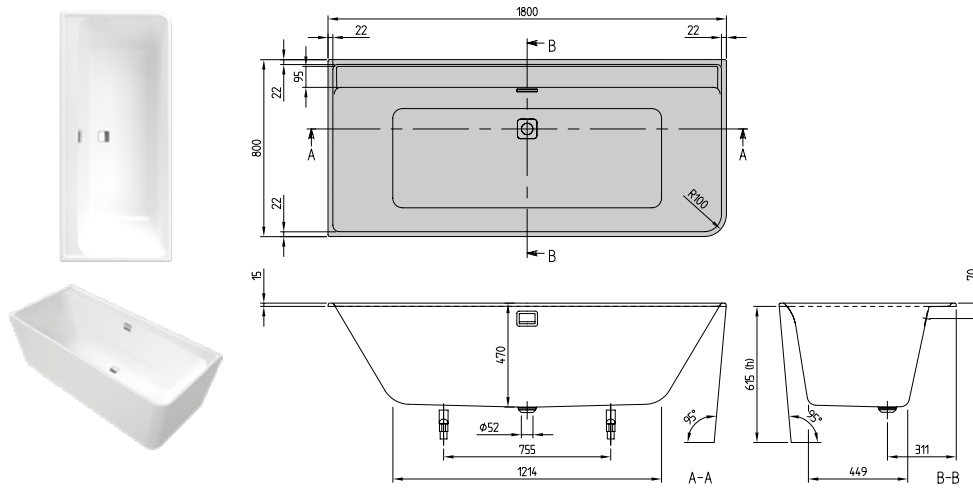
Further information on whirlpool systems please see page 589.

COLLARO Duo (Back-to-wall bath, left-hand model 1800 x 800) Acrylic

€ excl. VAT

Included in scope of delivery: Matching outlet and overflow plus an installation set are supplied as standard.
Set of bath feet is supplied as standard (self-adhesive).

Technical information: Panel in the same colour as the bath
Whirlpool systems available on request.



h = Installation height (min - max)	
Bath	615
Bath with panel	615

Article number	Description	Size l x w	Bottom l x w	Depth	Litres incl. 1 pers	Weight (kg)	01, 96	pcs/pal.
UBA 180 COR 9CL00VD XX	Collaro, wall-facing, corner version left, Chrome	1800 x 800	1214 x 449	470	218	43	2.400,-	1
UBA 180 COR 9CL00VE XX	Collaro, wall-facing, corner version left, Champagne						2.640,-	1
UBA 180 COR 9CL00VJ XX	Collaro, wall-facing, corner version left, Gold						2.640,-	1
UBA 180 COR 9CL00VN XX	Collaro, wall-facing, corner version left, Black Matt						2.640,-	1

Accessories for baths:

Article number	Description	Price
UCCON0475	Pipe interruptor, incl. connections	254,-
UPCON0137	Water inlet, plastic, integrated in the overflow, maximum water flow rate: 20 l/min	313,-
U906100XX	Multifunction cushion, foam, 240 x 150 x 50 mm, available in colours Bali, Peru and Anthracite	99,-

Preassembled bath options in combination with:

For order form, see fold-out page on the right-hand side

Anti slip (VILBOGRIP)	Price
	137,-

XX = Colour code to be indicated
For further information on colours, please see the page at the beginning of this section.
Further information on whirlpool systems please see page 589.

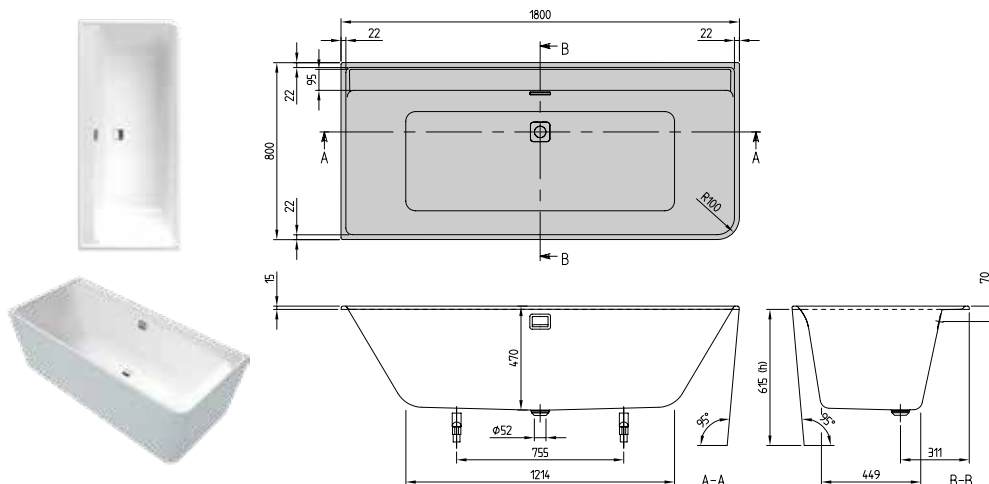
BATH TUBS

COLLARO Duo (Back-to-wall bath, left-hand model 1800 x 800) Acrylic, Colour on Demand

€ excl. VAT

Included in scope of delivery: Matching outlet and overflow plus an installation set are supplied as standard.
Set of bath feet is supplied as standard (self-adhesive).

Technical information: Whirlpool systems available on request.



h = Installation height (min - max)	
Bath	615
Bath with panel	615

Article number	Description	Size l x w	Bottom l x w	Depth	Litres incl. 1 pers	Weight (kg)	01, 96	pcs/ pal.
UBA 180 COR 9CLBCVD XX	Collaro, wall-facing, corner version left, Colour on Demand, Chrome	1800 x 800	1214 x 449	470	218	43	3.030,-	1
UBA 180 COR 9CLBCVE XX	Collaro, wall-facing, corner version left, Colour on Demand, Champagne						3.270,-	1
UBA 180 COR 9CLBCVJ XX	Collaro, wall-facing, corner version left, Colour on Demand, Gold						3.270,-	1
UBA 180 COR 9CLBCVN XX	Collaro, wall-facing, corner version left, Colour on Demand, Black Matt						3.270,-	1

Accessories for baths:

Article number	Description	Price
UCCON0475	Pipe interruptor, incl. connections	254,-
UPCON0137	Water inlet, plastic, integrated in the overflow, maximum water flow rate: 20 l/min	313,-
U906100XX	Multifunction cushion, foam, 240 x 150 x 50 mm, available in colours Ball, Peru and Anthracite	99,-

Preassembled bath options in combination with:

For order form, see fold-out page on the right-hand side

Anti slip (VILBOGRIP)	Price
	137,-

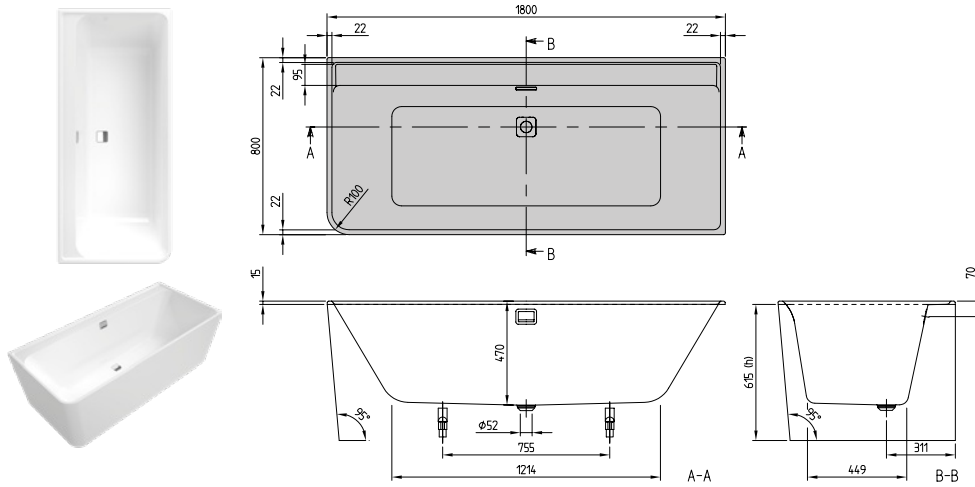
Made-to-order production - Colour on Demand: 3 week delivery period. Please make sure to use the **order form** that you will find immediately after the chapter on baths on page 582-583, so that we can complete the order for you.

XX = Colour code to be indicated
For further information on colours, please see the page at the beginning of this section.
Further information on whirlpool systems please see page 589.

COLLARO Duo (Back-to-wall bath, right-hand model 1800 x 800) Acrylic

€ excl. VAT

Included in scope of delivery: Matching outlet and overflow plus an installation set are supplied as standard.
Set of bath feet is supplied as standard (self-adhesive).
Technical information: Panel in the same colour as the bath
Whirlpool systems available on request.



h = Installation height (min - max)	
Bath	615
Bath with panel	615

Article number	Description	Size l x w	Bottom l x w	Depth	Litres incl. 1 pers	Weight (kg)	01, 96	pcs/pal.
UBA 180 COR 9CR00VD XX	Collaro, wall-facing, corner version right, Chrome	1800 x 800	1214 x 449	470	218	43	2.400,-	1
UBA 180 COR 9CR00VE XX	Collaro, wall-facing, corner version right, Champagne						2.640,-	1
UBA 180 COR 9CR00VJ XX	Collaro, wall-facing, corner version right, Gold						2.640,-	1
UBA 180 COR 9CR00VN XX	Collaro, wall-facing, corner version right, Black Matt						2.640,-	1

Accessories for baths:

Article number	Description	Price
UCCON0475	Pipe interruptor, incl. connections	254,-
UPCON0137	Water inlet, plastic, integrated in the overflow, maximum water flow rate: 20 l/min	313,-
U906100XX	Multifunction cushion, foam, 240 x 150 x 50 mm, available in colours Bali, Peru and Anthracite	99,-

Preassembled bath options in combination with:

For order form, see fold-out page on the right-hand side	Price
Anti slip (VILBOGRIP)	137,-

XX = Colour code to be indicated
For further information on colours, please see the page at the beginning of this section.
Further information on whirlpool systems please see page 589.

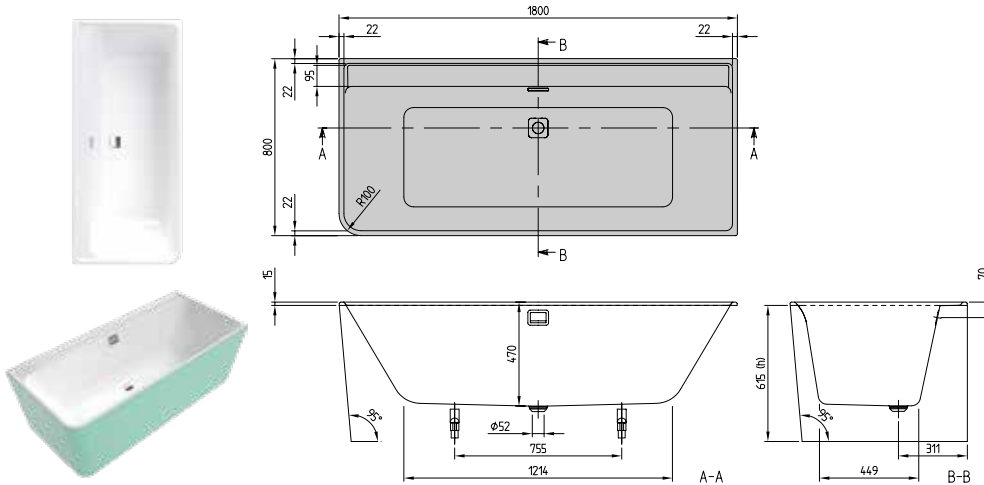
BATH TUBS

COLLARO Duo (Back-to-wall bath, right-hand model 1800 x 800) Acrylic, Colour on Demand

€ excl. VAT

Included in scope of delivery: Matching outlet and overflow plus an installation set are supplied as standard.
Set of bath feet is supplied as standard (self-adhesive).

Technical information: Whirlpool systems available on request.



h = Installation height (min - max)	
Bath	615
Bath with panel	615

Article number	Description	Size l x w	Bottom l x w	Depth	Litres incl. 1 pers	Weight (kg)	01, 96	pcs/ pal.
UBA 180 COR 9CRBCVD XX	Collaro, wall-facing, corner version right, Colour on Demand, Chrome	1800 x 800	1214 x 449	470	218	43	3.030,-	1
UBA 180 COR 9CRBCVE XX	Collaro, wall-facing, corner version right, Colour on Demand, Champagne						3.270,-	1
UBA 180 COR 9CRBCVJ XX	Collaro, wall-facing, corner version right, Colour on Demand, Gold						3.270,-	1
UBA 180 COR 9CRBCVN XX	Collaro, wall-facing, corner version right, Colour on Demand, Black Matt						3.270,-	1

Accessories for baths:

Article number	Description	Price
UCCON0475	Pipe interruptor, incl. connections	254,-
UPCON0137	Water inlet, plastic, integrated in the overflow, maximum water flow rate: 20 l/min	313,-
U906100XX	Multifunction cushion, foam, 240 x 150 x 50 mm, available in colours Ball, Peru and Anthracite	99,-

Preassembled bath options in combination with:

For order form, see fold-out page on the right-hand side

Anti slip (VILBOGRIP)	Price
	137,-

Made-to-order production - Colour on Demand: 3 week delivery period. Please make sure to use the **order form** that you will find immediately after the chapter on baths on page 582-583, so that we can complete the order for you.

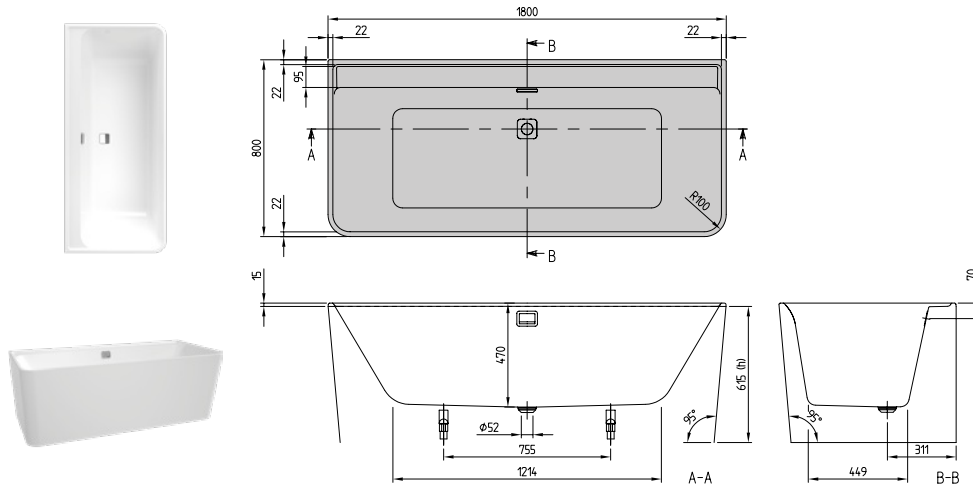
XX = Colour code to be indicated
For further information on colours, please see the page at the beginning of this section.
Further information on whirlpool systems please see page 589.

COLLARO Duo (Back-to-wall bath 1800 x 800) Acrylic

€ excl. VAT

Included in scope of delivery: Matching outlet and overflow plus an installation set are supplied as standard.
Set of bath feet is supplied as standard (self-adhesive).

Technical information: Whirlpool systems available on request.
Panel in the same colour as the bath



h = Installation height (min - max)	
Bath	615
Bath with panel	615

Article number	Description	Size l x w	Bottom l x w	Depth	Litres incl. 1 pers	Weight (kg)	01, 96	pcs/pal.
UBA 180 COR 9CS00VD XX	Collaro, wall-facing, seamless, Chrome	1800 x 800	1214 x 449	470	218	43	2.700,-	1
UBA 180 COR 9CS00VE XX	Collaro, wall-facing, seamless, Champagne						2.970,-	1
UBA 180 COR 9CS00VJ XX	Collaro, wall-facing, seamless, Gold						2.970,-	1
UBA 180 COR 9CS00VN XX	Collaro, wall-facing, seamless, Black Matt						2.970,-	1

Accessories for baths:

Article number	Description	Price
UCCON0475	Pipe interruptor, incl. connections	254,-
UPCON0137	Water inlet, plastic, integrated in the overflow, maximum water flow rate: 20 l/min	313,-
U906100XX	Multifunction cushion, foam, 240 x 150 x 50 mm, available in colours Bali, Peru and Anthracite	99,-

Preassembled bath options in combination with:

For order form, see fold-out page on the right-hand side

Anti slip (VILBOGRIP)	Price
	137,-

XX = Colour code to be indicated
For further information on colours, please see the page at the beginning of this section.
Further information on whirlpool systems please see page 589.

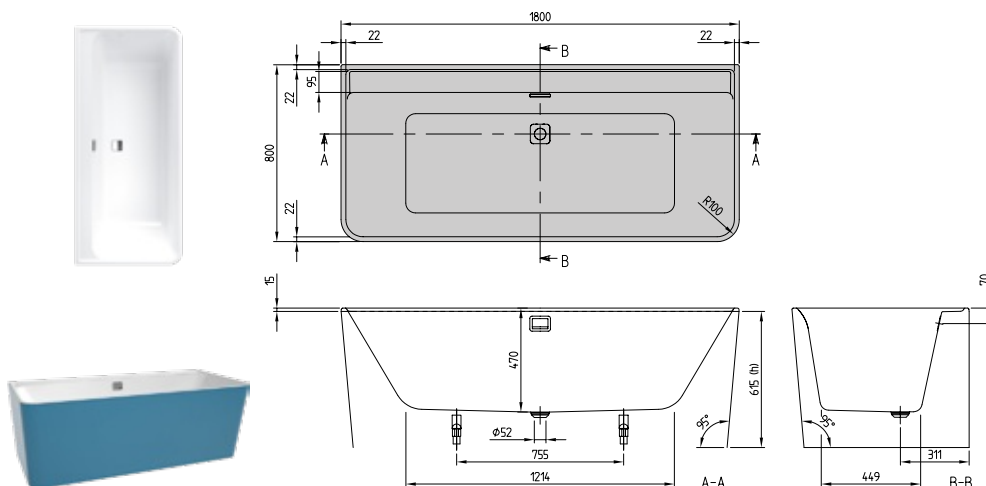
BATH TUBS

COLLARO Duo (Back-to-wall bath 1800 x 800) Acrylic, Colour on Demand

€ excl. VAT

Included in scope of delivery: Matching outlet and overflow plus an installation set are supplied as standard.
Set of bath feet is supplied as standard (self-adhesive).

Technical information: Whirlpool systems available on request.



h = Installation height (min - max)	
Bath	615
Bath with panel	615

Article number	Description	Size l x w	Bottom l x w	Depth	Litres incl. 1 pers	Weight (kg)	01, 96	pcs/ pal.
UBA 180 COR 9CSBCVD XX	Collaro, wall-facing, Colour on Demand, seamless, Chrome	1800 x 800	1214 x 449	470	218	43	3.330,-	1
UBA 180 COR 9CSBCVE XX	Collaro, wall-facing, Colour on Demand, seamless, Champagne						3.600,-	1
UBA 180 COR 9CSBCVJ XX	Collaro, wall-facing, Colour on Demand, seamless, Gold						3.600,-	1
UBA 180 COR 9CSBCVN XX	Collaro, wall-facing, Colour on Demand, seamless, Black Matt						3.600,-	1

Accessories for baths:

Article number	Description	Price
UCCON0475	Pipe interruptor, incl. connections	254,-
UPCON0137	Water inlet, plastic, integrated in the overflow, maximum water flow rate: 20 l/min	313,-
U906100XX	Multifunction cushion, foam, 240 x 150 x 50 mm, available in colours Ball, Peru and Anthracite	99,-

Preassembled bath options in combination with:

For order form, see fold-out page on the right-hand side

Anti slip (VILBOGRIP)	Price
	137,-

Made-to-order production - Colour on Demand: 3 week delivery period. Please make sure to use the **order form** that you will find immediately after the chapter on baths on page 582-583, so that we can complete the order for you.

XX = Colour code to be indicated
For further information on colours, please see the page at the beginning of this section.
Further information on whirlpool systems please see page 589.

FINION BATH



€ excl. VAT

Free-standing Quaryl® bath with optional design ring and Emotion feature (LED lighting)



- Dimensions: 170 x 70 cm
- A compact bath that is uniquely spacious (comparable with a conventional bath measuring 180 x 80 cm)
- Also ideal for smaller bathrooms
- Delicate design thanks to innovative monolith technology
- Extremely thin and precise edges with a thickness of just 15 mm
- Colour on Demand option

BATH TUBS

Individual combination possibilities



Push-to-Open valve and flush-fit, integrated overflow (included as standard in the scope of delivery in the selected colour Chrome, Gold or Champagne)



Flush-fit, integrated water inlet in the colour of the Push-to-Open valve and overflow optionally available (Position opposite overflow)



Optional **design ring** & optional **Emotion feature** (LED lighting) are already preassembled – both are also available separately

Metal colours



Gold



Champagne



Chrome

Colour on Demand option



Order form p. 582-583

FINION BATH



€ excl. VAT

Details about LED lighting

Lighting	LED / 12 Volt, max. 30 W, IPX5
Energy efficiency class	A - A++
Light colour in Kelvin	2700 K (warm white) to 6500 K (cold white)
Power supply unit	230 volt, 50 Hz, 30 W, IPX5, protection rating II

This is how to order a Finion bath

The article number for a Finion bath consists of the following:

UBQ 177 FIN 7 __ ZZ V Y XX

Please note that for reasons of space, the hyphen before the colour number "XX" is replaced by a different number "Y". Depending on the option, this means that the "V" is followed directly by 101, 201, 301 or 401 / 196, 296, 396 or 496.

Step 1: Please replace __ in the article number with the colour of the Push-to-Open valve, the overflow and (if desired) the factory-fitted water inlet:

- A1 = Push-to-Open valve and overflow in Chrome
- A2 = Push-to-Open valve and overflow in Champagne
- A3 = Push-to-Open valve and overflow in Gold
- N1 = Push-to-Open valve, overflow and factory-fitted water inlet in Chrome
- N2 = Push-to-Open valve, overflow and factory-fitted water inlet in Champagne
- N3 = Push-to-Open valve, overflow and factory-fitted water inlet in Gold

Step 2: Please replace ZZ in the article number with the colour option:

- BC = With Bicolour option (see order form with Colour on Demand on page 582-583)
- 00 = Without Bicolour option

Step 3: Please replace Y in the article number with the option for design ring* and Emotion feature:**

- 1 = With design ring, with Emotion feature
- 2 = With design ring, without Emotion feature
- 3 = Without Design ring, with Emotion feature
- 4 = Without design ring, without Emotion feature

* The design ring is always supplied in the same colour as the Push-to-Open valve and the overflow

** An additional remote control (article number G9990200 – not included in scope of delivery) is required to operate the bath's Emotion feature. The remote control can be used for the bath lighting and furniture lighting. Please note: Be careful not to order this twice!

Step 4: Please replace XX in the article number with the colour of the inside of the bath:

- 01 = White Alpine
- 96 = Star White
- RW = Stone White

Example:

Article number	Description
UBQ 177 FIN 7A1BCV1 XX	Finion, free-standing, seamless, Colour on Demand (Quaryl®), including factory-fitted push-to-open valve and overflow, Design ring and Emotion feature, chrome

FINION Duo (Free-standing 1700 x 700) Quarry[®], Furnishings Chrome

€ excl. VAT

Included in scope of delivery:

The push-to-Open valve and overflow are supplied as standard (pre-mounted).

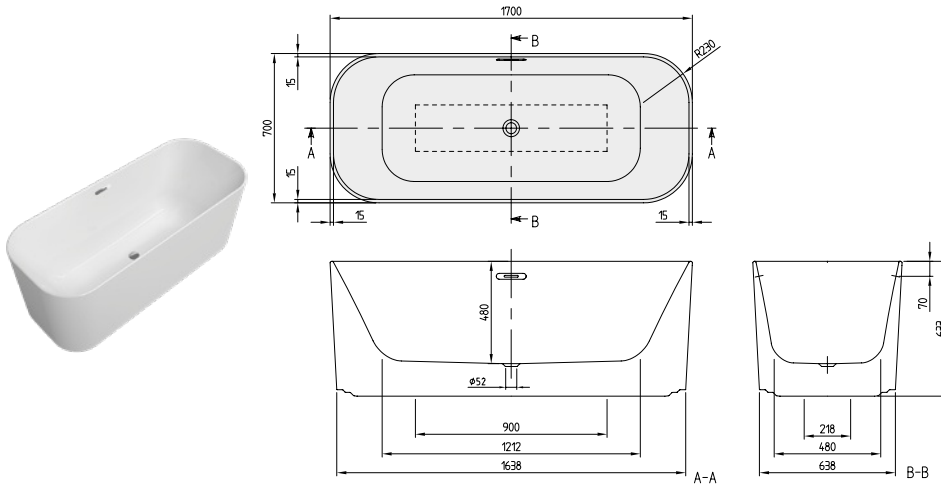
Not included in scope of delivery:

Remote control for the Emotion feature

Technical information:

Furnishings in Chrome. The remote control can be used for the bath lighting, furniture lighting and mirror lighting. **Please note: Be careful not to order this twice!**

Additional technical drawings with LED lighting and design ring are available at any time from our professional portal at pro.villeroy-boch.com. The delivery time for baths in the colour RW is 4 weeks (made-to-order products)



Quarry[®]

BATH TUBS

h = Installation height (min - max)	
Bath	633 - 633

Article number	Description	Size l x w	Bottom l x w	Depth	Litres incl. 1 pers	Weight (kg)	01, 96	RW	pcs/pal.
UBQ 177 FIN 7A100V4 XX	Finion, free-standing, seamless, incl. factory-fitted Push-to-Open valve and overflow, Chrome	1700 x 700	1212 x 480	480	221	105	5.164,-	5.561,-	1
UBQ 177 FIN 7N100V4 XX	Finion, free-standing, seamless, incl. factory-fitted Push-to-Open valve, overflow and water inlet, Chrome						5.466,-	5.863,-	1
UBQ 177 FIN 7A100V2 XX	Finion, free-standing, seamless, incl. factory-fitted Push-to-Open valve and overflow, design ring, Chrome					105,5	5.420,-	5.817,-	1
UBQ 177 FIN 7N100V2 XX	Finion, free-standing, seamless, incl. factory-fitted Push-to-Open valve, overflow and water inlet, design ring, Chrome						5.721,-	6.118,-	1
UBQ 177 FIN 7A100V3 XX	Finion, free-standing, seamless, incl. factory-fitted Push-to-Open valve and overflow, Emotion feature, Chrome					106,5	5.917,-	6.314,-	1
UBQ 177 FIN 7N100V3 XX	Finion, free-standing, seamless, incl. factory-fitted Push-to-Open valve, overflow and water inlet, Emotion feature, Chrome						6.218,-	6.615,-	1
UBQ 177 FIN 7A100V1 XX	Finion, free-standing, seamless, incl. factory-fitted Push-to-Open valve and overflow, design ring and Emotion feature, Chrome					107	6.173,-	6.570,-	1
UBQ 177 FIN 7N100V1 XX	Finion, free-standing, seamless, incl. factory-fitted Push-to-Open valve, overflow and water inlet, design ring and Emotion feature, Chrome						6.473,-	6.870,-	1

Accessories for baths:

Article number	Description	Price
UCCON0475	Pipe interruptor, incl. connections	254,-
G999 02 00	Remote control, including mount	41,-

XX = Colour code to be indicated
 For further information on colours, please see the page at the beginning of this section.
 Further information on whirlpool systems please see page 589.

FINION Duo (Free-standing 1700 x 700) Quarryl®, Furnishings Champagne

€ excl. VAT

Included in scope of delivery:

The push-to-Open valve and overflow are supplied as standard (pre-mounted).

Not included in scope of delivery:

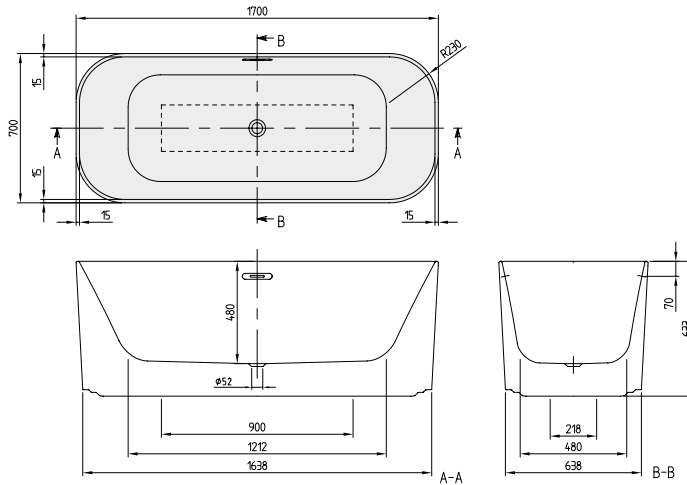
Remote control for the Emotion feature

Technical information:

Furnishings in Champagne. The remote control can be used for the bath lighting, furniture lighting and mirror lighting. **Please note: Be careful not to order this twice!**

Additional technical drawings with LED lighting and design ring are available at any time from our professional portal at pro.villeroy-boch.com. The delivery time for baths in the colour RW is 4 weeks (made-to-order products)

BATHUBS



Quarryl®

h = Installation height (min - max)	
Bath	633 - 633

Article number	Description	Size l x w	Bottom l x w	Depth	Litres incl. 1 pers	Weight (kg)	01, 96	RW	pcs/pal.
UBQ 177 FIN 7A200V4 XX	Finion, free-standing, seamless, incl. factory-fitted Push-to-Open valve and overflow, Champagne	1700 x 700	1212 x 480	480	221	105	5.680,-	6.077,-	1
UBQ 177 FIN 7N200V4 XX	Finion, free-standing, seamless, incl. factory-fitted Push-to-Open valve, overflow and water inlet, Champagne						5.981,-	6.378,-	1
UBQ 177 FIN 7A200V2 XX	Finion, free-standing, seamless, incl. factory-fitted Push-to-Open valve and overflow, design ring, Champagne					105,5	5.962,-	6.359,-	1
UBQ 177 FIN 7N200V2 XX	Finion, free-standing, seamless, incl. factory-fitted Push-to-Open valve, overflow and water inlet, design ring, Champagne						6.263,-	6.660,-	1
UBQ 177 FIN 7A200V3 XX	Finion, free-standing, seamless, incl. factory-fitted Push-to-Open valve and overflow, Emotion feature, Champagne					106,5	6.433,-	6.830,-	1
UBQ 177 FIN 7N200V3 XX	Finion, free-standing, seamless, incl. factory-fitted Push-to-Open valve, overflow and water inlet, Emotion feature, Champagne						6.734,-	7.131,-	1
UBQ 177 FIN 7A200V1 XX	Finion, free-standing, seamless, incl. factory-fitted Push-to-Open valve and overflow, design ring and Emotion feature, Champagne					107	6.714,-	7.111,-	1
UBQ 177 FIN 7N200V1 XX	Finion, free-standing, seamless, incl. factory-fitted Push-to-Open valve, overflow and water inlet, design ring and Emotion feature, Champagne						7.016,-	7.413,-	1

Accessories for baths:

Article number	Description	Price
UCCON0475	Pipe interruptor, incl. connections	254,-
G999 02 00	Remote control, including mount	41,-

XX = Colour code to be indicated
 For further information on colours, please see the page at the beginning of this section.
 Further information on whirlpool systems please see page 589.

FINION Duo (Free-standing 1700 x 700) Quarry[®], Furnishings Gold

€ excl. VAT

Included in scope of delivery:

The push-to-Open valve and overflow are supplied as standard (pre-mounted).

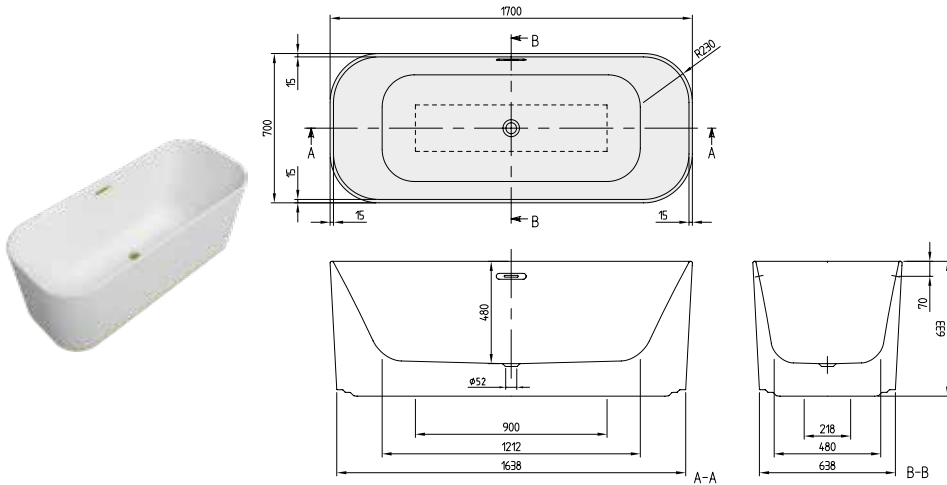
Not included in scope of delivery:

Remote control for the Emotion feature

Technical information:

Furnishings in Gold. The remote control can be used for the bath lighting, furniture lighting and mirror lighting. **Please note: Be careful not to order this twice!**

Additional technical drawings with LED lighting and design ring are available at any time from our professional portal at pro.villeroy-boch.com. The delivery time for baths in the colour RW is 4 weeks (made-to-order products)



Quarry[®]

BATH TUBS

h = Installation height (min - max)	
Bath	633 - 633

Article number	Description	Size l x w	Bottom l x w	Depth	Litres incl. 1 pers	Weight (kg)	01, 96	RW	pcs/pal.
UBQ 177 FIN 7A300V4 XX	Finion, free-standing, seamless, incl. factory-fitted Push-to-Open valve and overflow, Gold	1700 x 700	1212 x 480	480	221	105	5.680,-	6.077,-	1
UBQ 177 FIN 7N300V4 XX	Finion, free-standing, seamless, incl. factory-fitted Push-to-Open valve, overflow and water inlet, Gold						5.981,-	6.378,-	1
UBQ 177 FIN 7A300V2 XX	Finion, free-standing, seamless, incl. factory-fitted Push-to-Open valve and overflow, design ring, Gold					105,5	5.962,-	6.359,-	1
UBQ 177 FIN 7N300V2 XX	Finion, free-standing, seamless, incl. factory-fitted Push-to-Open valve, overflow and water inlet, design ring, Gold						6.263,-	6.660,-	1
UBQ 177 FIN 7A300V3 XX	Finion, free-standing, seamless, incl. factory-fitted Push-to-Open valve and overflow, Emotion feature, Gold					106,5	6.433,-	6.830,-	1
UBQ 177 FIN 7N300V3 XX	Finion, free-standing, seamless, incl. factory-fitted Push-to-Open valve, overflow and water inlet, Emotion feature, Gold						6.734,-	7.131,-	1
UBQ 177 FIN 7A300V1 XX	Finion, free-standing, seamless, incl. factory-fitted Push-to-Open valve and overflow, design ring and Emotion feature, Gold					107	6.714,-	7.111,-	1
UBQ 177 FIN 7N300V1 XX	Finion, free-standing, seamless, incl. factory-fitted Push-to-Open valve, overflow and water inlet, design ring and Emotion feature, Gold						7.016,-	7.413,-	1

Accessories for baths:

Article number	Description	Price
UCCON0475	Pipe interruptor, incl. connections	254,-
G999 02 00	Remote control, including mount	41,-

XX = Colour code to be indicated
 For further information on colours, please see the page at the beginning of this section.
 Further information on whirlpool systems please see page 589.

FINION Duo (Free-standing 1700 x 700) Quarry[®], Furnishings Chrome, Colour on Demand

€ excl. VAT

Included in scope of delivery:

The push-to-Open valve and overflow are supplied as standard (pre-mounted).

Not included in scope of delivery:

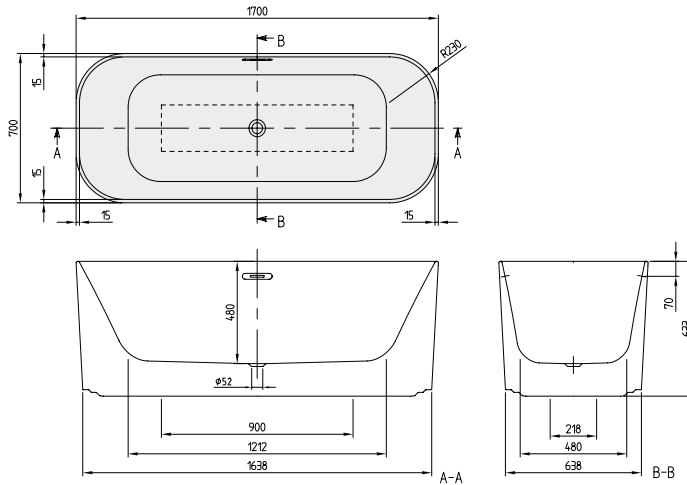
Remote control for the Emotion feature

Technical information:

Furnishings in Chrome. The remote control can be used for the bath lighting, furniture lighting and mirror lighting. **Please note: Be careful not to order this twice!**

Additional technical drawings with LED lighting and design ring are available at any time from our professional portal at pro.villeroy-boch.com. The delivery time for baths in the colour RW is 4 weeks (made-to-order products)

BATHUBS



Quaryl[®]

h = Installation height (min - max)	
Bath	633 - 633

Article number	Description	Size l x w	Bottom l x w	Depth	Litres incl. 1 pers	Weight (kg)	01, 96	RW	pcs/pal.
UBQ 177 FIN 7A1BCV4 XX	Finion, free-standing, seamless, Colour on Demand (Quaryl [®]), incl. factory-fitted Push-to-Open valve and overflow, Chrome	1700 x 700	1212 x 480	480	221	105	5.809,-	6.206,-	1
UBQ 177 FIN 7N1BCV4 XX	Finion, free-standing, seamless, Colour on Demand (Quaryl [®]), incl. factory-fitted Push-to-Open valve, overflow and water inlet, Chrome						6.111,-	6.508,-	1
UBQ 177 FIN 7A1BCV2 XX	Finion, free-standing, seamless, Colour on Demand (Quaryl [®]), incl. factory-fitted Push-to-Open valve and overflow, design ring, Chrome					105,5	6.065,-	6.462,-	1
UBQ 177 FIN 7N1BCV2 XX	Finion, free-standing, seamless, Colour on Demand (Quaryl [®]), incl. factory-fitted Push-to-Open valve, overflow and water inlet, design ring, Chrome						6.367,-	6.763,-	1
UBQ 177 FIN 7A1BCV3 XX	Finion, free-standing, seamless, Colour on Demand (Quaryl [®]), incl. factory-fitted Push-to-Open valve and overflow, Emotion feature, Chrome					106,5	6.562,-	6.959,-	1
UBQ 177 FIN 7N1BCV3 XX	Finion, free-standing, seamless, Colour on Demand (Quaryl [®]), incl. factory-fitted Push-to-Open valve, overflow and water inlet, Emotion feature, Chrome						6.863,-	7.260,-	1
UBQ 177 FIN 7A1BCV1 XX	Finion, free-standing, seamless, Colour on Demand (Quaryl [®]), incl. factory-fitted Push-to-Open valve and overflow, design ring and Emotion feature, Chrome					107	6.818,-	7.215,-	1
UBQ 177 FIN 7N1BCV1 XX	Finion, free-standing, seamless, Colour on Demand (Quaryl [®]), incl. factory-fitted Push-to-Open valve, overflow and water inlet, design ring and Emotion feature, Chrome						7.119,-	7.515,-	1

Accessories for baths:

Article number	Description	Price
UCCON0475	Pipe interruptor, incl. connections	254,-
G999 02 00	Remote control, including mount	41,-

Made-to-order production - Colour on Demand: 3 week delivery period. Please make sure to use the **order form** that you will find immediately after the chapter on baths on page 582-583, so that we can complete the order for you.

XX = Colour code to be indicated
 For further information on colours, please see the page at the beginning of this section.
 Further information on whirlpool systems please see page 589.

FINION Duo (Free-standing 1700 x 700) Quarry[®], Furnishings Champagne, Colour on Demand

€ excl. VAT

Included in scope of delivery:

The push-to-Open valve and overflow are supplied as standard (pre-mounted).

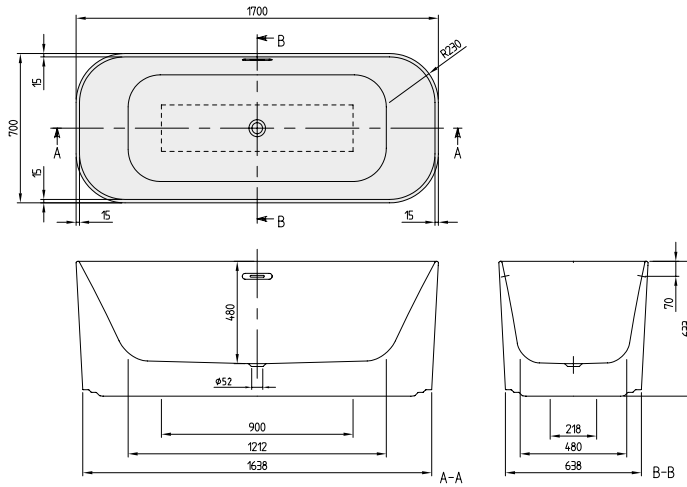
Not included in scope of delivery:

Remote control for the Emotion feature

Technical information:

Furnishings in Champagne. The remote control can be used for the bath lighting, furniture lighting and mirror lighting. **Please note: Be careful not to order this twice!**

Additional technical drawings with LED lighting and design ring are available at any time from our professional portal at pro.villeroy-boch.com. The delivery time for baths in the colour RW is 4 weeks (made-to-order products)



Quaryl[®]

BATH TUBS

h = Installation height (min - max)	
Bath	633 - 633

Article number	Description	Size l x w	Bottom l x w	Depth	Litres incl. 1 pers	Weight (kg)	01, 96	RW	pcs/pal.
UBQ 177 FIN 7A2BCV4 XX	Finion, free-standing, seamless, Colour on Demand (Quaryl [®]), incl. factory-fitted Push-to-Open valve and overflow, Champagne	1700 x 700	1212 x 480	480	221	105	6.326,-	6.077,-	1
UBQ 177 FIN 7N2BCV4 XX	Finion, free-standing, seamless, Colour on Demand (Quaryl [®]), incl. factory-fitted Push-to-Open valve, overflow and water inlet, Champagne						6.626,-	7.023,-	1
UBQ 177 FIN 7A2BCV2 XX	Finion, free-standing, seamless, Colour on Demand (Quaryl [®]), incl. factory-fitted Push-to-Open valve and overflow, design ring, Champagne					105,5	6.608,-	7.004,-	1
UBQ 177 FIN 7N2BCV2 XX	Finion, free-standing, seamless, Colour on Demand (Quaryl [®]), incl. factory-fitted Push-to-Open valve, overflow and water inlet, design ring, Champagne						6.908,-	7.305,-	1
UBQ 177 FIN 7A2BCV3 XX	Finion, free-standing, seamless, Colour on Demand (Quaryl [®]), incl. factory-fitted Push-to-Open valve and overflow, Emotion feature, Champagne					106,5	7.078,-	7.475,-	1
UBQ 177 FIN 7N2BCV3 XX	Finion, free-standing, seamless, Colour on Demand (Quaryl [®]), incl. factory-fitted Push-to-Open valve, overflow and water inlet, Emotion feature, Champagne						7.379,-	7.776,-	1
UBQ 177 FIN 7A2BCV1 XX	Finion, free-standing, seamless, Colour on Demand (Quaryl [®]), incl. factory-fitted Push-to-Open valve and overflow, design ring and Emotion feature, Champagne					107	7.360,-	7.756,-	1
UBQ 177 FIN 7N2BCV1 XX	Finion, free-standing, seamless, Colour on Demand (Quaryl [®]), incl. factory-fitted Push-to-Open valve, overflow and water inlet, design ring and Emotion feature, Champagne						7.661,-	8.058,-	1

Accessories for baths:

Article number	Description	Price
UCCON0475	Pipe interruptor, incl. connections	254,-
G999 02 00	Remote control, including mount	41,-

Made-to-order production - Colour on Demand: 3 week delivery period. Please make sure to use the **order form** that you will find immediately after the chapter on baths on page 582-583, so that we can complete the order for you.

XX = Colour code to be indicated
 For further information on colours, please see the page at the beginning of this section.
 Further information on whirlpool systems please see page 589.

FINION Duo (Free-standing 1700 x 700) Quarry[®], Furnishings Gold, Colour on Demand

€ excl. VAT

Included in scope of delivery:

The push-to-Open valve and overflow are supplied as standard (pre-mounted).

Not included in scope of delivery:

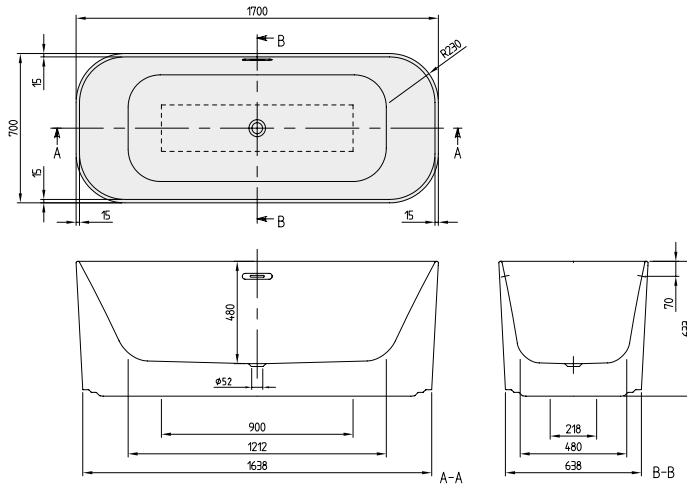
Remote control for the Emotion feature

Technical information:

Furnishings in Gold. The remote control can be used for the bath lighting, furniture lighting and mirror lighting. **Please note: Be careful not to order this twice!**

Additional technical drawings with LED lighting and design ring are available at any time from our professional portal at pro.villeroy-boch.com. The delivery time for baths in the colour RW is 4 weeks (made-to-order products)

BATHUBS



Quarry[®]

h = Installation height (min - max)	
Bath	633 - 633

Article number	Description	Size l x w	Bottom l x w	Depth	Litres incl. 1 pers	Weight (kg)	01, 96	RW	pcs/pal.
UBQ 177 FIN 7A3BCV4 XX	Finion, free-standing, seamless, Colour on Demand (Quarry [®]), incl. factory-fitted Push-to-Open valve and overflow, Gold	1700 x 700	1212 x 480	480	221	105	6.326,-	6.722,-	1
UBQ 177 FIN 7N3BCV4 XX	Finion, free-standing, seamless, Colour on Demand (Quarry [®]), incl. factory-fitted Push-to-Open valve, overflow and water inlet, Gold						6.626,-	7.023,-	1
UBQ 177 FIN 7A3BCV2 XX	Finion, free-standing, seamless, Colour on Demand (Quarry [®]), incl. factory-fitted Push-to-Open valve and overflow, design ring, Gold					105,5	6.608,-	7.004,-	1
UBQ 177 FIN 7N3BCV2 XX	Finion, free-standing, seamless, Colour on Demand (Quarry [®]), incl. factory-fitted Push-to-Open valve, overflow and water inlet, design ring, Gold						6.908,-	7.305,-	1
UBQ 177 FIN 7A3BCV3 XX	Finion, free-standing, seamless, Colour on Demand (Quarry [®]), incl. factory-fitted Push-to-Open valve and overflow, Emotion feature, Gold					106,5	7.078,-	7.475,-	1
UBQ 177 FIN 7N3BCV3 XX	Finion, free-standing, seamless, Colour on Demand (Quarry [®]), incl. factory-fitted Push-to-Open valve, overflow and water inlet, Emotion feature, Gold						7.379,-	7.776,-	1
UBQ 177 FIN 7A3BCV1 XX	Finion, free-standing, seamless, Colour on Demand (Quarry [®]), incl. factory-fitted Push-to-Open valve and overflow, design ring and Emotion feature, Gold					107	7.360,-	7.756,-	1
UBQ 177 FIN 7N3BCV1 XX	Finion, free-standing, seamless, Colour on Demand (Quarry [®]), incl. factory-fitted Push-to-Open valve, overflow and water inlet, design ring and Emotion feature, Gold						7.661,-	8.058,-	1

Accessories for baths:

Article number	Description	Price
UCCON0475	Pipe interruptor, incl. connections	254,-
G999 02 00	Remote control, including mount	41,-

Made-to-order production - Colour on Demand: 3 week delivery period. Please make sure to use the **order form** that you will find immediately after the chapter on baths on page 582-583, so that we can complete the order for you.

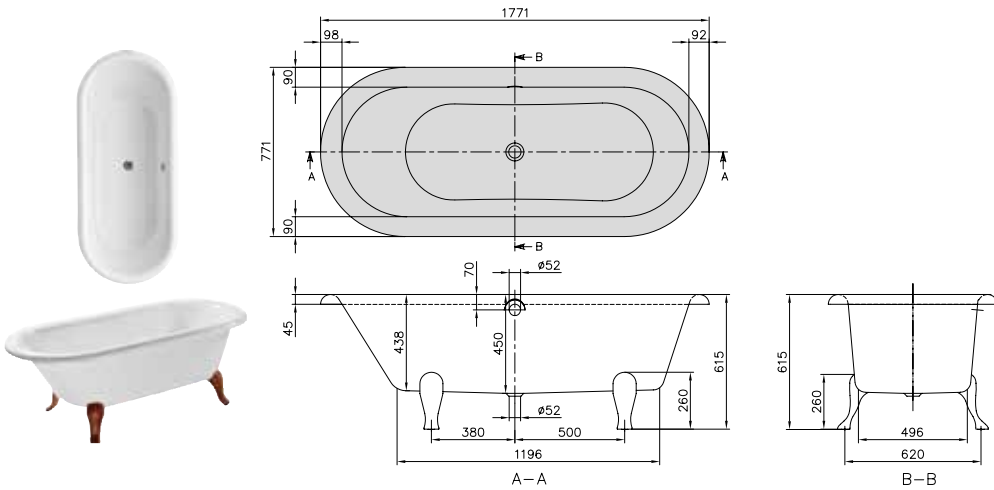
XX = Colour code to be indicated

For further information on colours, please see the page at the beginning of this section. Further information on whirlpool systems please see page 589.

HOMMAGE Duo (Free-standing 1771 x 771) Quarryl®

€ excl. VAT

Technical information: Outside surface in satin finish.



Quarryl®

BATH TUBS

Article number	Description	Size l x w	Bottom l x w	Depth	Litres incl. 1 pers	Weight (kg)	01, 96	pcs/pal.
UBQ 180 HOM 700V-XX	Hommage, incl. wooden feet	1771 x 771	1200 x 500	450	160	50	5.178,-	1
UBQ 180 HOM 7W0V-XX	Hommage, incl. feet (white)						5.178,-	1

Accessories for baths:

Article number	Description	Price
U99880061	Waste and overflow combination, with chain and plug type, Chrome	782,-
U99880062	Waste and overflow combination, with chain and plug type, Gold Plated	980,-
U99880066	Waste and overflow combination, with chain and plug type, Noble Brass	880,-
U906100XX	Multifunction cushion, foam, 240 x 150 x 50 mm, available in colours Bali, Peru and Anthracite	99,-

XX = Colour code to be indicated
 For further information on colours, please see the page at the beginning of this section.
 Further information on whirlpool systems please see page 589.

LA BELLE Duo (Rectangular 1800 x 800) Quaryl®

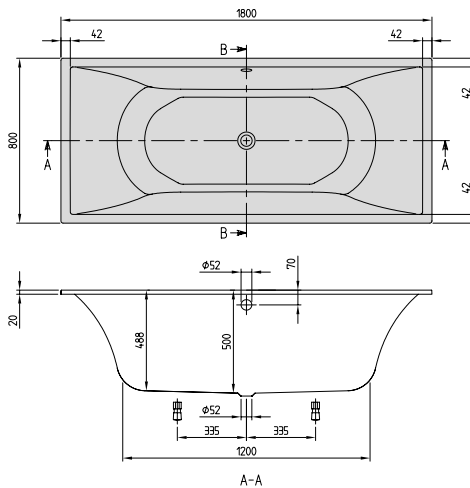
€ excl. VAT

Included in scope of delivery:

Set of bath feet is supplied as standard (self-adhesive), adjustable from 130 à 180 mm.

Technical information:

Whirlpool systems available on request.



Quaryl®

h = Installation height (min - max)	
Bath	640 - 690

Article number	Description	Size l x w	Bottom l x w	Depth	Litres incl. 1 pers	Weight (kg)	01, 96	pcs/pal.
UBQ 180 LAB 2V-XX	La Belle, built-in version	1800 x 800	1200 x 483	500	200	48,6	2.153,-	8

Accessories for baths:

Article number	Description	Price
U90950461	Matching waste/overflow combination, Chrome	202,-
UCCON0475	Pipe interrupter, incl. connections	254,-
U90600361	Multiplex Trio outlet and overflow fitting with water inlet, Chrome	474,-
U90600461	Multiplex Trio outlet and overflow fitting with water inlet with pipe interrupter, incl. tube interrupter, Chrome	772,-
U90170061	Handgrips, 1 pair = 2 grips, Chrome	248,-
U906100XX	Multifunction cushion, foam, 240 x 150 x 50 mm, available in colours Bali, Peru and Anthracite	99,-

Preassembled bath options in combination with:

For order form, see fold-out page on the right-hand side

TouchLight	Price
	827,-

XX = Colour code to be indicated

For further information on colours, please see the page at the beginning of this section.

Further information on whirlpool systems please see page 589.

LA BELLE Duo (Free-standing 1800 x 800) Quarryl®

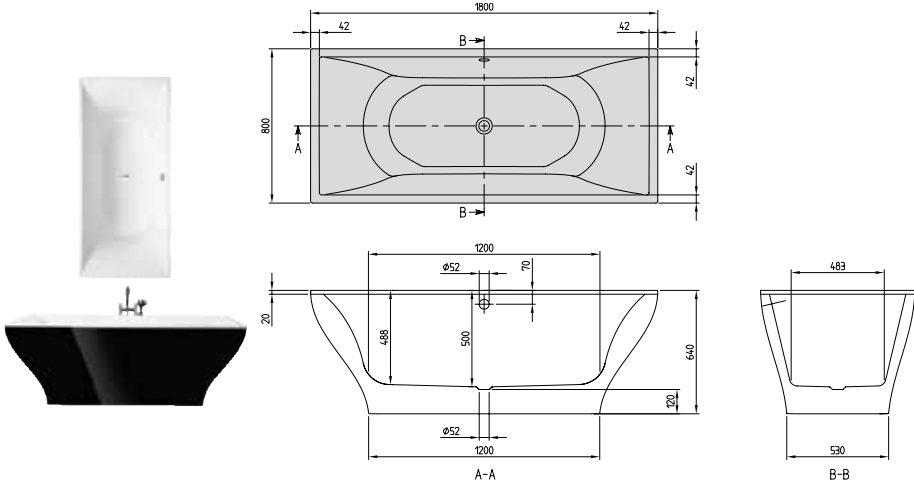
€ excl. VAT

Included in scope of delivery:

Including extended waste/overflow combination (chrome-plated).

Technical information:

Bath and panel are of the material Quarryl® (2 parts). Panel is also the frame (Height of the panel: 620 mm).
The delivery time for baths in the colour RW is 4 weeks (made-to-order products)



BATH TUBS

h = Installation height (min - max)	
Bath	640 - 640

Article number	Description	Size l x w	Bottom l x w	Depth	Litres incl. 1 pers	Weight (kg)	01, 96	RW	pcs/pal.
UBQ 180 LAB 2PDV-XX	La Belle, free-standing, incl. Quarryl® panel in the same colour as the bath, incl. waste/overflow chrome-plated	1800 x 800	1200 x 483	500	200	99,5	5.924,-	6.321,-	1
UBQ 180 LAB 2PDT1V-01	La Belle, free-standing, incl. Quarryl® panel (Graphite Noir), incl. waste/overflow chrome-plated						6.517,-	6.914,-	1

Accessories for baths:

Article number	Description	Price
UCCON0475	Pipe interruptor, incl. connections	254,-
U90600361	Multiplex Trio outlet and overflow fitting with water inlet, Chrome	474,-
U90600461	Multiplex Trio outlet and overflow fitting with water inlet with pipe interrupter, incl. tube interrupter, Chrome	772,-
U906100XX	Multifunction cushion, foam, 240 x 150 x 50 mm, available in colours Bali, Peru and Anthracite	99,-

XX = Colour code to be indicated
For further information on colours, please see the page at the beginning of this section.
Further information on whirlpool systems please see page 589.

LA BELLE Duo (Free-standing 1800 x 800) Quarry[®], Colour on Demand

€ excl. VAT

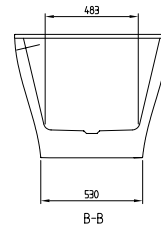
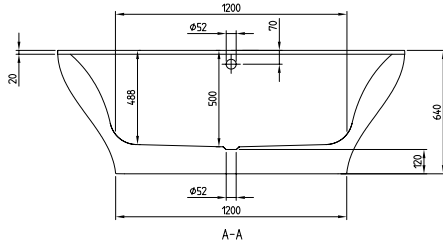
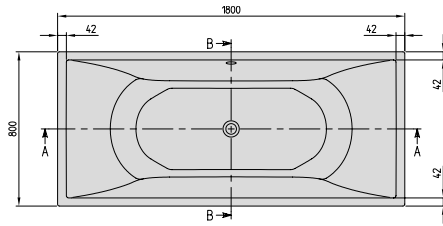
Included in scope of delivery:

Including extended waste/overflow combination (chrome-plated).

Technical information:

Bath and panel are of the material Quarry[®] (2 parts). Panel is also the frame (Height of the panel: 620 mm).
The delivery time for baths in the colour RW is 4 weeks (made-to-order products)

BATHUBS



Quarry[®]

h = Installation height (min - max)	
Bath	640 - 640

Article number	Description	Size l x w	Bottom l x w	Depth	Litres incl. 1 pers	Weight (kg)	01, 96	RW	pcs/pal.
UBQ 180 LAB 2PDBCX-XX	La Belle, free-standing, incl. panel in Colour on Demand (Quarry [®]), incl. waste/overflow chrome-plated	1800 x 800	1200 x 483	500	200	99,5	6.343,-	6.740,-	1

Accessories for baths:

Article number	Description	Price
U90600361	Multiplex Trio outlet and overflow fitting with water inlet, Chrome	474,-
U90600461	Multiplex Trio outlet and overflow fitting with water inlet with pipe interrupter, incl. tube interrupter, Chrome	772,-
U906100XX	Multifunction cushion, foam, 240 x 150 x 50 mm, available in colours Bali, Peru and Anthracite	99,-

Made-to-order production - Colour on Demand: 3 week delivery period. Please make sure to use the **order form** that you will find immediately after the chapter on baths on page 582-583, so that we can complete the order for you.

XX = Colour code to be indicated
For further information on colours, please see the page at the beginning of this section.
Further information on whirlpool systems please see page 589.

LA BELLE Excellence Duo (Free-standing 1800 x 800) Quarryl®

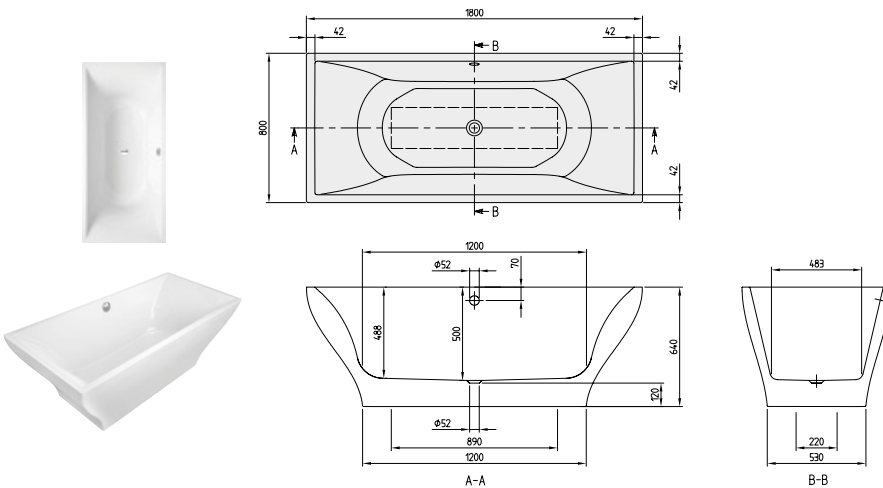
€ excl. VAT

Included in scope of delivery:

Including extended waste/overflow combination (chrome-plated).

Technical information:

The delivery time for baths in the colour RW is 4 weeks (made-to-order products)



Quarryl®

BATH TUBS

h = Installation height (min - max)	
Bath	640 - 640

Article number	Description	Size l x w	Bottom l x w	Depth	Litres incl. 1 pers	Weight (kg)	01, 96	RW	pcs/pal.
UBQ 180 LAB 9W1V-XX	La Belle, free-standing, seamless, incl. waste/overflow chrome-plated, Excellence	1800 x 800	1200 x 483	500	200	99,5	5.680,-	6.077,-	1
UBQ 180 LAB 9T1V-XX	La Belle, free-standing, seamless, incl. pre-fitted Multiplex Trio (chrome plated), Excellence						5.962,-	6.359,-	1

Accessories for baths:

Article number	Description	Price
UCCON0475	Pipe interruptor, incl. connections	254,-
U906100XX	Multifunction cushion, foam, 240 x 150 x 50 mm, available in colours Bali, Peru and Anthracite	99,-

XX = Colour code to be indicated
 For further information on colours, please see the page at the beginning of this section.
 Further information on whirlpool systems please see page 589.

LA BELLE Excellence Duo (Free-standing 1800 x 800) Quarry®

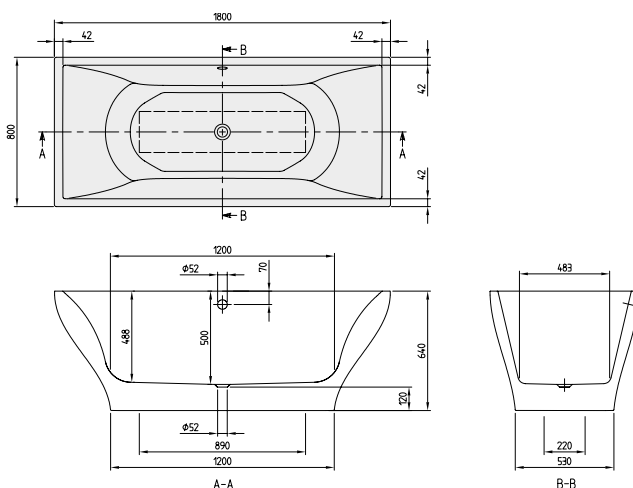
€ excl. VAT

Included in scope of delivery:

Including extended waste/overflow combination (chrome-plated).

Technical information:

The delivery time for baths in the colour RW is 4 weeks (made-to-order products)



h = Installation height (min - max)	
Bath	640 - 640

Article number	Description	Size l x w	Bottom l x w	Depth	Litres incl. 1 pers	Weight (kg)	01, 96	RW	pcs/pal.
UBQ 180 LAB 9T1BCV-XX	La Belle, free-standing, seamless, Colour on Demand (Quarry®), incl. pre-fitted Multiplex Trio (chrome plated), Excellence	1800 x 800	1200 x 483	500	200	99,5	6.714,-	7.111,-	1
UBQ 180 LAB 9W1BCV-XX	La Belle, free-standing, seamless, Colour on Demand (Quarry®), incl. waste/overflow chrome-plated, Excellence						6.433,-	6.830,-	1

Accessories for baths:

Article number	Description	Price
UCCON0475	Pipe interruptor, incl. connections	254,-
U906100XX	Multifunction cushion, foam, 240 x 150 x 50 mm, available in colours Ball, Peru and Anthracite	99,-

Made-to-order production - Colour on Demand: 3 week delivery period. Please make sure to use the order form that you will find immediately after the chapter on baths on page 582-583, so that we can complete the order for you.

XX = Colour code to be indicated
 For further information on colours, please see the page at the beginning of this section.
 Further information on whirlpool systems please see page 589.

LEGATO_{Duo} (Rectangular 1700 x 700) Acrylic

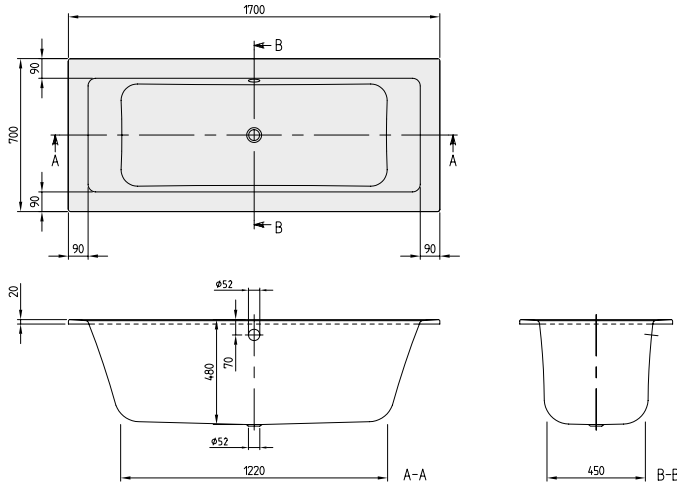
€ excl. VAT

Not included in scope of delivery:

Set of bath feet is not supplied as standard.
Requires extended waste/overflow combination.

Technical information:

The whirlpool system IP (Special Combipool Invisible) for baths in color RW will be delivered with Stone White colored jets. For all other pools in the color RW, the jets remain in Chrome.



h = Installation height (min - max)	
Bath	605 - 655
Profibox 2.0 without system	585 - 585
Profibox 2.0 incl. System	625 - 665

Article number	Description	Size l x w	Bottom l x w	Depth	Litres incl. 1 pers	Weight (kg)	01	RW	pcs/pal.
UBA 177 LEG 2V-XX	Legato	1700 x 700	1220 x 450	480	165	22	1.075,-	1.160,-	8

Accessories for baths:

Article number	Description	Price
U99740000	Bath feet, plastic, for baths with even bottom, adjustable from 130 à 180 mm	88,-
U90950461	Matching waste/overflow combination, Chrome	202,-
UCCON0475	Pipe interruptor, incl. connections	254,-
U90600361	Multiplex Trio outlet and overflow fitting with water inlet, Chrome	474,-
U90600461	Multiplex Trio outlet and overflow fitting with water inlet with pipe interruptor, incl. tube interruptor, Chrome	772,-
U90170061	Handgrips, 1 pair = 2 grips, Chrome	248,-
U906100XX	Multifunction cushion, foam, 240 x 150 x 50 mm, available in colours Bali, Peru and Anthracite	99,-

Preassembled bath options in combination with:			Airpools		Hydropools		Combipools		Special Combipools	
For order form, see fold-out page on the right-hand side	only bath		AE	AC	HE	HC	CE	CC	IP	AP
Profibox 2.0 alcove	881,-	○	○	○	○	○	○	○	-	-
Profibox 2.0 corner	1.057,-	○	○	○	○	○	○	○	-	-
TouchLight	827,-	○	-	-	-	-	-	-	-	-

Whirlpools		Airpools		Hydropools		Combipools		Special Combipools	
Article number		AE	AC	HE	HC	CE	CC	IP	AP
U__ 177 LEG 2A ½ V 01	Price of whirlpool system incl. bath	3.115,-	3.587,-	3.218,-	4.858,-	4.345,-	5.985,-	7.010,-	10.290,-
U__ 177 LEG 2A ½ V RW	Price of whirlpool system incl. bath	3.200,-	3.672,-	3.303,-	4.943,-	4.430,-	6.070,-	7.095,-	10.375,-
U__ 177 LEG 2B ½ V 01	Price of whirlpool system incl. bath incl. Multiplex Trio	3.589,-	4.061,-	3.692,-	5.332,-	4.819,-	6.459,-	7.484,-	10.764,-
U__ 177 LEG 2B ½ V RW	Price of whirlpool system incl. bath incl. Multiplex Trio	3.674,-	4.146,-	3.777,-	5.417,-	4.904,-	6.544,-	7.569,-	10.849,-

For the following whirlpool systems the technology protrudes:

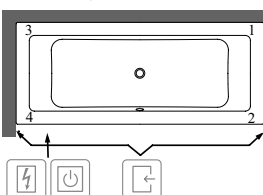
Technical parts 1	Side 1-3	Side 2-4	Side 3-4	Technical parts 2	Side 1-2	Side 1-3	Side 2-4
	-	-	-		-	-	-
	-	-	-		-	-	-
	-	-	-		-	-	-
	-	-	-		-	-	-
	-	-	-		-	-	-
	-	-	-		-	-	-

Please replace __ in article number with whirlpool code.

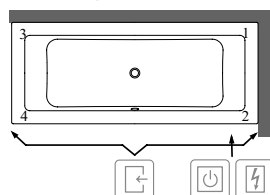
Please replace ½ in article number with desired position of technical equipment (1 = Layout 1, 2 = Layout 2). The back jets are located at the end at which the technical equipment is installed.


For further options use the order form (see right-hand fold-out page)

Technical parts 1



Technical parts 2



-  Accessible via
-  Control box
-  Rim control

This symbol "O" means this option is possible

XX = Colour code to be indicated

For further information on colours, please see the page at the beginning of this section.

Further information on whirlpool systems please see page 589.

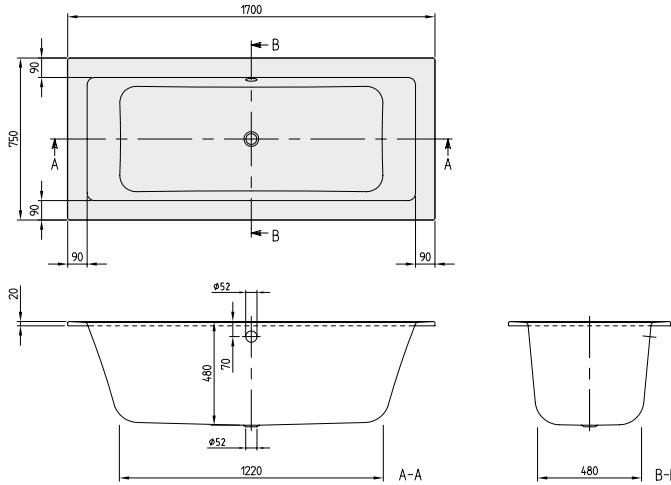
BATH TUBS

LEGATO_{Duo} (Rectangular 1700 x 750) Acrylic

€ excl. VAT

Not included in scope of delivery: Set of bath feet is not supplied as standard. Requires extended waste/overflow combination.

Technical information: The whirlpool system IP (Special Combipool Invisible) for baths in color RW will be delivered with Stone White colored jets. For all other pools in the color RW, the jets remain in Chrome.



h = Installation height (min - max)	
Bath	605 - 655
Profibox 2.0 without system	585 - 585
Profibox 2.0 incl. System	625 - 665

Article number	Description	Size l x w	Bottom l x w	Depth	Litres incl. 1 pers	Weight (kg)	01	RW	pcs/pal.
UBA 170 LEG 2V-XX	Legato	1700 x 750	1220 x 480	480	170	22	1.075,-	1.160,-	15

Accessories for baths:

Article number	Description	Price
U99740000	Bath feet, plastic, for baths with even bottom, adjustable from 130 à 180 mm	88,-
U90950461	Matching waste/overflow combination, Chrome	202,-
UCCON0475	Pipe interruptor, incl. connections	254,-
U90600361	Multiplex Trio outlet and overflow fitting with water inlet, Chrome	474,-
U90600461	Multiplex Trio outlet and overflow fitting with water inlet with pipe interruptor, incl. tube interruptor, Chrome	772,-
U90170061	Handgrips, 1 pair = 2 grips, Chrome	248,-
U906100XX	Multifunction cushion, foam, 240 x 150 x 50 mm, available in colours Bali, Peru and Anthracite	99,-

Preassembled bath options in combination with: For order form, see fold-out page on the right-hand side	only bath	Airpools		Hydropools		Combipools		Special Combipools	
		AE	AC	HE	HC	CE	CC	IP	AP
Profibox 2.0 alcove	881,-	○	○	○	○	○	○	○	-
Profibox 2.0 corner	1.057,-	○	○	○	○	○	○	○	-
TouchLight	827,-	○	-	-	-	-	-	-	-

Whirlpools	Article number	Description	Airpools		Hydropools		Combipools		Special Combipools	
			AE	AC	HE	HC	CE	CC	IP	AP
	U__ 170 LEG 2A ½ V 01	Price of whirlpool system incl. bath	3.115,-	3.587,-	3.218,-	4.858,-	4.345,-	5.985,-	7.010,-	10.290,-
	U__ 170 LEG 2A ½ V RW	Price of whirlpool system incl. bath	3.200,-	3.672,-	3.303,-	4.943,-	4.430,-	6.070,-	7.095,-	10.375,-
	U__ 170 LEG 2B ½ V 01	Price of whirlpool system incl. bath incl. Multiplex Trio	3.589,-	4.061,-	3.692,-	5.332,-	4.819,-	6.459,-	7.484,-	10.764,-
	U__ 170 LEG 2B ½ V RW	Price of whirlpool system incl. bath incl. Multiplex Trio	3.674,-	4.146,-	3.777,-	5.417,-	4.904,-	6.544,-	7.569,-	10.849,-

For the following whirlpool systems the technology protrudes:

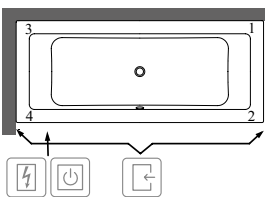
Technical parts 1	Side 3-4	-	-	-	-	-	-	-	+40
Technical parts 2	Side 1-2	-	-	-	-	-	-	-	+40

Please replace __ in article number with whirlpool code.

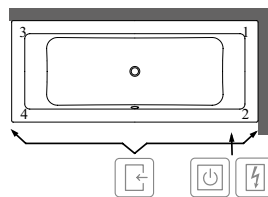
Please replace ½ in article number with desired position of technical equipment (1 = Layout 1, 2 = Layout 2). The back jets are located at the end at which the technical equipment is installed.




For further options use the order form (see right-hand fold-out page)

Technical parts 1



Technical parts 2



-  Accessible via
-  Control box
-  Rim control

This symbol "○" means this option is possible

XX = Colour code to be indicated

For further information on colours, please see the page at the beginning of this section.

Further information on whirlpool systems please see page 589.

LEGATO_{Duo} (Rectangular 1800 x 800) Acrylic

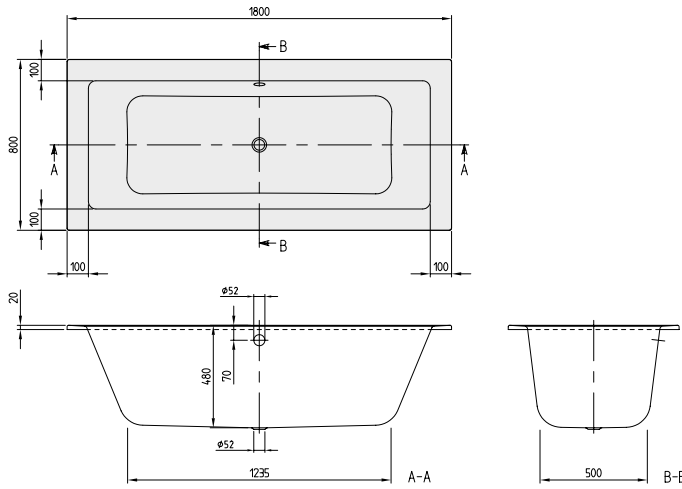
€ excl. VAT

Not included in scope of delivery:

Set of bath feet is not supplied as standard.
Requires extended waste/overflow combination.

Technical information:

The whirlpool system IP (Special Combipool Invisible) for baths in color RW will be delivered with Stone White colored jets. For all other pools in the color RW, the jets remain in Chrome.



h = Installation height (min - max)	
Bath	605 - 655
Profibox 2.0 without system	585 - 585
Profibox 2.0 incl. System	625 - 665

Article number	Description	Size l x w	Bottom l x w	Depth	Litres incl. 1 pers	Weight (kg)	01	RW	pcs/pal.
UBA 180 LEG 2V-XX	Legato	1800 x 800	1235 x 500	480	198	24	1.167,-	1.258,-	15

Accessories for baths:

Article number	Description	Price
U99740000	Bath feet, plastic, for baths with even bottom, adjustable from 130 à 180 mm	88,-
U90950461	Matching waste/overflow combination, Chrome	202,-
UCCON0475	Pipe interruptor, incl. connections	254,-
U90600361	Multiplex Trio outlet and overflow fitting with water inlet, Chrome	474,-
U90600461	Multiplex Trio outlet and overflow fitting with water inlet with pipe interruptor, incl. tube interruptor, Chrome	772,-
U90170061	Handgrips, 1 pair = 2 grips, Chrome	248,-
U906100XX	Multifunction cushion, foam, 240 x 150 x 50 mm, available in colours Bali, Peru and Anthracite	99,-

Preassembled bath options in combination with: For order form, see fold-out page on the right-hand side	only bath	Airpools		Hydropools		Combipools		Special Combipools	
		AE	AC	HE	HC	CE	CC	IP	AP
Profibox 2.0 alcove	881,-	○	○	○	○	○	○	○	○
Profibox 2.0 corner	1.057,-	○	○	○	○	○	○	○	○
TouchLight	827,-	○	-	-	-	-	-	-	-

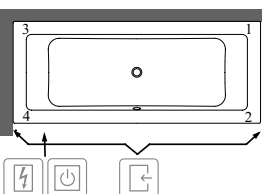
Whirlpools		Airpools		Hydropools		Combipools		Special Combipools	
Article number		AE	AC	HE	HC	CE	CC	IP	AP
U__ 180 LEG 2A ½ V 01	Price of whirlpool system incl. bath	3.207,-	3.679,-	3.310,-	4.950,-	4.437,-	6.077,-	7.102,-	10.382,-
U__ 180 LEG 2A ½ V RW	Price of whirlpool system incl. bath	3.298,-	3.770,-	3.401,-	5.041,-	4.528,-	6.168,-	7.193,-	10.473,-
U__ 180 LEG 2B ½ V 01	Price of whirlpool system incl. bath incl. Multiplex Trio	3.681,-	4.153,-	3.784,-	5.424,-	4.911,-	6.551,-	7.576,-	10.856,-
U__ 180 LEG 2B ½ V RW	Price of whirlpool system incl. bath incl. Multiplex Trio	3.772,-	4.244,-	3.875,-	5.515,-	5.002,-	6.642,-	7.667,-	10.947,-

Please replace __ in article number with whirlpool code.

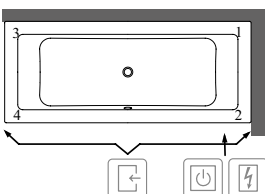
Please replace ½ in article number with desired position of technical equipment (1 = Layout 1, 2 = Layout 2). The back jets are located at the end at which the technical equipment is installed.



For further options use the order form (see right-hand fold-out page)

Technical parts 1



Technical parts 2



-  Accessible via
-  Control box
-  Rim control

This symbol "○" means this option is possible

XX = Colour code to be indicated

For further information on colours, please see the page at the beginning of this section.

Further information on whirlpool systems please see page 589.

BATH TUBS

LEGATO_{Duo} (Rectangular 1900 x 900) Acrylic

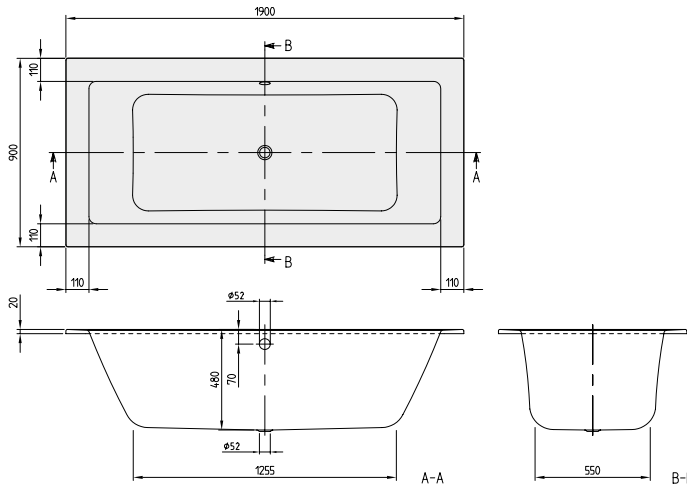
€ excl. VAT

Not included in scope of delivery:

Set of bath feet is not supplied as standard.
Requires extended waste/overflow combination.

Technical information:

The whirlpool system IP (Special Combipool Invisible) for baths in color RW will be delivered with Stone White colored jets. For all other pools in the color RW, the jets remain in Chrome.



h = Installation height (min - max)	
Bath	605 - 655
Profibox 2.0 without system	585 - 585
Profibox 2.0 incl. System	625 - 665

Article number	Description	Size l x w	Bottom l x w	Depth	Litres incl. 1 pers	Weight (kg)	01	RW	pcs/pal.
UBA 199 LEG 2V-XX	Legato	1900 x 900	1255 x 550	480	236	27	1.257,-	1.356,-	15

Accessories for baths:

Article number	Description	Price
U99740000	Bath feet, plastic, for baths with even bottom, adjustable from 130 à 180 mm	88,-
U90950461	Matching waste/overflow combination, Chrome	202,-
UCCON0475	Pipe interruptor, incl. connections	254,-
U90600361	Multiplex Trio outlet and overflow fitting with water inlet, Chrome	474,-
U90600461	Multiplex Trio outlet and overflow fitting with water inlet with pipe interruptor, incl. tube interruptor, Chrome	772,-
U90170061	Handgrips, 1 pair = 2 grips, Chrome	248,-
U906100XX	Multifunction cushion, foam, 240 x 150 x 50 mm, available in colours Bali, Peru and Anthracite	99,-

Preassembled bath options in combination with:			Airpools		Hydropools		Combipools		Special Combipools	
For order form, see fold-out page on the right-hand side	only bath		AE	AC	HE	HC	CE	CC	IP	AP
Profibox 2.0 alcove	881,-	○	○	○	○	○	○	○	○	○
Profibox 2.0 corner	1.057,-	○	○	○	○	○	○	○	○	○
TouchLight	827,-	○	-	-	-	-	-	-	-	-

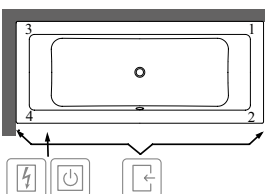
Whirlpools		Airpools		Hydropools		Combipools		Special Combipools	
Article number		AE	AC	HE	HC	CE	CC	IP	AP
U__ 199 LEG 2A ½ V 01	Price of whirlpool system incl. bath	3.297,-	3.769,-	3.400,-	5.040,-	4.527,-	6.167,-	7.192,-	10.472,-
U__ 199 LEG 2A ½ V RW	Price of whirlpool system incl. bath	3.396,-	3.868,-	3.499,-	5.139,-	4.626,-	6.266,-	7.291,-	10.571,-
U__ 199 LEG 2B ½ V 01	Price of whirlpool system incl. bath incl. Multiplex Trio	3.771,-	4.243,-	3.874,-	5.514,-	5.001,-	6.641,-	7.666,-	10.946,-
U__ 199 LEG 2B ½ V RW	Price of whirlpool system incl. bath incl. Multiplex Trio	3.870,-	4.342,-	3.973,-	5.613,-	5.100,-	6.740,-	7.765,-	11.045,-

Please replace __ in article number with whirlpool code.

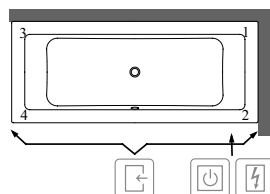
Please replace ½ in article number with desired position of technical equipment (1 = Layout 1, 2 = Layout 2). The back jets are located at the end at which the technical equipment is installed.


For further options use the order form (see right-hand fold-out page)

Technical parts 1



Technical parts 2



-  Accessible via
-  Control box
-  Rim control

This symbol "○" means this option is possible

XX = Colour code to be indicated

For further information on colours, please see the page at the beginning of this section.

Further information on whirlpool systems please see page 589.

LIBRA Solo (Rectangular 1600 x 700) Quarryl®

€ excl. VAT

Included in scope of delivery:

Set of bath feet is supplied as standard (self-adhesive), adjustable from 130 à 180 mm.

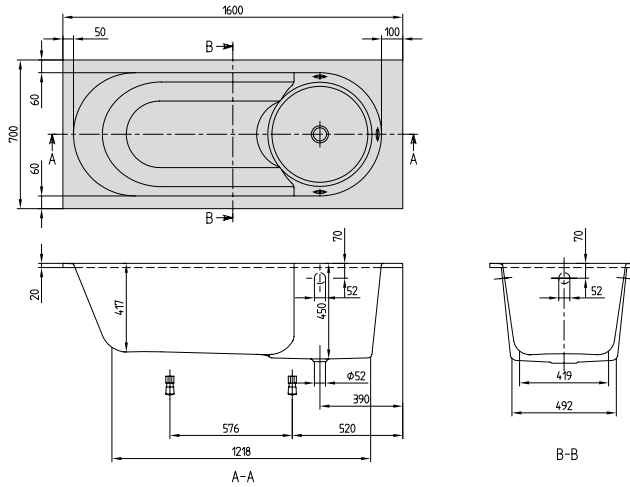
Not included in scope of delivery:

Requires extended waste/overflow combination.

Technical information:

Overflow hole possible in one of 3 different positions. Holesaw (for drilling the overflow hole) included.

Whirlpool systems available on request.



BATH TUBS

h = Installation height (min - max)	
Bath	585 - 635

Article number	Description	Size l x w	Bottom l x w	Depth	Litres incl. 1 pers	Weight (kg)	01, 96	pcs/pal.
UBQ 167 LIB 2V-XX	Libra	1600 x 700	1220 x 420	450	120	39,4	1.461,-	8

Accessories for baths:

Article number	Description	Price
U90950461	Matching waste/overflow combination, Chrome	202,-
UCCON0475	Pipe interruptor, incl. connections	254,-
U90600361	Multiplex Trio outlet and overflow fitting with water inlet, Chrome	474,-
U90600461	Multiplex Trio outlet and overflow fitting with water inlet with pipe interrupter, incl. tube interrupter, Chrome	772,-
U90170061	Handgrips, 1 pair = 2 grips, Chrome	248,-
U906100XX	Multifunction cushion, foam, 240 x 150 x 50 mm, available in colours Bali, Peru and Anthracite	99,-

Preassembled bath options in combination with:

For order form, see fold-out page on the right-hand side

TouchLight	Price
	827,-

XX = Colour code to be indicated
 For further information on colours, please see the page at the beginning of this section.
 Further information on whirlpool systems please see page 589.

LIBRA Solo (Rectangular 1700 x 750) Quarryl®

€ excl. VAT

Included in scope of delivery:

Set of bath feet is supplied as standard (self-adhesive), adjustable from 130 à 180 mm.

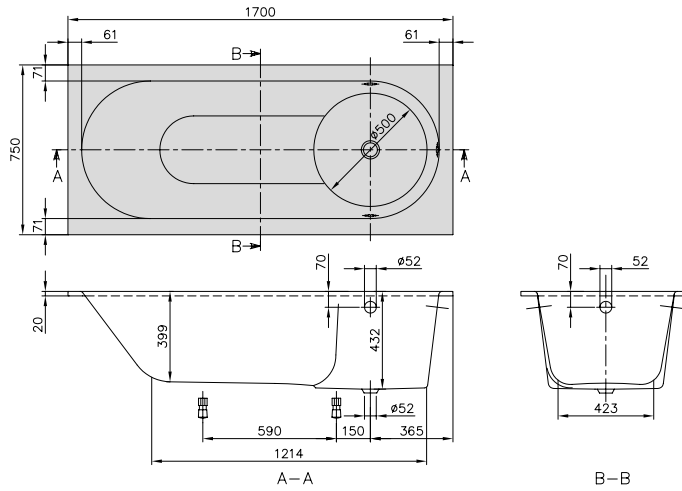
Not included in scope of delivery:

Requires extended waste/overflow combination.

Technical information:

Overflow hole possible in one of 3 different positions. Holesaw (for drilling the overflow hole) included.

Whirlpool systems available on request.



Quaryl®

h = Installation height (min - max)	
Bath	570 - 620
UNITED without system	610 - 610
UNITED incl. System	610 - 610
Profibox 2.0 without system	585 - 585
Profibox 2.0 incl. System	625 - 665

Article number	Description	Size l x w	Bottom l x w	Depth	Litres incl. 1 pers	Weight (kg)	01, 96	pcs/pal.
UBQ 170 LIB 2V-XX	Libra	1700 x 750	1210 x 420	432	125	37,8	1.461,-	8

Accessories for baths:

Article number	Description	Price
U90950461	Matching waste/overflow combination, Chrome	202,-
UCCON0475	Pipe interruptor, incl. connections	254,-
U90600361	Multiplex Trio outlet and overflow fitting with water inlet, Chrome	474,-
U90600461	Multiplex Trio outlet and overflow fitting with water inlet with pipe interruptor, incl. tube interrupter, Chrome	772,-
U90170061	Handgrips, 1 pair = 2 grips, Chrome	248,-
U906100XX	Multifunction cushion, foam, 240 x 150 x 50 mm, available in colours Bali, Peru and Anthracite	99,-

Preassembled bath options in combination with:

For order form, see fold-out page on the right-hand side

	Price
UNITED free-standing	2.365,-
UNITED corner	1.737,-
Profibox 2.0 alcove	881,-
Profibox 2.0 corner	1.057,-
TouchLight	827,-

XX = Colour code to be indicated
 For further information on colours, please see the page at the beginning of this section.
 Further information on whirlpool systems please see page 589.

LIBRA Solo (Rectangular 1800 x 800) Quarry®

€ excl. VAT

Included in scope of delivery:

Set of bath feet is supplied as standard (self-adhesive), adjustable from 130 à 180 mm.

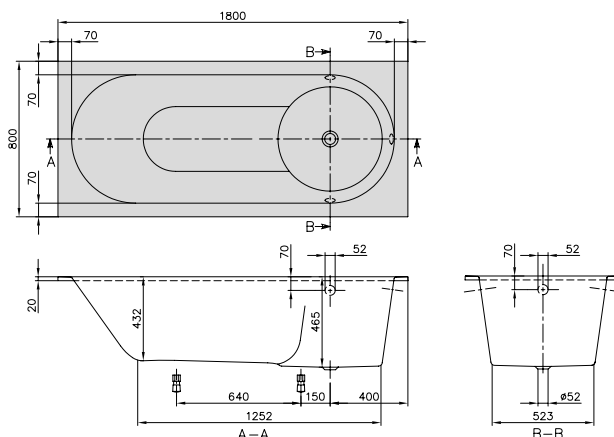
Not included in scope of delivery:

Requires extended waste/overflow combination.

Technical information:

Overflow hole possible in one of 3 different positions. Holesaw (for drilling the overflow hole) included.

Whirlpool systems available on request.



Quarry®

h = Installation height (min - max)	
Bath	600 - 650
UNITED without system	610 - 610
UNITED incl. System	610 - 610
Profibox 2.0 without system	585 - 585
Profibox 2.0 incl. System	625 - 665

Article number	Description	Size l x w	Bottom l x w	Depth	Litres incl. 1 pers	Weight (kg)	01, 96	pcs/pal.
UBQ 180 LIB 2V-XX	Libra	1800 x 800	1250 x 450	465	175	45,3	1.579,-	8

Accessories for baths:

Article number	Description	Price
U90950461	Matching waste/overflow combination, Chrome	202,-
UCCON0475	Pipe interruptor, incl. connections	254,-
U90600361	Multiplex Trio outlet and overflow fitting with water inlet, Chrome	474,-
U90600461	Multiplex Trio outlet and overflow fitting with water inlet with pipe interrupter, incl. tube interrupter, Chrome	772,-
U90170061	Handgrips, 1 pair = 2 grips, Chrome	248,-
U906100XX	Multifunction cushion, foam, 240 x 150 x 50 mm, available in colours Bali, Peru and Anthracite	99,-

Preassembled bath options in combination with:

For order form, see fold-out page on the right-hand side

	Price
UNITED free-standing	2.365,-
UNITED corner	1.737,-
Profibox 2.0 alcove	881,-
Profibox 2.0 corner	1.057,-
TouchLight	827,-

XX = Colour code to be indicated

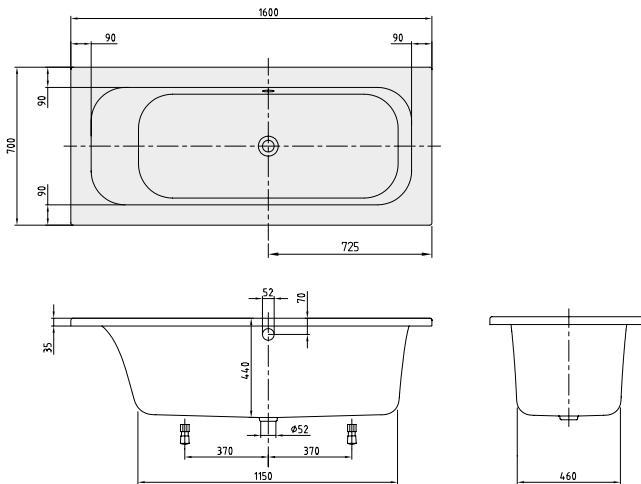
For further information on colours, please see the page at the beginning of this section.

Further information on whirlpool systems please see page 589.

LOOP & FRIENDS SQUARE Duo with square inner form (Rectangular 1600 x 700) Acrylic

€ excl. VAT

Not included in scope of delivery: Set of bath feet is not supplied as standard.
Requires extended waste/overflow combination.



h = Installation height (min - max)	
Bath	545 - 595
Whirlpool system	585 - 625
Profibox 2.0 without system	585 - 585
Profibox 2.0 incl. System	625 - 625

Article number	Description	Size l x w	Bottom l x w	Depth	Litres incl. 1 pers	Weight (kg)	01, 96	pcs/pal.
UBA 167 LFS 2V-XX	Loop & Friends, Duo, with square inner form	1600 x 700	1150 x 460	440	110	19	779,-	10

Accessories for baths:

Article number	Description	Price
U99740000	Bath feet, plastic, for baths with even bottom, adjustable from 130 à 180 mm	88,-
U90950461	Matching waste/overflow combination, Chrome	202,-
UCCON0475	Pipe interruptor, incl. connections	254,-
U90600361	Multiplex Trio outlet and overflow fitting with water inlet, Chrome	474,-
U90600461	Multiplex Trio outlet and overflow fitting with water inlet with pipe interruptor, incl. tube interruptor, Chrome	772,-
U90170061	Handgrips, 1 pair = 2 grips, Chrome	248,-
U906100XX	Multifunction cushion, foam, 240 x 150 x 50 mm, available in colours Bali, Peru and Anthracite	99,-

Preassembled bath options in combination with:

For order form, see fold-out page on the right-hand side	only bath	Airpools		Hydropools		Combipools		Special Combipools	
		AE	AC	HE	HC	CE	CC	IP	AP
Profibox 2.0 alcove	881,-	○	○	○	○	○	○	○	○
Profibox 2.0 corner	1.057,-	○	○	○	○	○	○	○	○
TouchLight	827,-	-	-	-	-	-	-	-	-

Whirlpools

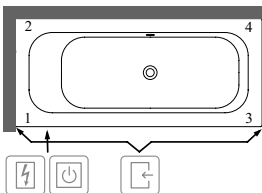
Article number	Description	Airpools		Hydropools		Combipools		Special Combipools	
		AE	AC	HE	HC	CE	CC	IP	AP
U__ 167 LFS 2A ½ V XX	Price of whirlpool system incl. bath	2.819,-	3.291,-	2.922,-	4.562,-	4.049,-	5.689,-	6.714,-	9.994,-
U__ 167 LFS 2B ½ V XX	Price of whirlpool system incl. bath incl. Multiplex Trio	3.293,-	3.765,-	3.396,-	5.036,-	4.523,-	6.163,-	7.188,-	10.468,-

Please replace __ in article number with whirlpool code.

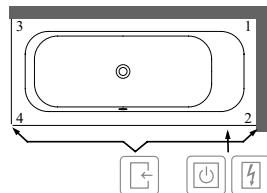
Please replace ½ in article number with desired position of technical equipment (1 = Layout 1, 2 = Layout 2). The back jets are located at the end at which the technical equipment is installed.

For further options use the order form (see right-hand fold-out page)

Technical parts 1



Technical parts 2



-  Accessible via
-  Control box
-  Rim control

This symbol "○" means this option is possible

XX = Colour code to be indicated

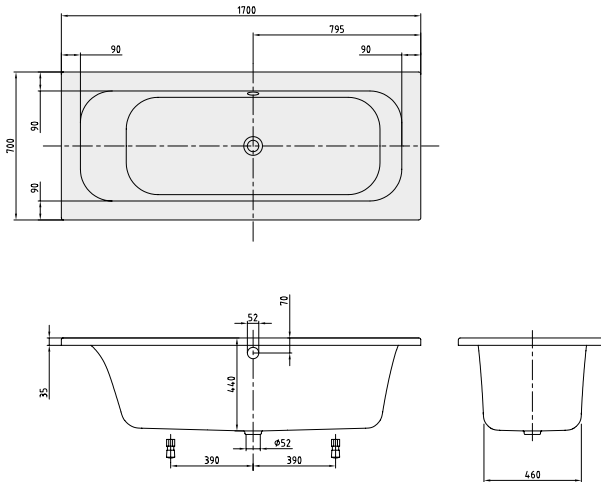
For further information on colours, please see the page at the beginning of this section.

Further information on whirlpool systems please see page 589.

LOOP & FRIENDS SQUARE Duo with square inner form (Rectangular 1700 x 700) Acrylic

€ excl. VAT

Not included in scope of delivery: Set of bath feet is not supplied as standard.
Requires extended waste/overflow combination.



h = Installation height (min - max)	
Bath	545 - 595
Whirlpool system	585 - 625
Profibox 2.0 without system	585 - 585
Profibox 2.0 incl. System	625 - 625

Article number	Description	Size l x w	Bottom l x w	Depth	Litres incl. 1 pers	Weight (kg)	01, 96	pcs/pal.
UBA 177 LFS 2V-XX	Loop & Friends, Duo, with square inner form	1700 x 700	1200 x 460	440	120	21	779,-	10

Accessories for baths:

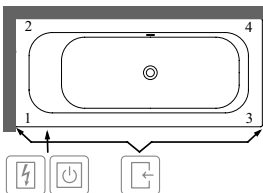
Article number	Description	Price
U99740000	Bath feet, plastic, for baths with even bottom, adjustable from 130 à 180 mm	88,-
U90950461	Matching waste/overflow combination, Chrome	202,-
UCCON0475	Pipe interruptor, incl. connections	254,-
U90600361	Multiplex Trio outlet and overflow fitting with water inlet, Chrome	474,-
U90600461	Multiplex Trio outlet and overflow fitting with water inlet with pipe interruptor, incl. tube interruptor, Chrome	772,-
U90170061	Handgrips, 1 pair = 2 grips, Chrome	248,-
U906100XX	Multifunction cushion, foam, 240 x 150 x 50 mm, available in colours Bali, Peru and Anthracite	99,-

Preassembled bath options in combination with:			Airpools		Hydropools		Combipools		Special Combipools	
For order form, see fold-out page on the right-hand side	only bath		AE	AC	HE	HC	CE	CC	IP	AP
Profibox 2.0 alcove	881,-	○	○	○	○	○	○	○	○	○
Profibox 2.0 corner	1.057,-	○	○	○	○	○	○	○	○	○
TouchLight	827,-	○	-	-	-	-	-	-	-	-

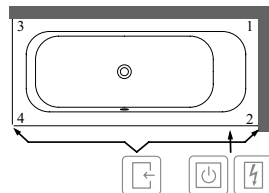
Whirlpools		Airpools		Hydropools		Combipools		Special Combipools	
Article number		AE	AC	HE	HC	CE	CC	IP	AP
U__ 177 LFS 2A ½ V XX	Price of whirlpool system incl. bath	2.819,-	3.291,-	2.922,-	4.562,-	4.049,-	5.689,-	6.714,-	9.994,-
U__ 177 LFS 2B ½ V XX	Price of whirlpool system incl. bath incl. Multiplex Trio	3.293,-	3.765,-	3.396,-	5.036,-	4.523,-	6.163,-	7.188,-	10.468,-

Please replace __ in article number with whirlpool code.
Please replace ½ in article number with desired position of technical equipment (1 = Layout 1, 2 = Layout 2). The back jets are located at the end at which the technical equipment is installed.
For further options use the order form (see right-hand fold-out page)

Technical parts 1



Technical parts 2



-  Accessible via
-  Control box
-  Rim control

This symbol "○" means this option is possible

XX = Colour code to be indicated

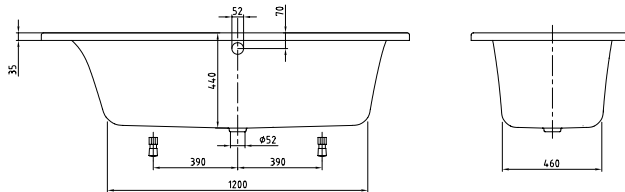
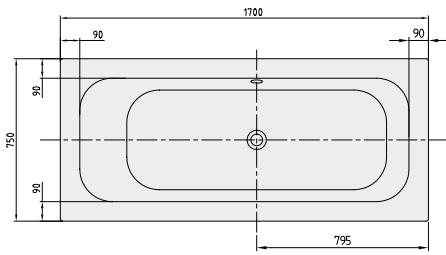
For further information on colours, please see the page at the beginning of this section.

Further information on whirlpool systems please see page 589.

LOOP & FRIENDS SQUARE Duo with square inner form (Rectangular 1700 x 750) Acrylic

€ excl. VAT

Not included in scope of delivery: Set of bath feet is not supplied as standard.
Requires extended waste/overflow combination.



h = Installation height (min - max)	
Bath	545 - 595
Whirlpool system	585 - 625
Profibox 2.0 without system	585 - 585
Profibox 2.0 incl. System	625 - 625

Article number	Description	Size l x w	Bottom l x w	Depth	Litres incl. 1 pers	Weight (kg)	01, 96	pcs/pal.
UBA 170 LFS 2V-XX	Loop & Friends, Duo, with square inner form	1700 x 750	1200 x 460	440	130	21	779,-	10

Accessories for baths:

Article number	Description	Price
U99740000	Bath feet, plastic, for baths with even bottom, adjustable from 130 à 180 mm	88,-
U90950461	Matching waste/overflow combination, Chrome	202,-
UCCON0475	Pipe interruptor, incl. connections	254,-
U90600361	Multiplex Trio outlet and overflow fitting with water inlet, Chrome	474,-
U90600461	Multiplex Trio outlet and overflow fitting with water inlet with pipe interruptor, incl. tube interruptor, Chrome	772,-
U90170061	Handgrips, 1 pair = 2 grips, Chrome	248,-
U906100XX	Multifunction cushion, foam, 240 x 150 x 50 mm, available in colours Bali, Peru and Anthracite	99,-

Preassembled bath options in combination with:

For order form, see fold-out page on the right-hand side

	only bath	Airpools		Hydropools		Combipools		Special Combipools	
		AE	AC	HE	HC	CE	CC	IP	AP
Profibox 2.0 alcove	881,-	○	○	○	○	○	○	○	○
Profibox 2.0 corner	1.057,-	○	○	○	○	○	○	○	○
TouchLight	827,-	○	○	-	-	-	-	-	-

Whirlpools

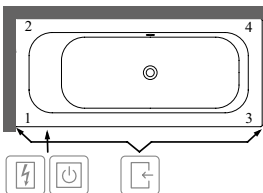
Article number	Description	Airpools		Hydropools		Combipools		Special Combipools	
		AE	AC	HE	HC	CE	CC	IP	AP
U__ 170 LFS 2A ½ V XX	Price of whirlpool system incl. bath	2.819,-	3.291,-	2.922,-	4.562,-	4.049,-	5.689,-	6.714,-	9.994,-
U__ 170 LFS 2B ½ V XX	Price of whirlpool system incl. bath incl. Multiplex Trio	3.293,-	3.765,-	3.396,-	5.036,-	4.523,-	6.163,-	7.188,-	10.468,-

Please replace __ in article number with whirlpool code.

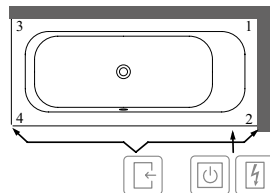
Please replace ½ in article number with desired position of technical equipment (1 = Layout 1, 2 = Layout 2). The back jets are located at the end at which the technical equipment is installed.


For further options use the order form (see right-hand fold-out page)

Technical parts 1



Technical parts 2



-  Accessible via
-  Control box
-  Rim control

This symbol "○" means this option is possible

XX = Colour code to be indicated

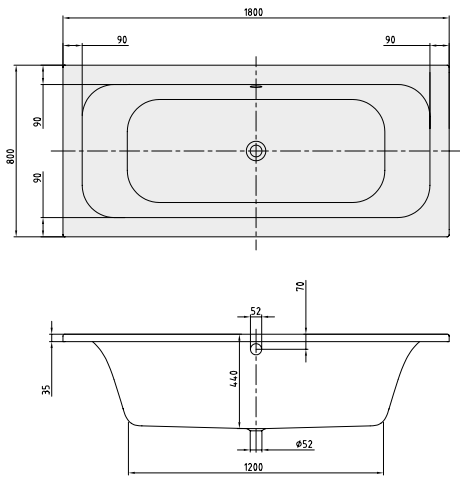
For further information on colours, please see the page at the beginning of this section.

Further information on whirlpool systems please see page 589.

LOOP & FRIENDS SQUARE Duo with square inner form (Rectangular 1800 x 800) Acrylic

€ excl. VAT

Not included in scope of delivery: Set of bath feet is not supplied as standard.
Requires extended waste/overflow combination.



h = Installation height (min - max)	
Bath	545 - 595
Whirlpool system	585 - 625
Profibox 2.0 without system	585 - 585
Profibox 2.0 incl. System	625 - 625

Article number	Description	Size l x w	Bottom l x w	Depth	Litres incl. 1 pers	Weight (kg)	01, 96	pcs/pal.
UBA 180 LFS 2V-XX	Loop & Friends, Duo, with square inner form	1800 x 800	1200 x 480	440	150	23	855,-	10

Accessories for baths:

Article number	Description	Price
U99740000	Bath feet, plastic, for baths with even bottom, adjustable from 130 à 180 mm	88,-
U90950461	Matching waste/overflow combination, Chrome	202,-
UCCON0475	Pipe interruptor, incl. connections	254,-
U90600361	Multiplex Trio outlet and overflow fitting with water inlet, Chrome	474,-
U90600461	Multiplex Trio outlet and overflow fitting with water inlet with pipe interruptor, incl. tube interruptor, Chrome	772,-
U90170061	Handgrips, 1 pair = 2 grips, Chrome	248,-
U906100XX	Multifunction cushion, foam, 240 x 150 x 50 mm, available in colours Bali, Peru and Anthracite	99,-

Preassembled bath options in combination with:

For order form, see fold-out page on the right-hand side	only bath	Airpools		Hydropools		Combipools		Special Combipools	
		AE	AC	HE	HC	CE	CC	IP	AP
Profibox 2.0 alcove	881,-	○	○	○	○	○	○	○	○
Profibox 2.0 corner	1.057,-	○	○	○	○	○	○	○	○
TouchLight	827,-	-	-	-	-	-	-	-	-

Whirlpools

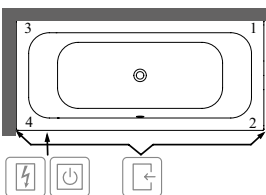
Article number	Description	Airpools		Hydropools		Combipools		Special Combipools	
		AE	AC	HE	HC	CE	CC	IP	AP
U__ 180 LFS 2A ½ V XX	Price of whirlpool system incl. bath	2.895,-	3.367,-	2.998,-	4.638,-	4.125,-	5.765,-	6.790,-	10.070,-
U__ 180 LFS 2B ½ V XX	Price of whirlpool system incl. bath incl. Multiplex Trio	3.369,-	3.841,-	3.472,-	5.112,-	4.599,-	6.239,-	7.264,-	10.544,-

Please replace __ in article number with whirlpool code.

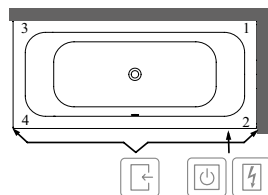
Please replace ½ in article number with desired position of technical equipment (1 = Layout 1, 2 = Layout 2). The back jets are located at the end at which the technical equipment is installed.

For further options use the order form (see right-hand fold-out page)

Technical parts 1



Technical parts 2



-  Accessible via
-  Control box
-  Rim control

This symbol "○" means this option is possible

XX = Colour code to be indicated

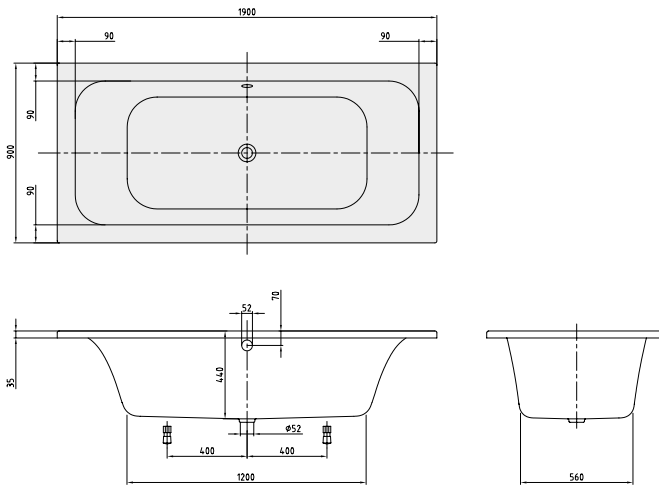
For further information on colours, please see the page at the beginning of this section.

Further information on whirlpool systems please see page 589.

LOOP & FRIENDS SQUARE Duo with square inner form (Rectangular 1900 x 900) Acrylic

€ excl. VAT

Not included in scope of delivery: Set of bath feet is not supplied as standard.
Requires extended waste/overflow combination.



h = Installation height (min - max)	
Bath	545 - 595
Whirlpool system	585 - 625
Profibox 2.0 without system	585 - 585
Profibox 2.0 incl. System	625 - 625

Article number	Description	Size l x w	Bottom l x w	Depth	Litres incl. 1 pers	Weight (kg)	01, 96	pcs/pal.
UBA 199 LFS 2V-XX	Loop & Friends, Duo, with square inner form	1900 x 900	1200 x 560	440	180	25	979,-	10

Accessories for baths:

Article number	Description	Price
U99740000	Bath feet, plastic, for baths with even bottom, adjustable from 130 à 180 mm	88,-
U90950461	Matching waste/overflow combination, Chrome	202,-
UCCON0475	Pipe interruptor, incl. connections	254,-
U90600361	Multiplex Trio outlet and overflow fitting with water inlet, Chrome	474,-
U90600461	Multiplex Trio outlet and overflow fitting with water inlet with pipe interruptor, incl. tube interruptor, Chrome	772,-
U90170061	Handgrips, 1 pair = 2 grips, Chrome	248,-
U906100XX	Multifunction cushion, foam, 240 x 150 x 50 mm, available in colours Bali, Peru and Anthracite	99,-

Preassembled bath options in combination with:

For order form, see fold-out page on the right-hand side	only bath	Airpools		Hydropools		Combipools		Special Combipools	
		AE	AC	HE	HC	CE	CC	IP	AP
Profibox 2.0 alcove	881,-	○	○	○	○	○	○	○	○
Profibox 2.0 corner	1.057,-	○	○	○	○	○	○	○	○
TouchLight	827,-	-	-	-	-	-	-	-	-

Whirlpools

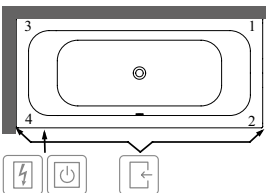
Article number	Description	Airpools		Hydropools		Combipools		Special Combipools	
		AE	AC	HE	HC	CE	CC	IP	AP
U__ 199 LFS 2A ½ V XX	Price of whirlpool system incl. bath	3.019,-	3.491,-	3.122,-	4.762,-	4.249,-	5.889,-	6.914,-	10.194,-
U__ 199 LFS 2B ½ V XX	Price of whirlpool system incl. bath incl. Multiplex Trio	3.493,-	3.965,-	3.596,-	5.236,-	4.723,-	6.363,-	7.388,-	10.668,-

Please replace __ in article number with whirlpool code.

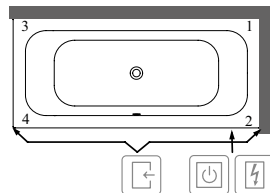
Please replace ½ in article number with desired position of technical equipment (1 = Layout 1, 2 = Layout 2). The back jets are located at the end at which the technical equipment is installed.


For further options use the order form (see right-hand fold-out page)

Technical parts 1



Technical parts 2



-  Accessible via
-  Control box
-  Rim control

This symbol "○" means this option is possible

XX = Colour code to be indicated

For further information on colours, please see the page at the beginning of this section.

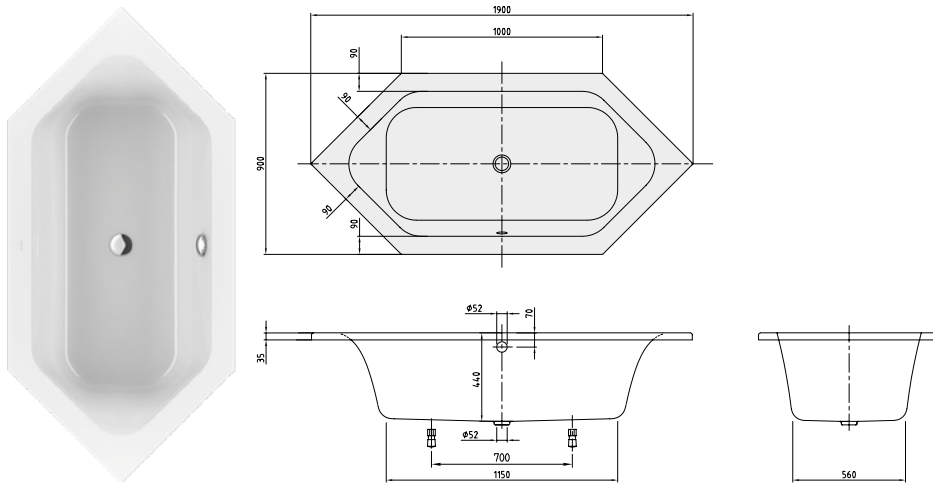
Further information on whirlpool systems please see page 589.

LOOP & FRIENDS SQUARE Duo with square inner form (Hexagonal 1900 x 900) Acrylic

€ excl. VAT

Not included in scope of delivery: Set of bath feet is not supplied as standard.
Requires extended waste/overflow combination.

Technical information: In case of corner installation the diagonal dimension is 1344 mm.



h = Installation height (min - max)	
Bath	545 - 595
Whirlpool system	585 - 625

Article number	Description	Size l x w	Bottom l x w	Depth	Litres incl. 1 pers	Weight (kg)	01, 96	pcs/pal.
UBA 199 LFS 6V-XX	Loop & Friends, Duo, with square inner form	1900 x 900	1150 x 560	440	145	24	1.094,-	15

Accessories for baths:

Article number	Description	Price
U99740000	Bath feet, plastic, for baths with even bottom, adjustable from 130 à 180 mm	88,-
U90950461	Matching waste/overflow combination, Chrome	202,-
UCCON0475	Pipe interruptor, incl. connections	254,-
U90600361	Multiplex Trio outlet and overflow fitting with water inlet, Chrome	474,-
U90600461	Multiplex Trio outlet and overflow fitting with water inlet with pipe interruptor, incl. tube interruptor, Chrome	772,-
U90170061	Handgrips, 1 pair = 2 grips, Chrome	248,-
U906100XX	Multifunction cushion, foam, 240 x 150 x 50 mm, available in colours Bali, Peru and Anthracite	99,-

Preassembled bath options in combination with:

For order form, see fold-out page on the right-hand side	only bath	Airpools		Hydropools		Combipools		Special Combipools	
		AE	AC	HE	HC	CE	CC	IP	AP
TouchLight	827,-	○	-	-	-	-	-	-	-

Whirlpools		Airpools		Hydropools		Combipools		Special Combipools	
Article number	Description	AE	AC	HE	HC	CE	CC	IP	AP
U__ 199 LFS 6A ½ V XX	Price of whirlpool system incl. bath	3.134,-	3.606,-	3.237,-	4.877,-	4.364,-	6.004,-	7.029,-	10.309,-
U__ 199 LFS 6B ½ V XX	Price of whirlpool system incl. bath incl. Multiplex Trio	3.608,-	4.080,-	3.711,-	5.351,-	4.838,-	6.478,-	7.503,-	10.783,-

For the following whirlpool systems the technology protrudes:

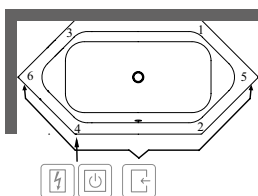
Technical parts 1	Side 3-6	Side 4-6	Side 1-5	Side 2-5
Technical parts 1	-	-	-	-
Technical parts 2	-	-	-	-

Please replace __ in article number with whirlpool code.

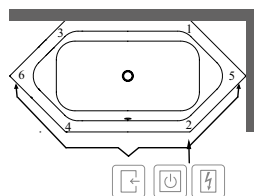
Please replace ½ in article number with desired position of technical equipment (1 = Layout 1, 2 = Layout 2). The back jets are located at the end at which the technical equipment is installed.

For further options use the order form (see right-hand fold-out page)

Technical parts 1



Technical parts 2



- Accessible via
- Control box
- Rim control

This symbol "○" means this option is possible

XX = Colour code to be indicated

For further information on colours, please see the page at the beginning of this section.

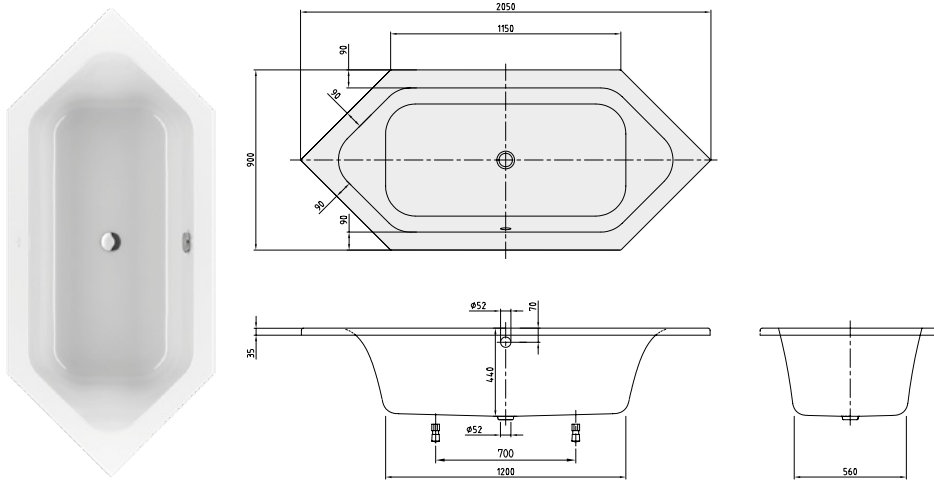
Further information on whirlpool systems please see page 589.

BATH TUBS

LOOP & FRIENDS SQUARE Duo with square inner form (Hexagonal 2050 x 900) Acrylic

€ excl. VAT

Not included in scope of delivery: Set of bath feet is not supplied as standard. Requires extended waste/overflow combination.
Technical information: In case of corner installation the diagonal dimension is 1450 mm.



h = Installation height (min - max)	
Bath	545 - 595
Whirlpool system	585 - 625

Article number	Description	Size l x w	Bottom l x w	Depth	Litres incl. 1 pers	Weight (kg)	01, 96	pcs/pal.
UBA 205 LFS 6V-XX	Loop & Friends, Duo, with square inner form	2050 x 900	1200 x 560	440	180	26	1.243,-	15

Accessories for baths:

Article number	Description	Price
U99740000	Bath feet, plastic, for baths with even bottom, adjustable from 130 à 180 mm	88,-
U90950461	Matching waste/overflow combination, Chrome	202,-
UCCON0475	Pipe interruptor, incl. connections	254,-
U90600361	Multiplex Trio outlet and overflow fitting with water inlet, Chrome	474,-
U90600461	Multiplex Trio outlet and overflow fitting with water inlet with pipe interruptor, incl. tube interruptor, Chrome	772,-
U90170061	Handgrips, 1 pair = 2 grips, Chrome	248,-
U906100XX	Multifunction cushion, foam, 240 x 150 x 50 mm, available in colours Bali, Peru and Anthracite	99,-

Preassembled bath options in combination with:

For order form, see fold-out page on the right-hand side	only bath	Airpools		Hydropools		Combipools		Special Combipools	
		AE	AC	HE	HC	CE	CC	IP	AP
TouchLight	827,-	○	-	-	-	-	-	-	-

Whirlpools		Airpools		Hydropools		Combipools		Special Combipools	
Article number		AE	AC	HE	HC	CE	CC	IP	AP
U__ 205 LFS 6A ½ V XX	Price of whirlpool system incl. bath	3.283,-	3.755,-	3.386,-	5.026,-	4.513,-	6.153,-	7.178,-	10.458,-
U__ 205 LFS 6B ½ V XX	Price of whirlpool system incl. bath incl. Multiplex Trio	3.757,-	4.229,-	3.860,-	5.500,-	4.987,-	6.627,-	7.652,-	10.932,-

For the following whirlpool systems the technology protrudes:

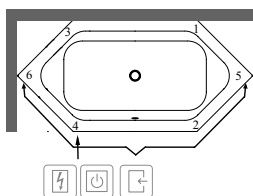
Technical parts 1	Side 3-6	-	-	-	-	-	-	-	+10
	Side 4-6	-	-	-	-	-	-	-	+10
Technical parts 2	Side 1-5	-	-	-	-	-	-	-	+10
	Side 2-5	-	-	-	-	-	-	-	+10

Please replace __ in article number with whirlpool code.

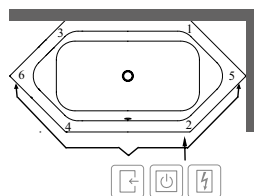
Please replace ½ in article number with desired position of technical equipment (1 = Layout 1, 2 = Layout 2). The back jets are located at the end at which the technical equipment is installed.

For further options use the order form (see right-hand fold-out page)

Technical parts 1



Technical parts 2



- Accessible via
- Control box
- Rim control

This symbol "○" means this option is possible

XX = Colour code to be indicated

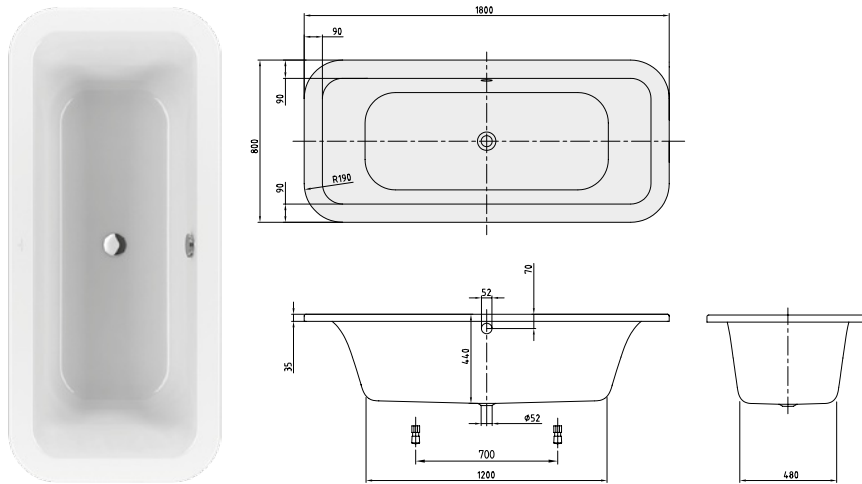
For further information on colours, please see the page at the beginning of this section.

Further information on whirlpool systems please see page 589.

LOOP & FRIENDS SQUARE Duo with square inner form (Oval 1800 x 800) Acrylic

€ excl. VAT

Not included in scope of delivery: Set of bath feet is not supplied as standard.
Requires extended waste/overflow combination.



h = Installation height (min - max)	
Bath	545 - 595
Whirlpool system	585 - 625

Article number	Description	Size l x w	Bottom l x w	Depth	Litres incl. 1 pers	Weight (kg)	01, 96	pcs/pal.
UBA 180 LFS 7V-XX	Loop & Friends, Duo, with square inner form	1800 x 800	1200 x 480	440	150	23	1.183,-	10

Accessories for baths:

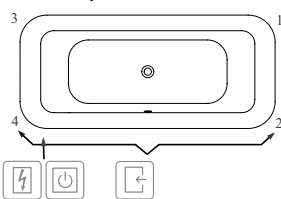
Article number	Description	Price
U99740000	Bath feet, plastic, for baths with even bottom, adjustable from 130 à 180 mm	88,-
U90950461	Matching waste/overflow combination, Chrome	202,-
UCCON0475	Pipe interruptor, incl. connections	254,-
U90600361	Multiplex Trio outlet and overflow fitting with water inlet, Chrome	474,-
U90600461	Multiplex Trio outlet and overflow fitting with water inlet with pipe interruptor, incl. tube interruptor, Chrome	772,-
U90170061	Handgrips, 1 pair = 2 grips, Chrome	248,-
U906100XX	Multifunction cushion, foam, 240 x 150 x 50 mm, available in colours Bali, Peru and Anthracite	99,-

Preassembled bath options in combination with: For order form, see fold-out page on the right-hand side	only bath	Airpools		Hydropools		Combipools		Special Combipools	
		AE	AC	HE	HC	CE	CC	IP	AP
TouchLight	827,-	○	-	-	-	-	-	-	-

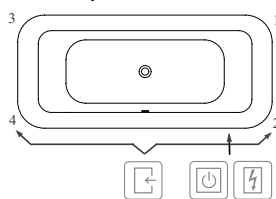
Whirlpools		Airpools		Hydropools		Combipools		Special Combipools	
Article number		AE	AC	HE	HC	CE	CC	IP	AP
U__ 180 LFS 7A ½ V XX	Price of whirlpool system incl. bath	3.223,-	3.695,-	3.326,-	4.966,-	4.453,-	6.093,-	7.118,-	10.398,-
U__ 180 LFS 7B ½ V XX	Price of whirlpool system incl. bath incl. Multiplex Trio	3.697,-	4.169,-	3.800,-	5.440,-	4.927,-	6.567,-	7.592,-	10.872,-



Please replace __ in article number with whirlpool code.
Please replace ½ in article number with desired position of technical equipment (1 = Layout 1, 2 = Layout 2). The back jets are located at the end at which the technical equipment is installed.
For further options use the order form (see right-hand fold-out page)

Technical parts 1



Technical parts 2



-  Accessible via
-  Control box
-  Rim control

This symbol "○" means this option is possible

XX = Colour code to be indicated

For further information on colours, please see the page at the beginning of this section.

Further information on whirlpool systems please see page 589.

LOOP & FRIENDS SQUARE Duo with square outer and inner form (Free-standing 1800 x 800) Acrylic

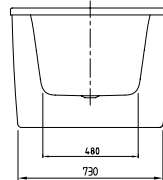
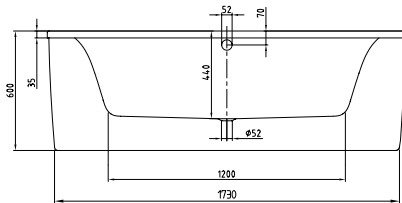
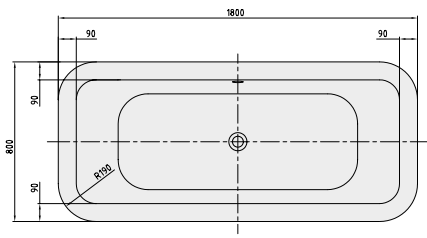
€ excl. VAT

Included in scope of delivery:

Including extended waste/overflow combination (chrome-plated).

Technical information:

Whirlpool systems available on request.



h = Installation height (min - max)	
Bath	565

Article number	Description	Size l x w	Bottom l x w	Depth	Litres incl. 1 pers	Weight (kg)	01, 96	pcs/pal.
UBA 180 LFS 7PDV-XX	Loop & Friends, Duo, free-standing, incl. panel in the same colour as the bath (Acrylic), incl. waste/overflow chrome-plated, with square outer and inner form	1800 x 800	1200 x 480	440	150	43	3.062,-	1

Accessories for baths:

Article number	Description	Price
UCCON0475	Pipe interruptor, incl. connections	254,-
U90600361	Multiplex Trio outlet and overflow fitting with water inlet, Chrome	474,-
U90600461	Multiplex Trio outlet and overflow fitting with water inlet with pipe interrupter, incl. tube interrupter, Chrome	772,-
U90170061	Handgrips, 1 pair = 2 grips, Chrome	248,-
U906100XX	Multifunction cushion, foam, 240 x 150 x 50 mm, available in colours Bali, Peru and Anthracite	99,-

Preassembled bath options in combination with:

For order form, see fold-out page on the right-hand side

	Price
TouchLight	827,-

XX = Colour code to be indicated

For further information on colours, please see the page at the beginning of this section.

Further information on whirlpool systems please see page 589.

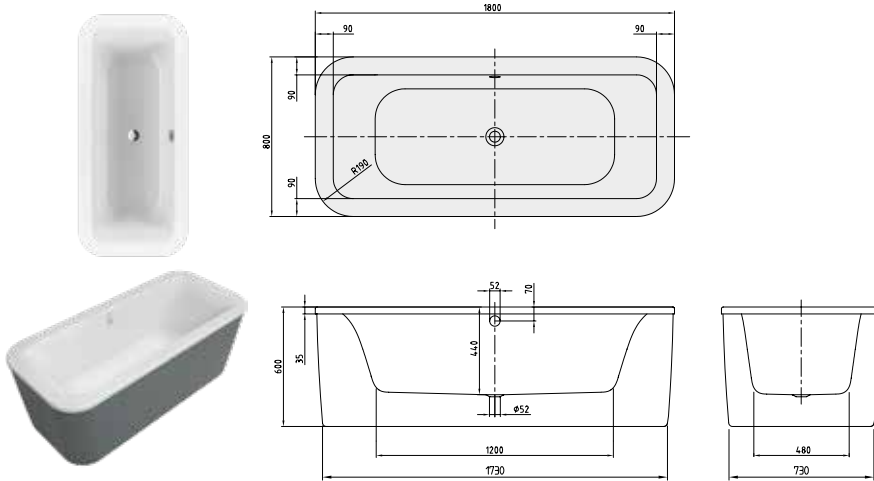
LOOP & FRIENDS SQUARE Duo with square outer and inner form (Free-standing 1800 x 800) Acrylic, Colour on Demand € excl. VAT

Included in scope of delivery:

Including extended waste/overflow combination (chrome-plated).

Technical information:

Whirlpool systems available on request.



h = Installation height (min - max)	
Bath	630 - 680

Article number	Description	Size l x w	Bottom l x w	Depth	Litres incl. 1 pers	Weight (kg)	01, 96	pcs/pal.
UBA 180 LFS 7PDBCX-XX	Loop & Friends, Duo, free-standing, incl. panel in Colour on Demand (Acrylic), incl. waste/overflow chrome-plated, with square outer and inner form	1800 x 800	1200 x 480	440	150	43	3.641,-	1

Accessories for baths:

Article number	Description	Price
UCCON0475	Pipe interruptor, incl. connections	254,-
U90600361	Multiplex Trio outlet and overflow fitting with water inlet, Chrome	474,-
U90600461	Multiplex Trio outlet and overflow fitting with water inlet with pipe interruptor, incl. tube interruptor, Chrome	772,-
U90170061	Handgrips, 1 pair = 2 grips, Chrome	248,-
U906100XX	Multifunction cushion, foam, 240 x 150 x 50 mm, available in colours Bali, Peru and Anthracite	99,-

Preassembled bath options in combination with:

For order form, see fold-out page on the right-hand side

	Price
TouchLight	827,-

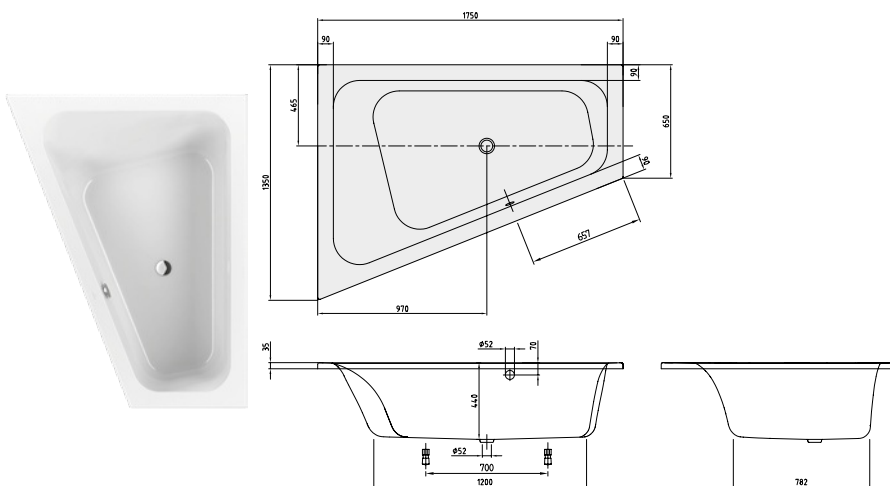
Made-to-order production - Colour on Demand: 3 week delivery period. Please make sure to use the **order form** that you will find immediately after the chapter on baths on page 582-583, so that we can complete the order for you.

XX = Colour code to be indicated
 For further information on colours, please see the page at the beginning of this section.
 Further information on whirlpool systems please see page 589.

LOOP & FRIENDS SQUARE with square inner form (Special shape 1750 x 1350) Acrylic

€ excl. VAT

Not included in scope of delivery: Set of bath feet is not supplied as standard.
Requires extended waste/overflow combination.



h = Installation height (min - max)	
Bath	545 - 595
Whirlpool system	585 - 625

Article number	Description	Size l x w	Bottom l x w	Depth	Litres incl. 1 pers	Weight (kg)	01, 96	pcs/pal.
UBA 175 LFS 9LIV-XX	Loop & Friends, left hand version, with square inner form	1750 x 1350	1200 x 780	440	215	32	1.357,-	8

Accessories for baths:

Article number	Description	Price
U99740000	Bath feet, plastic, for baths with even bottom, adjustable from 130 à 180 mm	88,-
U90950461	Matching waste/overflow combination, Chrome	202,-
UCCON0475	Pipe interrupter, incl. connections	254,-
U90600361	Multiplex Trio outlet and overflow fitting with water inlet, Chrome	474,-
U90600461	Multiplex Trio outlet and overflow fitting with water inlet with pipe interrupter, incl. tube interrupter, Chrome	772,-
U90170061	Handgrips, 1 pair = 2 grips, Chrome	248,-
U906100XX	Multifunction cushion, foam, 240 x 150 x 50 mm, available in colours Bali, Peru and Anthracite	99,-

Preassembled bath options in combination with:

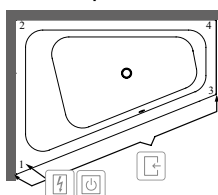
For order form, see fold-out page on the right-hand side	only bath	Airpools		Hydropools		Combipools		Special Combipools	
		AE	AC	HE	HC	CE	CC	IP	AP
TouchLight	827,-	○	-	-	-	-	-	-	-

Whirlpools		Airpools		Hydropools		Combipools		Special Combipools	
Article number	Description	AE	AC	HE	HC	CE	CC	IP	AP
U__ 175 LFS LA 1 V XX	Price of whirlpool system incl. bath	3.397,-	3.869,-	3.500,-	5.140,-	4.627,-	6.267,-	7.292,-	10.572,-
U__ 175 LFS LB 1 V XX	Price of whirlpool system incl. bath incl. Multiplex Trio	3.871,-	4.343,-	3.974,-	5.614,-	5.101,-	6.741,-	7.766,-	11.046,-

Please replace __ in article number with whirlpool code.

For further options use the order form (see right-hand fold-out page)

Technical parts 1



This symbol "○" means this option is possible

XX = Colour code to be indicated

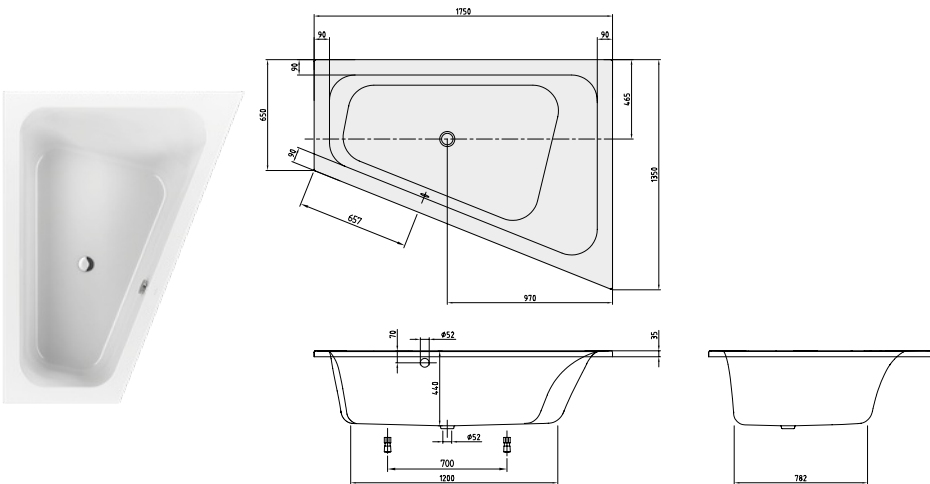
For further information on colours, please see the page at the beginning of this section.

Further information on whirlpool systems please see page 589.

LOOP & FRIENDS SQUARE with square inner form (Special shape 1750 x 1350) Acrylic

€ excl. VAT

Not included in scope of delivery: Set of bath feet is not supplied as standard.
Requires extended waste/overflow combination.



h = Installation height (min - max)	
Bath	545 - 595
Whirlpool system	585 - 625

Article number	Description	Size l x w	Bottom l x w	Depth	Litres incl. 1 pers	Weight (kg)	01, 96	pcs/pal.
UBA 175 LFS 9REV-XX	Loop & Friends, right hand version, with square inner form	1750 x 1350	1200 x 780	440	215	32	1.357,-	8

Accessories for baths:

Article number	Description	Price
U99740000	Bath feet, plastic, for baths with even bottom, adjustable from 130 à 180 mm	88,-
U90950461	Matching waste/overflow combination, Chrome	202,-
UCCON0475	Pipe interruptor, incl. connections	254,-
U90600361	Multiplex Trio outlet and overflow fitting with water inlet, Chrome	474,-
U90600461	Multiplex Trio outlet and overflow fitting with water inlet with pipe interruptor, incl. tube interruptor, Chrome	772,-
U90170061	Handgrips, 1 pair = 2 grips, Chrome	248,-
U906100XX	Multifunction cushion, foam, 240 x 150 x 50 mm, available in colours Bali, Peru and Anthracite	99,-

Preassembled bath options in combination with:

For order form, see fold-out page on the right-hand side

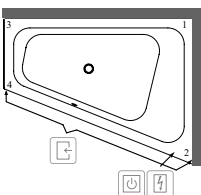
	only bath	Airpools		Hydropools		Combipools		Special Combipools	
		AE	AC	HE	HC	CE	CC	IP	AP
TouchLight	827,-	○	-	-	-	-	-	-	-

Whirlpools		Airpools		Hydropools		Combipools		Special Combipools	
Article number	Description	AE	AC	HE	HC	CE	CC	IP	AP
U__ 175 LFS RA 1 V XX	Price of whirlpool system incl. bath	3.397,-	3.869,-	3.500,-	5.140,-	4.627,-	6.267,-	7.292,-	10.572,-
U__ 175 LFS RB 1 V XX	Price of whirlpool system incl. bath incl. Multiplex Trio	3.871,-	4.343,-	3.974,-	5.614,-	5.101,-	6.741,-	7.766,-	11.046,-

Please replace __ in article number with whirlpool code.

For further options use the order form (see right-hand fold-out page)

Technical parts 1



This symbol "○" means this option is possible

XX = Colour code to be indicated

For further information on colours, please see the page at the beginning of this section.

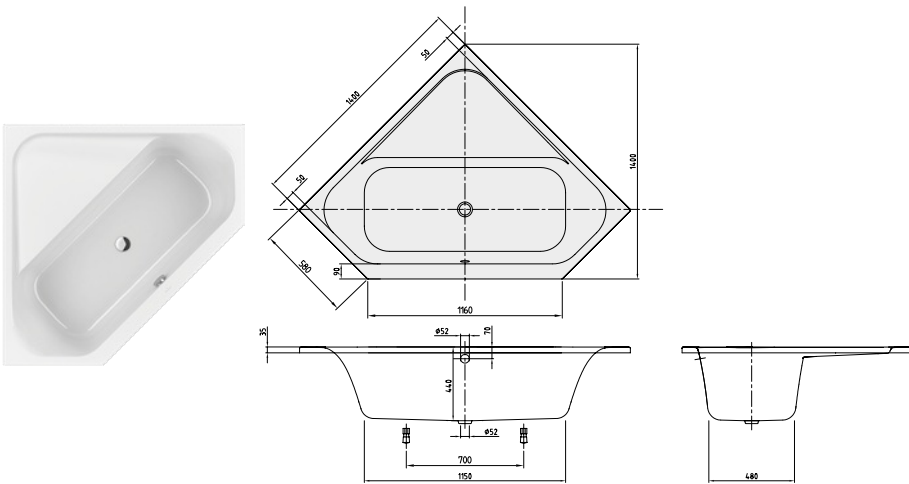
Further information on whirlpool systems please see page 589.

BATH TUBS

LOOP & FRIENDS SQUARE Duo with square inner form (Corner 1400 x 1400) Acrylic

€ excl. VAT

Not included in scope of delivery: Set of bath feet is not supplied as standard.
Requires extended waste/overflow combination.



h = Installation height (min - max)	
Bath	545 - 595
Whirlpool system	585 - 625

Article number	Description	Size l x w	Bottom l x w	Depth	Litres incl. 1 pers	Weight (kg)	01, 96	pcs/pal.
UBA 140 LFS 3V-XX	Loop & Friends, Duo, with square inner form	1400 x 1400	1150 x 480	440	160	26	1.267,-	8

Accessories for baths:

Article number	Description	Price
U99740000	Bath feet, plastic, for baths with even bottom, adjustable from 130 à 180 mm	88,-
U90950461	Matching waste/overflow combination, Chrome	202,-
UCCON0475	Pipe interruptor, incl. connections	254,-
U90600361	Multiplex Trio outlet and overflow fitting with water inlet, Chrome	474,-
U90600461	Multiplex Trio outlet and overflow fitting with water inlet with pipe interruptor, incl. tube interruptor, Chrome	772,-
U90170061	Handgrips, 1 pair = 2 grips, Chrome	248,-
U906100XX	Multifunction cushion, foam, 240 x 150 x 50 mm, available in colours Bali, Peru and Anthracite	99,-

Preassembled bath options in combination with:

For order form, see fold-out page on the right-hand side

	only bath	Airpools		Hydropools		Combipools		Special Combipools	
		AE	AC	HE	HC	CE	CC	IP	AP
TouchLight	827,-	○	-	-	-	-	-	-	-

Whirlpools		Airpools		Hydropools		Combipools		Special Combipools	
Article number		AE	AC	HE	HC	CE	CC	IP	AP
U__ 140 LFS 3A ½ V XX	Price of whirlpool system incl. bath	3.307,-	3.779,-	3.410,-	5.050,-	4.537,-	6.177,-	7.202,-	10.482,-
U__ 140 LFS 3B ½ V XX	Price of whirlpool system incl. bath incl. Multiplex Trio	3.781,-	4.253,-	3.884,-	5.524,-	5.011,-	6.651,-	7.676,-	10.956,-

For the following whirlpool systems the technology protrudes:

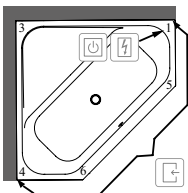
Technical parts	Side	AE	AC	HE	HC	CE	CC	IP	AP
Technical parts 1	Side 1-3	-	-	-	-	-	-	-	+30
	Side 1-5	-	-	-	-	-	-	-	+30
Technical parts 2	Side 3-4	-	-	-	-	-	-	-	+30
	Side 4-6	-	-	-	-	-	-	-	+30

Please replace __ in article number with whirlpool code.

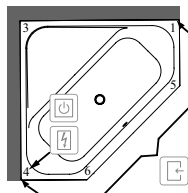
Please replace ½ in article number with desired position of technical equipment (1 = Layout 1, 2 = Layout 2). The back jets are located at the end at which the technical equipment is installed.


For further options use the order form (see right-hand fold-out page)

Technical parts 1



Technical parts 2



-  Accessible via
-  Control box
-  Rim control

This symbol "○" means this option is possible

XX = Colour code to be indicated

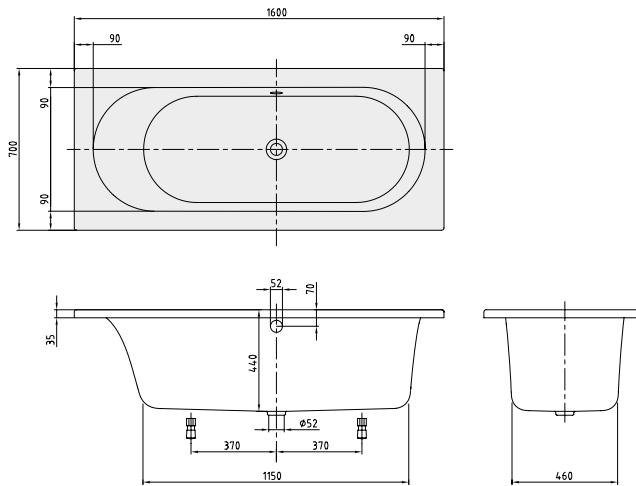
For further information on colours, please see the page at the beginning of this section.

Further information on whirlpool systems please see page 589.

LOOP & FRIENDS OVAL Duo with oval inner form (Rectangular 1600 x 700) Acrylic

€ excl. VAT

Not included in scope of delivery: Set of bath feet is not supplied as standard.
Requires extended waste/overflow combination.



h = Installation height (min - max)	
Bath	545 - 595
Whirlpool system	585 - 625
Profibox 2.0 without system	585 - 585
Profibox 2.0 incl. System	625 - 625

Article number	Description	Size l x w	Bottom l x w	Depth	Litres incl. 1 pers	Weight (kg)	01, 96	pcs/pal.
UBA 167 LFO 2V-XX	Loop & Friends, Duo, with oval inner form	1600 x 700	1150 x 460	440	100	19	779,-	10

Accessories for baths:

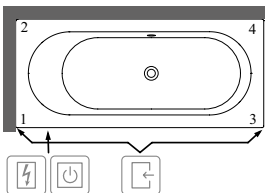
Article number	Description	Price
U99740000	Bath feet, plastic, for baths with even bottom, adjustable from 130 à 180 mm	88,-
U90950461	Matching waste/overflow combination, Chrome	202,-
UCCON0475	Pipe interruptor, incl. connections	254,-
U90600361	Multiplex Trio outlet and overflow fitting with water inlet, Chrome	474,-
U90600461	Multiplex Trio outlet and overflow fitting with water inlet with pipe interruptor, incl. tube interruptor, Chrome	772,-
U90170061	Handgrips, 1 pair = 2 grips, Chrome	248,-
U906100XX	Multifunction cushion, foam, 240 x 150 x 50 mm, available in colours Bali, Peru and Anthracite	99,-

Preassembled bath options in combination with: For order form, see fold-out page on the right-hand side	only bath	Airpools		Hydropools		Combipools		Special Combipools	
		AE	AC	HE	HC	CE	CC	IP	AP
Profibox 2.0 alcove	881,-	○	○	○	○	○	○	○	○
Profibox 2.0 corner	1.057,-	○	○	○	○	○	○	○	○
TouchLight	827,-	○	○	-	-	-	-	-	-

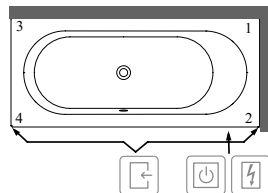
Whirlpools	Article number	Description	Airpools		Hydropools		Combipools		Special Combipools	
			AE	AC	HE	HC	CE	CC	IP	AP
	U__ 167 LFO 2A ½ V XX	Price of whirlpool system incl. bath	2.819,-	3.291,-	2.922,-	4.562,-	4.049,-	5.689,-	6.714,-	9.994,-
	U__ 167 LFO 2B ½ V XX	Price of whirlpool system incl. bath incl. Multiplex Trio	3.293,-	3.765,-	3.396,-	5.036,-	4.523,-	6.163,-	7.188,-	10.468,-




Please replace __ in article number with whirlpool code.
Please replace ½ in article number with desired position of technical equipment (1 = Layout 1, 2 = Layout 2). The back jets are located at the end at which the technical equipment is installed.
For further options use the order form (see right-hand fold-out page)

Technical parts 1



Technical parts 2



-  Accessible via
-  Control box
-  Rim control

This symbol "○" means this option is possible

XX = Colour code to be indicated

For further information on colours, please see the page at the beginning of this section.

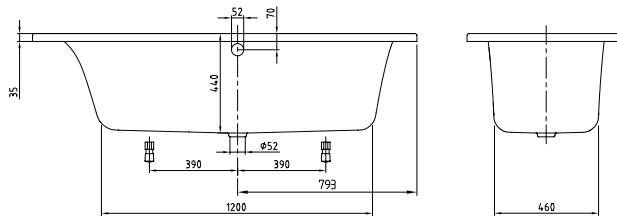
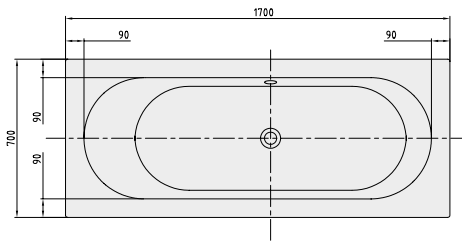
Further information on whirlpool systems please see page 589.

BATH TUBS

LOOP & FRIENDS OVAL Duo with oval inner form (Rectangular 1700 x 700) Acrylic

€ excl. VAT

Not included in scope of delivery: Set of bath feet is not supplied as standard.
Requires extended waste/overflow combination.



h = Installation height (min - max)	
Bath	545 - 595
Whirlpool system	585 - 625
Profibox 2.0 without system	585 - 585
Profibox 2.0 incl. System	625 - 625

Article number	Description	Size l x w	Bottom l x w	Depth	Litres incl. 1 pers	Weight (kg)	01, 96	pcs/pal.
UBA 177 LFO 2V-XX	Loop & Friends, Duo, with oval inner form	1700 x 700	1200 x 460	440	115	21	779,-	10

Accessories for baths:

Article number	Description	Price
U99740000	Bath feet, plastic, for baths with even bottom, adjustable from 130 à 180 mm	88,-
U90950461	Matching waste/overflow combination, Chrome	202,-
UCCON0475	Pipe interruptor, incl. connections	254,-
U90600361	Multiplex Trio outlet and overflow fitting with water inlet, Chrome	474,-
U90600461	Multiplex Trio outlet and overflow fitting with water inlet with pipe interruptor, incl. tube interruptor, Chrome	772,-
U90170061	Handgrips, 1 pair = 2 grips, Chrome	248,-
U906100XX	Multifunction cushion, foam, 240 x 150 x 50 mm, available in colours Bali, Peru and Anthracite	99,-

Preassembled bath options in combination with:

For order form, see fold-out page on the right-hand side	only bath	Airpools		Hydropools		Combipools		Special Combipools	
		AE	AC	HE	HC	CE	CC	IP	AP
Profibox 2.0 alcove	881,-	○	○	○	○	○	○	○	○
Profibox 2.0 corner	1.057,-	○	○	○	○	○	○	○	○
TouchLight	827,-	○	-	-	-	-	-	-	-

Whirlpools

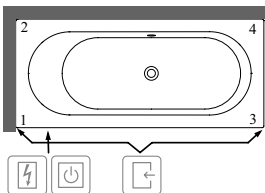
Article number	Description	Airpools		Hydropools		Combipools		Special Combipools	
		AE	AC	HE	HC	CE	CC	IP	AP
U__ 177 LFO 2A ½ V XX	Price of whirlpool system incl. bath	2.819,-	3.291,-	2.922,-	4.562,-	4.049,-	5.689,-	6.714,-	9.994,-
U__ 177 LFO 2B ½ V XX	Price of whirlpool system incl. bath incl. Multiplex Trio	3.293,-	3.765,-	3.396,-	5.036,-	4.523,-	6.163,-	7.188,-	10.468,-

Please replace __ in article number with whirlpool code.

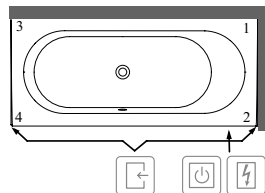
Please replace ½ in article number with desired position of technical equipment (1 = Layout 1, 2 = Layout 2). The back jets are located at the end at which the technical equipment is installed.

For further options use the order form (see right-hand fold-out page)

Technical parts 1



Technical parts 2



-  Accessible via
-  Control box
-  Rim control

This symbol "○" means this option is possible

XX = Colour code to be indicated

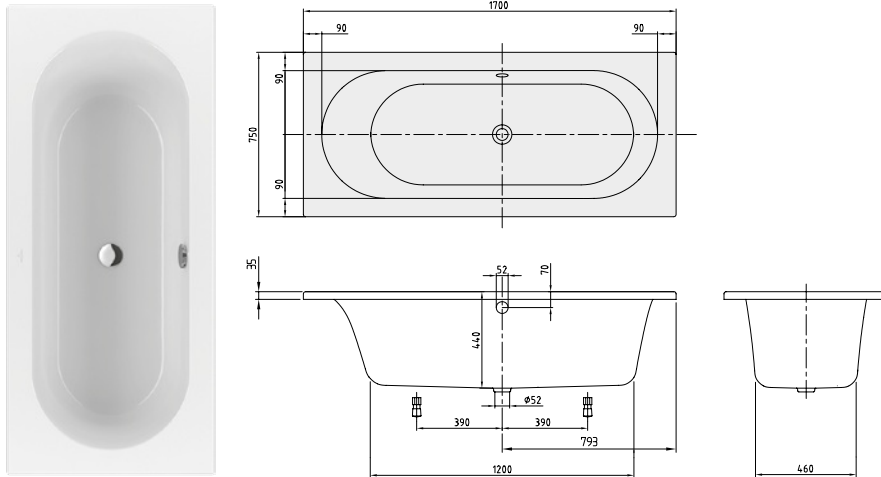
For further information on colours, please see the page at the beginning of this section.

Further information on whirlpool systems please see page 589.

LOOP & FRIENDS OVAL Duo with oval inner form (Rectangular 1700 x 750) Acrylic

€ excl. VAT

Not included in scope of delivery: Set of bath feet is not supplied as standard.
Requires extended waste/overflow combination.



h = Installation height (min - max)	
Bath	545 - 595
Whirlpool system	585 - 625
Profibox 2.0 without system	585 - 585
Profibox 2.0 incl. System	625 - 625

Article number	Description	Size l x w	Bottom l x w	Depth	Litres incl. 1 pers	Weight (kg)	01, 96	pcs/pal.
UBA 170 LFO 2V-XX	Loop & Friends, Duo, with oval inner form	1700 x 750	1200 x 460	440	120	21	779,-	10

Accessories for baths:

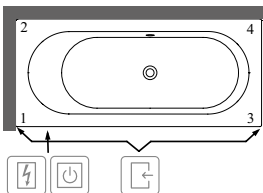
Article number	Description	Price
U99740000	Bath feet, plastic, for baths with even bottom, adjustable from 130 à 180 mm	88,-
U90950461	Matching waste/overflow combination, Chrome	202,-
UCCON0475	Pipe interruptor, incl. connections	254,-
U90600361	Multiplex Trio outlet and overflow fitting with water inlet, Chrome	474,-
U90600461	Multiplex Trio outlet and overflow fitting with water inlet with pipe interruptor, incl. tube interruptor, Chrome	772,-
U90170061	Handgrips, 1 pair = 2 grips, Chrome	248,-
U906100XX	Multifunction cushion, foam, 240 x 150 x 50 mm, available in colours Bali, Peru and Anthracite	99,-

Preassembled bath options in combination with: For order form, see fold-out page on the right-hand side	only bath	Airpools		Hydropools		Combipools		Special Combipools	
		AE	AC	HE	HC	CE	CC	IP	AP
Profibox 2.0 alcove	881,-	○	○	○	○	○	○	○	○
Profibox 2.0 corner	1.057,-	○	○	○	○	○	○	○	○
TouchLight	827,-	○	○	-	-	-	-	-	-

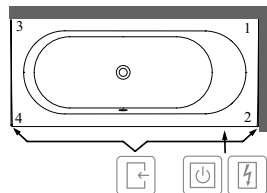
Whirlpools	Article number	Description	Airpools		Hydropools		Combipools		Special Combipools	
			AE	AC	HE	HC	CE	CC	IP	AP
	U__ 170 LFO 2A ½ V XX	Price of whirlpool system incl. bath	2.819,-	3.291,-	2.922,-	4.562,-	4.049,-	5.689,-	6.714,-	9.994,-
	U__ 170 LFO 2B ½ V XX	Price of whirlpool system incl. bath incl. Multiplex Trio	3.293,-	3.765,-	3.396,-	5.036,-	4.523,-	6.163,-	7.188,-	10.468,-

Please replace __ in article number with whirlpool code.
Please replace ½ in article number with desired position of technical equipment (1 = Layout 1, 2 = Layout 2). The back jets are located at the end at which the technical equipment is installed.
For further options use the order form (see right-hand fold-out page)

Technical parts 1



Technical parts 2



-  Accessible via
-  Control box
-  Rim control

This symbol "○" means this option is possible

XX = Colour code to be indicated

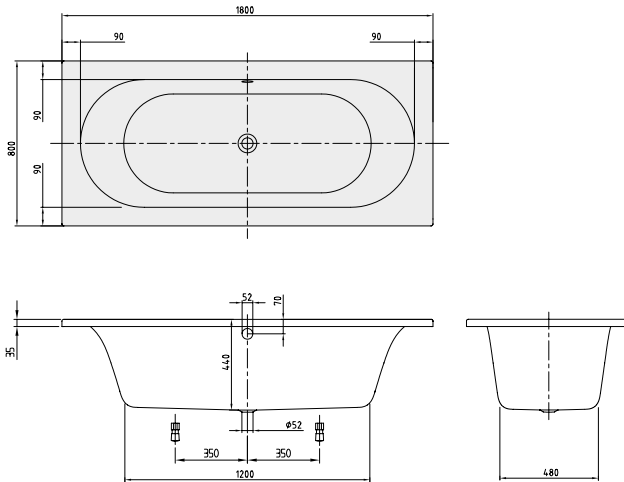
For further information on colours, please see the page at the beginning of this section.

Further information on whirlpool systems please see page 589.

LOOP & FRIENDS OVAL Duo with oval inner form (Rectangular 1800 x 800) Acrylic

€ excl. VAT

Not included in scope of delivery: Set of bath feet is not supplied as standard.
Requires extended waste/overflow combination.



h = Installation height (min - max)	
Bath	545 - 595
Whirlpool system	585 - 625
Profibox 2.0 without system	585 - 585
Profibox 2.0 incl. System	625 - 625

Article number	Description	Size l x w	Bottom l x w	Depth	Litres incl. 1 pers	Weight (kg)	01, 96	pcs/pal.
UBA 180 LFO 2V-XX	Loop & Friends, Duo, with oval inner form	1800 x 800	1200 x 480	440	135	23	855,-	10

Accessories for baths:

Article number	Description	Price
U99740000	Bath feet, plastic, for baths with even bottom, adjustable from 130 à 180 mm	88,-
U90950461	Matching waste/overflow combination, Chrome	202,-
UCCON0475	Pipe interruptor, incl. connections	254,-
U90600361	Multiplex Trio outlet and overflow fitting with water inlet, Chrome	474,-
U90600461	Multiplex Trio outlet and overflow fitting with water inlet with pipe interruptor, incl. tube interruptor, Chrome	772,-
U90170061	Handgrips, 1 pair = 2 grips, Chrome	248,-
U906100XX	Multifunction cushion, foam, 240 x 150 x 50 mm, available in colours Bali, Peru and Anthracite	99,-

Preassembled bath options in combination with:

For order form, see fold-out page on the right-hand side	only bath	Airpools		Hydropools		Combipools		Special Combipools	
		AE	AC	HE	HC	CE	CC	IP	AP
Profibox 2.0 alcove	881,-	○	○	○	○	○	○	○	○
Profibox 2.0 corner	1.057,-	○	○	○	○	○	○	○	○
TouchLight	827,-	○	-	-	-	-	-	-	-

Whirlpools

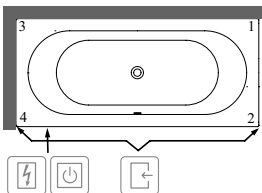
Article number	Description	Airpools		Hydropools		Combipools		Special Combipools	
		AE	AC	HE	HC	CE	CC	IP	AP
U__ 180 LFO 2A ½ V XX	Price of whirlpool system incl. bath	2.895,-	3.367,-	2.998,-	4.638,-	4.125,-	5.765,-	6.790,-	10.070,-
U__ 180 LFO 2B ½ V XX	Price of whirlpool system incl. bath incl. Multiplex Trio	3.369,-	3.841,-	3.472,-	5.112,-	4.599,-	6.239,-	7.264,-	10.544,-

Please replace __ in article number with whirlpool code.

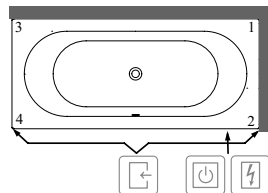
Please replace ½ in article number with desired position of technical equipment (1 = Layout 1, 2 = Layout 2). The back jets are located at the end at which the technical equipment is installed.

For further options use the order form (see right-hand fold-out page)

Technical parts 1



Technical parts 2



-  Accessible via
-  Control box
-  Rim control

This symbol "○" means this option is possible

XX = Colour code to be indicated

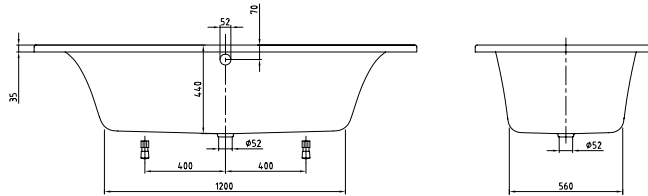
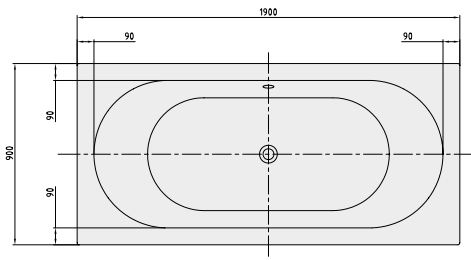
For further information on colours, please see the page at the beginning of this section.

Further information on whirlpool systems please see page 589.

LOOP & FRIENDS OVAL Duo with oval inner form (Rectangular 1900 x 900) Acrylic

€ excl. VAT

Not included in scope of delivery: Set of bath feet is not supplied as standard.
Requires extended waste/overflow combination.



h = Installation height (min - max)	
Bath	545 - 595
Whirlpool system	585 - 625
Profibox 2.0 without system	585 - 585
Profibox 2.0 incl. System	625 - 625

Article number	Description	Size l x w	Bottom l x w	Depth	Litres incl. 1 pers	Weight (kg)	01, 96	pcs/pal.
UBA 199 LFO 2V-XX	Loop & Friends, Duo, with oval inner form	1900 x 900	1200 x 560	440	165	25	979,-	10

Accessories for baths:

Article number	Description	Price
U99740000	Bath feet, plastic, for baths with even bottom, adjustable from 130 à 180 mm	88,-
U90950461	Matching waste/overflow combination, Chrome	202,-
UCCON0475	Pipe interruptor, incl. connections	254,-
U90600361	Multiplex Trio outlet and overflow fitting with water inlet, Chrome	474,-
U90600461	Multiplex Trio outlet and overflow fitting with water inlet with pipe interruptor, incl. tube interruptor, Chrome	772,-
U90170061	Handgrips, 1 pair = 2 grips, Chrome	248,-
U906100XX	Multifunction cushion, foam, 240 x 150 x 50 mm, available in colours Bali, Peru and Anthracite	99,-

Preassembled bath options in combination with:

For order form, see fold-out page on the right-hand side	only bath	Airpools		Hydropools		Combipools		Special Combipools	
		AE	AC	HE	HC	CE	CC	IP	AP
Profibox 2.0 alcove	881,-	○	○	○	○	○	○	○	○
Profibox 2.0 corner	1.057,-	○	○	○	○	○	○	○	○
TouchLight	827,-	○	○	-	-	-	-	-	-

Whirlpools

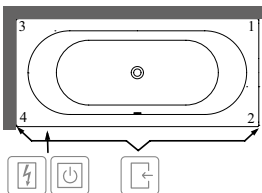
Article number	Description	Airpools		Hydropools		Combipools		Special Combipools	
		AE	AC	HE	HC	CE	CC	IP	AP
U__ 199 LFO 2A ½ V XX	Price of whirlpool system incl. bath	3.019,-	3.491,-	3.122,-	4.762,-	4.249,-	5.889,-	6.914,-	10.194,-
U__ 199 LFO 2B ½ V XX	Price of whirlpool system incl. bath incl. Multiplex Trio	3.493,-	3.965,-	3.596,-	5.236,-	4.723,-	6.363,-	7.388,-	10.668,-

Please replace __ in article number with whirlpool code.

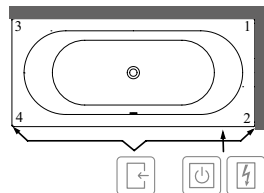
Please replace ½ in article number with desired position of technical equipment (1 = Layout 1, 2 = Layout 2). The back jets are located at the end at which the technical equipment is installed.

For further options use the order form (see right-hand fold-out page)

Technical parts 1



Technical parts 2



-  Accessible via
-  Control box
-  Rim control

This symbol "○" means this option is possible

XX = Colour code to be indicated

For further information on colours, please see the page at the beginning of this section.

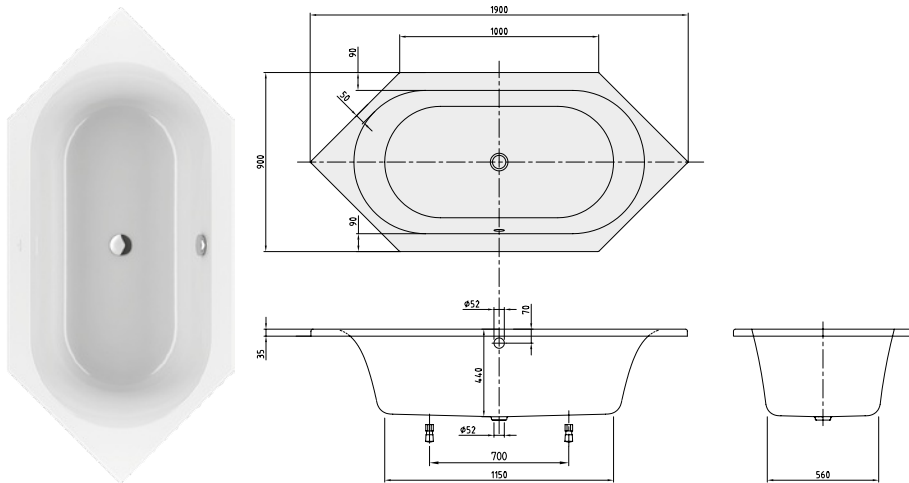
Further information on whirlpool systems please see page 589.

BATH TUBS

LOOP & FRIENDS OVAL Duo with oval inner form (Hexagonal 1900 x 900) Acrylic

€ excl. VAT

Not included in scope of delivery: Set of bath feet is not supplied as standard. Requires extended waste/overflow combination.
Technical information: In case of corner installation the diagonal dimension is 1344 mm.



h = Installation height (min - max)	
Bath	545 - 595
Whirlpool system	585 - 625

Article number	Description	Size l x w	Bottom l x w	Depth	Litres incl. 1 pers	Weight (kg)	01, 96	pcs/ pal.
UBA 199 LFO 6V-XX	Loop & Friends, Duo, with oval inner form	1900 x 900	1150 x 560	440	135	24	1.094,-	15

Accessories for baths:

Article number	Description	Price
U99740000	Bath feet, plastic, for baths with even bottom, adjustable from 130 à 180 mm	88,-
U90950461	Matching waste/overflow combination, Chrome	202,-
UCCON0475	Pipe interruptor, incl. connections	254,-
U90600361	Multiplex Trio outlet and overflow fitting with water inlet, Chrome	474,-
U90600461	Multiplex Trio outlet and overflow fitting with water inlet with pipe interruptor, incl. tube interruptor, Chrome	772,-
U90170061	Handgrips, 1 pair = 2 grips, Chrome	248,-
U906100XX	Multifunction cushion, foam, 240 x 150 x 50 mm, available in colours Bali, Peru and Anthracite	99,-

Preassembled bath options in combination with:		Airpools		Hydropools		Combipools		Special Combipools	
For order form, see fold-out page on the right-hand side		AE	AC	HE	HC	CE	CC	IP	AP
TouchLight	827,-	-	-	-	-	-	-	-	-

Whirlpools		Airpools		Hydropools		Combipools		Special Combipools	
Article number	Description	AE	AC	HE	HC	CE	CC	IP	AP
U__ 199 LFO 6A ½ V XX	Price of whirlpool system incl. bath	3.134,-	3.606,-	3.237,-	4.877,-	4.364,-	6.004,-	7.029,-	10.309,-
U__ 199 LFO 6B ½ V XX	Price of whirlpool system incl. bath incl. Multiplex Trio	3.608,-	4.080,-	3.711,-	5.351,-	4.838,-	6.478,-	7.503,-	10.783,-

For the following whirlpool systemes the technology protrudes:

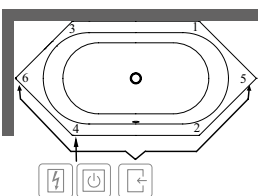
Technical parts 1		Side 3-6	Side 4-6	Side 1-5	Side 2-5
Technical parts 1	Side 3-6	-	-	-	-
Technical parts 2	Side 4-6	-	-	-	-
Technical parts 2	Side 1-5	-	-	-	-
Technical parts 2	Side 2-5	-	-	-	-

Please replace __ in article number with whirlpool code.

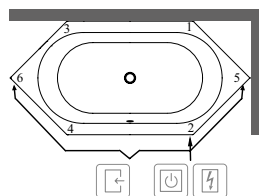
Please replace ½ in article number with desired position of technical equipment (1 = Layout 1, 2 = Layout 2). The back jets are located at the end at which the technical equipment is installed.

For further options use the order form (see right-hand fold-out page)

Technical parts 1



Technical parts 2



- Accessible via
- Control box
- Rim control

This symbol "O" means this option is possible

XX = Colour code to be indicated

For further information on colours, please see the page at the beginning of this section.

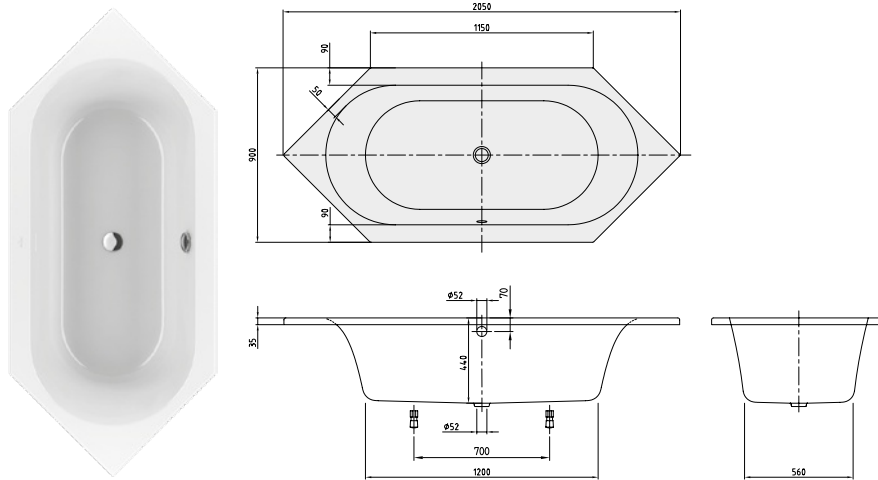
Further information on whirlpool systems please see page 589.

LOOP & FRIENDS OVAL Duo with oval inner form (Hexagonal 2050 x 900) Acrylic

€ excl. VAT

Not included in scope of delivery: Set of bath feet is not supplied as standard.
Requires extended waste/overflow combination.

Technical information: In case of corner installation the diagonal dimension is 1450 mm.



h = Installation height (min - max)	
Bath	545 - 595
Whirlpool system	585 - 625

Article number	Description	Size l x w	Bottom l x w	Depth	Litres incl. 1 pers	Weight (kg)	01, 96	pcs/ pal.
UBA 205 LFO 6V-XX	Loop & Friends, Duo, with oval inner form	2050 x 900	1200 x 560	440	150	26	1.243,-	15

Accessories for baths:

Article number	Description	Price
U99740000	Bath feet, plastic, for baths with even bottom, adjustable from 130 à 180 mm	88,-
U90950461	Matching waste/overflow combination, Chrome	202,-
UCCON0475	Pipe interruptor, incl. connections	254,-
U90600361	Multiplex Trio outlet and overflow fitting with water inlet, Chrome	474,-
U90600461	Multiplex Trio outlet and overflow fitting with water inlet with pipe interruptor, incl. tube interruptor, Chrome	772,-
U90170061	Handgrips, 1 pair = 2 grips, Chrome	248,-
U906100XX	Multifunction cushion, foam, 240 x 150 x 50 mm, available in colours Bali, Peru and Anthracite	99,-

Preassembled bath options in combination with:

For order form, see fold-out page on the right-hand side	only bath	Airpools		Hydropools		Combipools		Special Combipools	
		AE	AC	HE	HC	CE	CC	IP	AP
TouchLight	827,-	○	-	-	-	-	-	-	-

Whirlpools		Airpools		Hydropools		Combipools		Special Combipools	
Article number	Description	AE	AC	HE	HC	CE	CC	IP	AP
U__ 205 LFO 6A ½ V XX	Price of whirlpool system incl. bath	3.283,-	3.755,-	3.386,-	5.026,-	4.513,-	6.153,-	7.178,-	10.458,-
U__ 205 LFO 6B ½ V XX	Price of whirlpool system incl. bath incl. Multiplex Trio	3.757,-	4.229,-	3.860,-	5.500,-	4.987,-	6.627,-	7.652,-	10.932,-

For the following whirlpool systems the technology protrudes:

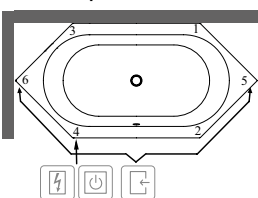
Technical parts 1	Side 3-6	-	-	-	-	-	-	-	+10
	Side 4-6	-	-	-	-	-	-	-	+10
Technical parts 2	Side 1-5	-	-	-	-	-	-	-	+10
	Side 2-5	-	-	-	-	-	-	-	+10

Please replace __ in article number with whirlpool code.

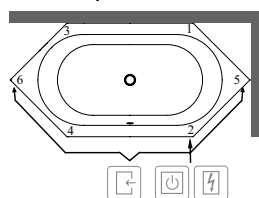
Please replace ½ in article number with desired position of technical equipment (1 = Layout 1, 2 = Layout 2). The back jets are located at the end at which the technical equipment is installed.

For further options use the order form (see right-hand fold-out page)

Technical parts 1



Technical parts 2



-  Accessible via
-  Control box
-  Rim control

This symbol "○" means this option is possible

XX = Colour code to be indicated

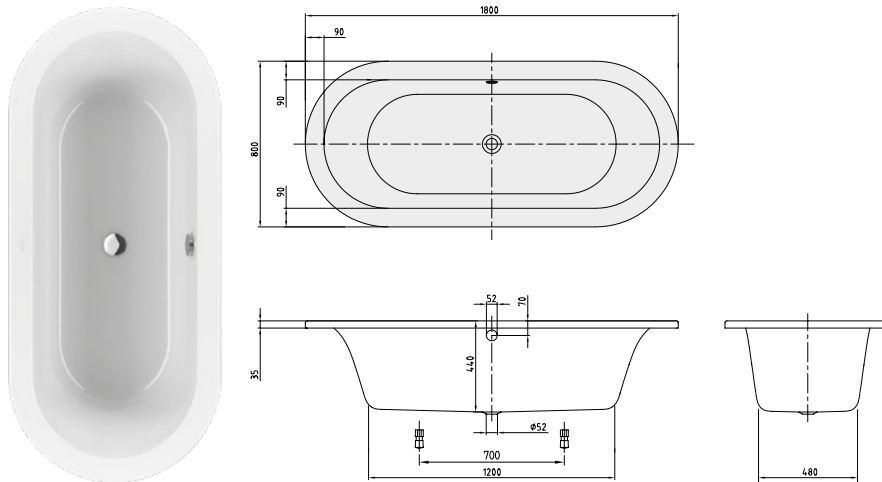
For further information on colours, please see the page at the beginning of this section.

Further information on whirlpool systems please see page 589.

LOOP & FRIENDS OVAL Duo with oval inner form (Oval 1800 x 800) Acrylic

€ excl. VAT

Not included in scope of delivery: Set of bath feet is not supplied as standard.
Requires extended waste/overflow combination.



h = Installation height (min - max)	
Bath	545 - 595
Whirlpool system	585 - 625

Article number	Description	Size l x w	Bottom l x w	Depth	Litres incl. 1 pers	Weight (kg)	01, 96	pcs/pal.
UBA 180 LFO 7V-XX	Loop & Friends, Duo, with oval inner form	1800 x 800	1200 x 480	440	135	23	1.183,-	12

Accessories for baths:

Article number	Description	Price
U99740000	Bath feet, plastic, for baths with even bottom, adjustable from 130 à 180 mm	88,-
U90950461	Matching waste/overflow combination, Chrome	202,-
UCCON0475	Pipe interruptor, incl. connections	254,-
U90600361	Multiplex Trio outlet and overflow fitting with water inlet, Chrome	474,-
U90600461	Multiplex Trio outlet and overflow fitting with water inlet with pipe interruptor, incl. tube interruptor, Chrome	772,-
U90170061	Handgrips, 1 pair = 2 grips, Chrome	248,-
U906100XX	Multifunction cushion, foam, 240 x 150 x 50 mm, available in colours Bali, Peru and Anthracite	99,-

Preassembled bath options in combination with:

For order form, see fold-out page on the right-hand side

	only bath	Airpools		Hydropools		Combipools		Special Combipools	
		AE	AC	HE	HC	CE	CC	IP	AP
TouchLight	827,-	○	-	-	-	-	-	-	-

Whirlpools

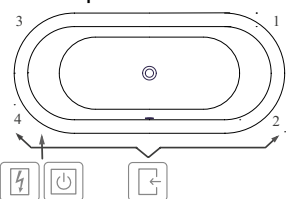
Article number	Description	Airpools		Hydropools		Combipools		Special Combipools	
		AE	AC	HE	HC	CE	CC	IP	AP
U__ 180 LFO 7A ½ V XX	Price of whirlpool system incl. bath	3.223,-	3.695,-	3.326,-	4.966,-	4.453,-	6.093,-	7.118,-	10.398,-
U__ 180 LFO 7B ½ V XX	Price of whirlpool system incl. bath incl. Multiplex Trio	3.697,-	4.169,-	3.800,-	5.440,-	4.927,-	6.567,-	7.592,-	10.872,-

Please replace __ in article number with whirlpool code.

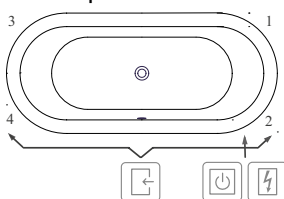
Please replace ½ in article number with desired position of technical equipment (1 = Layout 1, 2 = Layout 2). The back jets are located at the end at which the technical equipment is installed.

For further options use the order form (see right-hand fold-out page)

Technical parts 1



Technical parts 2



- Accessible via
- Control box
- Rim control

This symbol "○" means this option is possible

XX = Colour code to be indicated

For further information on colours, please see the page at the beginning of this section.

Further information on whirlpool systems please see page 589.

LOOP & FRIENDS OVAL Duo With oval outer and inner form (Free-standing 1800 x 800) Acrylic

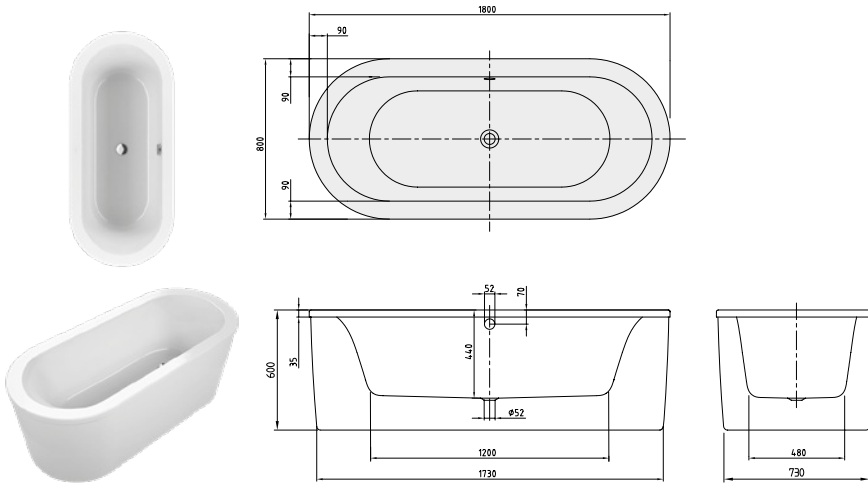
€ excl. VAT

Included in scope of delivery:

Including extended waste/overflow combination (chrome-plated).

Technical information:

Whirlpool systems available on request.



h = Installation height (min - max)	
Bath	600 - 650

Article number	Description	Size l x w	Bottom l x w	Depth	Litres incl. 1 pers	Weight (kg)	01, 96	pcs/pal.
UBA 180 LFO 7PDV-XX	Loop & Friends, Duo, free-standing, incl. panel in the same colour as the bath (Acrylic), incl. waste/overflow chrome-plated, With oval outer and inner form	1800 x 800	1200 x 480	440	135	43	3.062,-	1

Accessories for baths:

Article number	Description	Price
UCCON0475	Pipe interruptor, incl. connections	254,-
U90600361	Multiplex Trio outlet and overflow fitting with water inlet, Chrome	474,-
U90600461	Multiplex Trio outlet and overflow fitting with water inlet with pipe interrupter, incl. tube interrupter, Chrome	772,-
U90170061	Handgrips, 1 pair = 2 grips, Chrome	248,-
U906100XX	Multifunction cushion, foam, 240 x 150 x 50 mm, available in colours Bali, Peru and Anthracite	99,-

Preassembled bath options in combination with:

For order form, see fold-out page on the right-hand side

	Price
TouchLight	827,-

XX = Colour code to be indicated

For further information on colours, please see the page at the beginning of this section.

Further information on whirlpool systems please see page 589.

LOOP & FRIENDS OVAL Duo With oval outer and inner form (Free-standing 1800 x 800) Acrylic, Colour on Demand

€ excl. VAT

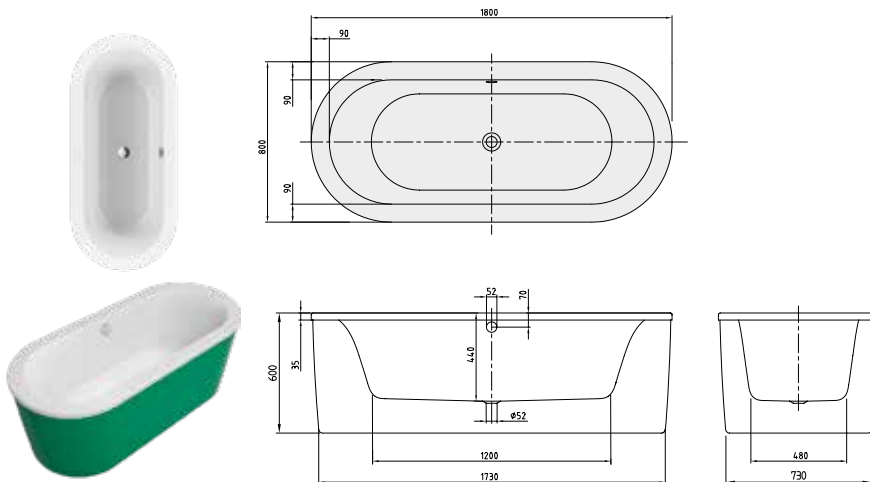
Included in scope of delivery:

Including extended waste/overflow combination (chrome-plated).

Technical information:

Whirlpool systems available on request.

BATHUBS



h = Installation height (min - max)	
Bath	600 - 650

Article number	Description	Size l x w	Bottom l x w	Depth	Litres incl. 1 pers	Weight (kg)	01, 96	pcs/pal.
UBA 180 LFO 7PDBCX-XX	Loop & Friends, Duo, free-standing, incl. panel in Colour on Demand (Acrylic), incl. waste/overflow chrome-plated, With oval outer and inner form	1800 x 800	1200 x 480	440	135	43	3.641,-	1

Accessories for baths:

Article number	Description	Price
UCCON0475	Pipe interruptor, incl. connections	254,-
U90600361	Multiplex Trio outlet and overflow fitting with water inlet, Chrome	474,-
U90600461	Multiplex Trio outlet and overflow fitting with water inlet with pipe interruptor, incl. tube interruptor, Chrome	772,-
U90170061	Handgrips, 1 pair = 2 grips, Chrome	248,-
U906100XX	Multifunction cushion, foam, 240 x 150 x 50 mm, available in colours Bali, Peru and Anthracite	99,-

Preassembled bath options in combination with:

For order form, see fold-out page on the right-hand side

	Price
TouchLight	827,-

Made-to-order production - Colour on Demand: 3 week delivery period. Please make sure to use the **order form** that you will find immediately after the chapter on baths on page 582-583, so that we can complete the order for you.

XX = Colour code to be indicated

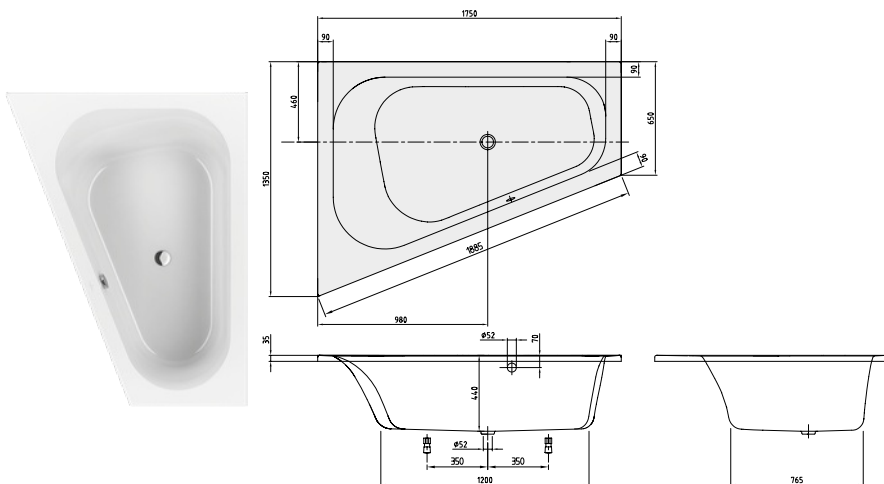
For further information on colours, please see the page at the beginning of this section.

Further information on whirlpool systems please see page 589.

LOOP & FRIENDS OVAL with oval inner form (Special shape 1750 x 1350) Acrylic

€ excl. VAT

Not included in scope of delivery: Set of bath feet is not supplied as standard.
Requires extended waste/overflow combination.



h = Installation height (min - max)	
Bath	545 - 595
Whirlpool system	585 - 625

Article number	Description	Size l x w	Bottom l x w	Depth	Litres incl. 1 pers	Weight (kg)	01, 96	pcs/pal.
UBA 175 LFO 9LIV-XX	Loop & Friends, left hand version, with oval inner form	1750 x 1350	1200 x 765	440	205	32	1.357,-	8

Accessories for baths:

Article number	Description	Price
U99740000	Bath feet, plastic, for baths with even bottom, adjustable from 130 à 180 mm	88,-
U90950461	Matching waste/overflow combination, Chrome	202,-
UCCON0475	Pipe interruptor, incl. connections	254,-
U90600361	Multiplex Trio outlet and overflow fitting with water inlet, Chrome	474,-
U90600461	Multiplex Trio outlet and overflow fitting with water inlet with pipe interruptor, incl. tube interrupter, Chrome	772,-
U90170061	Handgrips, 1 pair = 2 grips, Chrome	248,-
U906100XX	Multifunction cushion, foam, 240 x 150 x 50 mm, available in colours Bali, Peru and Anthracite	99,-

Preassembled bath options in combination with:

For order form, see fold-out page on the right-hand side

	only bath	Airpools		Hydropools		Combipools		Special Combipools	
		AE	AC	HE	HC	CE	CC	IP	AP
TouchLight	827,-	○	-	-	-	-	-	-	-

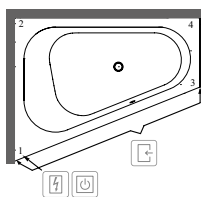
Whirlpools

Article number	Description	Airpools		Hydropools		Combipools		Special Combipools	
		AE	AC	HE	HC	CE	CC	IP	AP
U _ 175 LFO LA 1 V XX	Price of whirlpool system incl. bath	3.397,-	3.869,-	3.500,-	5.140,-	4.627,-	6.267,-	7.292,-	10.572,-
U _ 175 LFO LB 1 V XX	Price of whirlpool system incl. bath incl. Multiplex Trio	3.871,-	4.343,-	3.974,-	5.614,-	5.101,-	6.741,-	7.766,-	11.046,-

Please replace _ _ in article number with whirlpool code.

For further options use the order form (see right-hand fold-out page)

Technical parts 1



This symbol "○" means this option is possible

XX = Colour code to be indicated

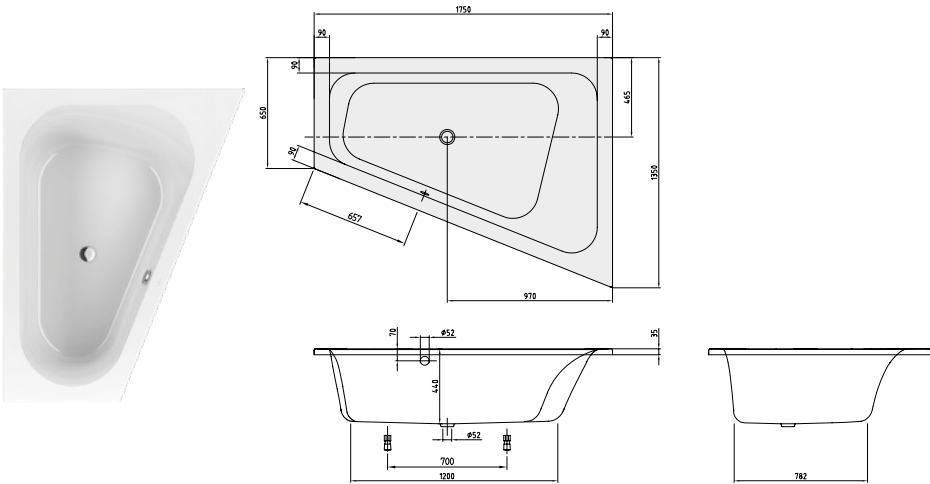
For further information on colours, please see the page at the beginning of this section.

Further information on whirlpool systems please see page 589.

LOOP & FRIENDS OVAL with oval inner form (Special shape 1750 x 1350) Acrylic

€ excl. VAT

Not included in scope of delivery: Set of bath feet is not supplied as standard.
Requires extended waste/overflow combination.



h = Installation height (min - max)	
Bath	545 - 595
Whirlpool system	585 - 625

Article number	Description	Size l x w	Bottom l x w	Depth	Litres incl. 1 pers	Weight (kg)	01, 96	pcs/pal.
UBA 175 LFO 9REV-XX	Loop & Friends, right hand version, with oval inner form	1750 x 1350	1200 x 765	440	205	32	1.357,-	8

Accessories for baths:

Article number	Description	Price
U99740000	Bath feet, plastic, for baths with even bottom, adjustable from 130 à 180 mm	88,-
U90950461	Matching waste/overflow combination, Chrome	202,-
UCCON0475	Pipe interrupter, incl. connections	254,-
U90600361	Multiplex Trio outlet and overflow fitting with water inlet, Chrome	474,-
U90600461	Multiplex Trio outlet and overflow fitting with water inlet with pipe interrupter, incl. tube interrupter, Chrome	772,-
U90170061	Handgrips, 1 pair = 2 grips, Chrome	248,-
U906100XX	Multifunction cushion, foam, 240 x 150 x 50 mm, available in colours Bali, Peru and Anthracite	99,-

Preassembled bath options in combination with:

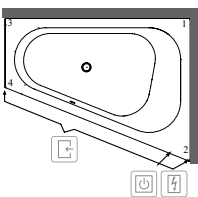
For order form, see fold-out page on the right-hand side	only bath	Airpools		Hydropools		Combipools		Special Combipools	
		AE	AC	HE	HC	CE	CC	IP	AP
TouchLight	827,-	○	-	-	-	-	-	-	-

Whirlpools		Airpools		Hydropools		Combipools		Special Combipools	
Article number	Description	AE	AC	HE	HC	CE	CC	IP	AP
U__ 175 LFO RA 1 V XX	Price of whirlpool system incl. bath	3.397,-	3.869,-	3.500,-	5.140,-	4.627,-	6.267,-	7.292,-	10.572,-
U__ 175 LFO RB 1 V XX	Price of whirlpool system incl. bath incl. Multiplex Trio	3.871,-	4.343,-	3.974,-	5.614,-	5.101,-	6.741,-	7.766,-	11.046,-

Please replace __ in article number with whirlpool code.

For further options use the order form (see right-hand fold-out page)

Technical parts 1



This symbol "○" means this option is possible

XX = Colour code to be indicated

For further information on colours, please see the page at the beginning of this section.

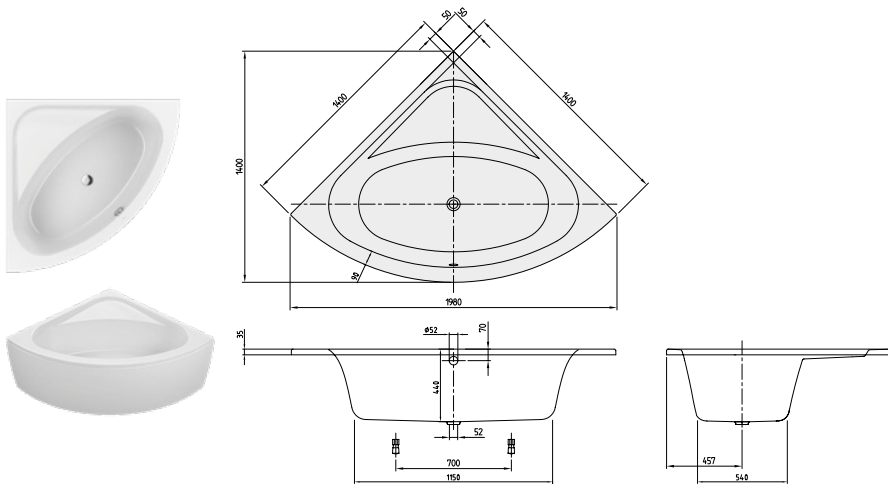
Further information on whirlpool systems please see page 589.

LOOP & FRIENDS OVAL Duo with oval inner form (Corner 1400 x 1400) Acrylic

€ excl. VAT

Not included in scope of delivery:

Set of bath feet is not supplied as standard.
Requires extended waste/overflow combination.
Panel (optionally available, is always pre-installed at the factory). Please note: The panel cannot be retro-fitted.



h = Installation height (min - max)	
Bath	545 - 595
Bath with panel	585 - 685
Whirlpool system	585 - 625

Article number	Description	Size l x w	Bottom l x w	Depth	Litres incl. 1 pers	Weight (kg)	01, 96	pcs/pal.
UBA 140 LFO 3V-XX	Loop & Friends, Duo, with oval inner form	1400 x 1400	1150 x 560	440	145	26	1.267,-	8

Accessories for baths:

Article number	Description	Price
U99740000	Bath feet, plastic, for baths with even bottom, adjustable from 130 à 180 mm	88,-
U90950461	Matching waste/overflow combination, Chrome	202,-
UCCON0475	Pipe interruptor, incl. connections	254,-
U90600361	Multiplex Trio outlet and overflow fitting with water inlet, Chrome	474,-
U90600461	Multiplex Trio outlet and overflow fitting with water inlet with pipe interruptor, incl. tube interruptor, Chrome	772,-
U90170061	Handgrips, 1 pair = 2 grips, Chrome	248,-
U906100XX	Multifunction cushion, foam, 240 x 150 x 50 mm, available in colours Bali, Peru and Anthracite	99,-

Preassembled bath options in combination with:

For order form, see fold-out page on the right-hand side	only bath	Airpools		Hydropools		Combipools		Special Combipools	
		AE	AC	HE	HC	CE	CC	IP	AP
Separate panel	○	○	○	○	○	○	○	○	○
TouchLight	○	-	-	-	-	-	-	-	-

Whirlpools	Article number	Description	Airpools		Hydropools		Combipools		Special Combipools	
			AE	AC	HE	HC	CE	CC	IP	AP
	U__ 140 LFO 3A ½ V XX	Price of whirlpool system incl. bath	3.307,-	3.779,-	3.410,-	5.050,-	4.537,-	6.177,-	7.202,-	10.482,-
	U__ 140 LFO 3B ½ V XX	Price of whirlpool system incl. bath incl. Multiplex Trio	3.781,-	4.253,-	3.884,-	5.524,-	5.011,-	6.651,-	7.676,-	10.956,-

For the following whirlpool systems the technology protrudes:

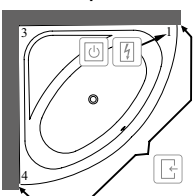
Technical parts 1	Side 1-3	Side 1-4	Side 1-4	Side 3-4
Technical parts 1	-	-	-	-
Technical parts 2	-	-	-	-

Please replace __ in article number with whirlpool code.

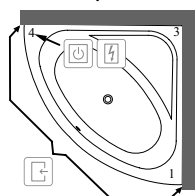
Please replace ½ in article number with desired position of technical equipment (1 = Layout 1, 2 = Layout 2). The back jets are located at the end at which the technical equipment is installed.

For further options use the order form (see right-hand fold-out page)

Technical parts 1



Technical parts 2



- Accessible via
- Control box
- Rim control

This symbol "○" means this option is possible

XX = Colour code to be indicated

For further information on colours, please see the page at the beginning of this section.

Further information on whirlpool systems please see page 589.

MY ART Solo (Rectangular 1700 x 750) Quarryl®

€ excl. VAT

Included in scope of delivery:

Set of bath feet is supplied as standard (self-adhesive), adjustable from 130 à 180 mm.

Not included in scope of delivery:

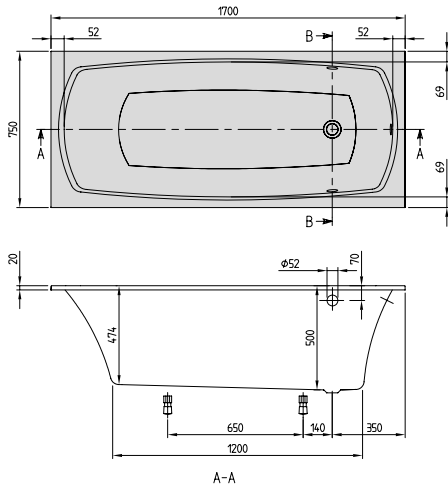
Requires extended waste/overflow combination.

Technical information:

Overflow hole possible in one of 3 different positions. Holesaw (for drilling the overflow hole) included.

Suitable for wall outlet and pillar taps (not possible to install taps in bath rim).

Whirlpool systems available on request.



h = Installation height (min - max)	
Bath	640 - 690

Article number	Description	Size l x w	Bottom l x w	Depth	Litres incl. 1 pers	Weight (kg)	01, 96	pcs/pal.
UBQ 170 MYA 2V-XX	My Art, Solo	1700 x 750	1200 x 440	500	190	47,4	1.173,-	8

Accessories for baths:

Article number	Description	Price
U90950461	Matching waste/overflow combination, Chrome	202,-
UCCON0475	Pipe interruptor, incl. connections	254,-
U90600361	Multiplex Trio outlet and overflow fitting with water inlet, Chrome	474,-
U90600461	Multiplex Trio outlet and overflow fitting with water inlet with pipe interruptor, incl. tube interruptor, Chrome	772,-
U90170061	Handgrips, 1 pair = 2 grips, Chrome	248,-
U906100XX	Multifunction cushion, foam, 240 x 150 x 50 mm, available in colours Bali, Peru and Anthracite	99,-

Preassembled bath options in combination with:

For order form, see fold-out page on the right-hand side

	Price
UNITED free-standing	2.365,-
UNITED corner	1.737,-
TouchLight	827,-

XX = Colour code to be indicated

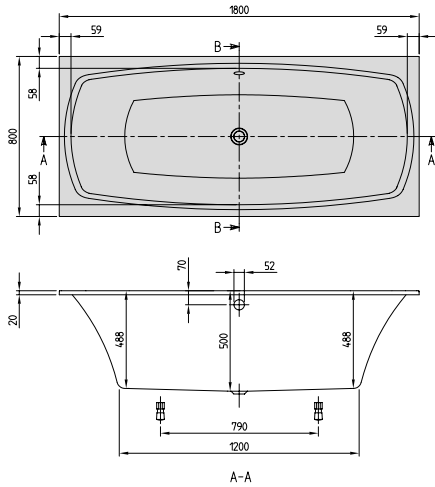
For further information on colours, please see the page at the beginning of this section.

Further information on whirlpool systems please see page 589.

MY ART Duo (Rectangular 1800 x 800) Quarry®

€ excl. VAT

Included in scope of delivery: Set of bath feet is supplied as standard (self-adhesive), adjustable from 130 à 180 mm.
Not included in scope of delivery: Requires extended waste/overflow combination.
Technical information: Suitable for wall outlet and pillar taps (not possible to install taps in bath rim).
Whirlpool systems available on request.



h = Installation height (min - max)	
Bath	640 - 690

Article number	Description	Size l x w	Bottom l x w	Depth	Litres incl. 1 pers	Weight (kg)	01, 96	pcs/pal.
UBQ 180 MYA 2V-XX	My Art, Duo	1800 x 800	1200 x 520	500	210	51	1.319,-	8

Accessories for baths:

Article number	Description	Price
U90950461	Matching waste/overflow combination, Chrome	202,-
UCCON0475	Pipe interruptor, incl. connections	254,-
U90600361	Multiplex Trio outlet and overflow fitting with water inlet, Chrome	474,-
U90600461	Multiplex Trio outlet and overflow fitting with water inlet with pipe interruptor, incl. tube interruptor, Chrome	772,-
U90170061	Handgrips, 1 pair = 2 grips, Chrome	248,-
U906100XX	Multifunction cushion, foam, 240 x 150 x 50 mm, available in colours Bali, Peru and Anthracite	99,-

Preassembled bath options in combination with:

For order form, see fold-out page on the right-hand side

	Price
UNITED free-standing	2.365,-
UNITED corner	1.737,-
TouchLight	827,-

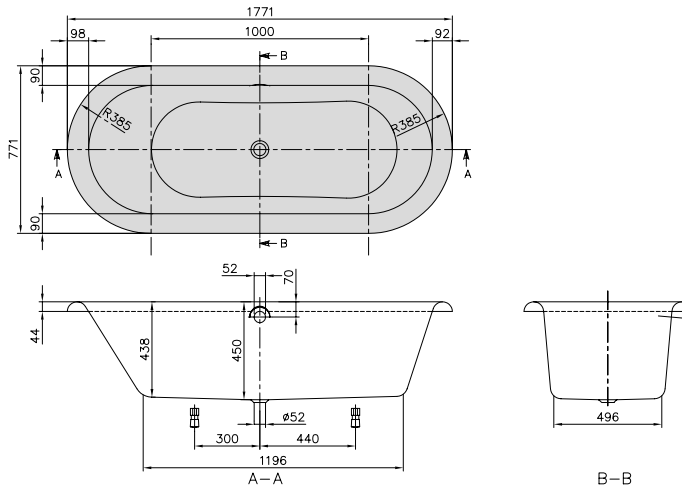
XX = Colour code to be indicated
 For further information on colours, please see the page at the beginning of this section.
 Further information on whirlpool systems please see page 589.

NEXUS Duo (Oval 1771 x 771) Quarryl®

€ excl. VAT

Included in scope of delivery: Set of bath feet is supplied as standard (self-adhesive), adjustable from 130 à 180 mm.
Not included in scope of delivery: Requires extended waste/overflow combination.
Technical information: Built-in height 560 mm, measured from floor to underside of the bathrim.
Whirlpool systems available on request.

BATHUBS



h = Installation height (min - max)	
Bath	560 - 610

Article number	Description	Size l x w	Bottom l x w	Depth	Litres incl. 1 pers	Weight (kg)	01, 96	pcs/pal.
UBQ 180 NEU 7V-XX	Nexus	1771 x 771	1200 x 500	450	160	41,6	2.837,-	8

Accessories for baths:

Article number	Description	Price
U90950461	Matching waste/overflow combination, Chrome	202,-
UCCON0475	Pipe interruptor, incl. connections	254,-
U90600361	Multiplex Trio outlet and overflow fitting with water inlet, Chrome	474,-
U90600461	Multiplex Trio outlet and overflow fitting with water inlet with pipe interruptor, incl. tube interrupter, Chrome	772,-
U90170061	Handgrips, 1 pair = 2 grips, Chrome	248,-
U906100XX	Multifunction cushion, foam, 240 x 150 x 50 mm, available in colours Bali, Peru and Anthracite	99,-

Preassembled bath options in combination with:

For order form, see fold-out page on the right-hand side

TouchLight	Price
	827,-

XX = Colour code to be indicated
 For further information on colours, please see the page at the beginning of this section.
 Further information on whirlpool systems please see page 589.

OBERON Solo (Rectangular 1600 x 750) Quarryl®

€ excl. VAT

Included in scope of delivery:

Set of bath feet is supplied as standard (self-adhesive), adjustable from 130 à 180 mm.

Not included in scope of delivery:

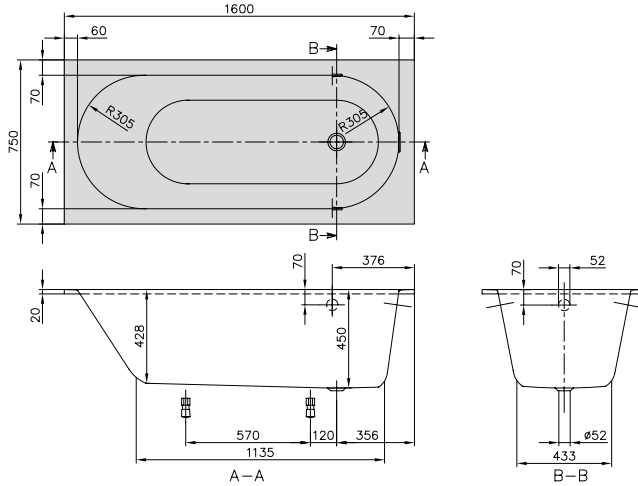
Requires extended waste/overflow combination.

Technical information:

Overflow hole possible in one of 3 different positions. Holesaw (for drilling the overflow hole) included. In combination with a whirlpool, the overflow is mounted on the side where the technical parts are also accessible.
The whirlpool system IP (Special Combipool Invisible) for baths in color RW will be delivered with Stone White colored jets. For all other pools in the color RW, the jets remain in Chrome.

Price for whirlpool system in the colour RW on request.

The delivery time for baths in the colour RW is 4 weeks (made-to-order products)



Quarryl®

BATH TUBS

h = Installation height (min - max)	
Bath	585 - 635
Whirlpool system	610 - 650
Profibox 2.0 without system	585 - 585
Profibox 2.0 incl. System	625 - 625

Article number	Description	Size l x w	Bottom l x w	Depth	Litres incl. 1 pers	Weight (kg)	01, 96	RW	pcs/pal.
UBQ 160 OBE 2V-XX	Oberon	1600 x 750	1140 x 430	450	125	36	1.035,-	1.273,-	8

Accessories for baths:

Article number	Description	Price
U90950461	Matching waste/overflow combination, Chrome	202,-
UCCON0475	Pipe interruptor, incl. connections	254,-
U90600361	Multiplex Trio outlet and overflow fitting with water inlet, Chrome	474,-
U90600461	Multiplex Trio outlet and overflow fitting with water inlet with pipe interruptor, incl. tube interruptor, Chrome	772,-
U90170061	Handgrips, 1 pair = 2 grips, Chrome	248,-
U906100XX	Multifunction cushion, foam, 240 x 150 x 50 mm, available in colours Bali, Peru and Anthracite	99,-

Preassembled bath options in combination with:

For order form, see fold-out page on the right-hand side	only bath	Airpools		Hydropools		Combipools		Special Combipools	
		AE	AC	HE	HC	CE	CC	IP	AP
Profibox 2.0 alcove	881,-	○	○	○	○	○	○	○	-
Profibox 2.0 corner	1.057,-	○	○	○	○	○	○	○	-
TouchLight	827,-	○	-	-	-	-	-	-	-

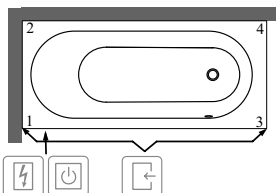
Whirlpools		Airpools		Hydropools		Combipools		Special Combipools	
Article number		AE	AC	HE	HC	CE	CC	IP	AP
U__ 160 OBE 2A ½ V XX	Price of whirlpool system incl. bath	3.075,-	3.547,-	3.178,-	4.818,-	4.305,-	5.945,-	6.970,-	10.250,-
U__ 160 OBE 2B ½ V XX	Price of whirlpool system incl. bath incl. Multiplex Trio	3.549,-	4.021,-	3.652,-	5.292,-	4.779,-	6.419,-	7.444,-	10.724,-

Please replace __ in article number with whirlpool code.

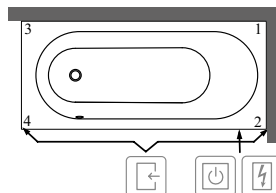
Please replace ½ in article number with desired position of technical equipment (1 = Layout 1, 2 = Layout 2). The back jets are located at the end at which the technical equipment is installed.

For further options use the order form (see right-hand fold-out page)

Technical parts 1



Technical parts 2



- Accessible via
- Control box
- Rim control

This symbol "O" means this option is possible

XX = Colour code to be indicated

For further information on colours, please see the page at the beginning of this section.

Further information on whirlpool systems please see page 589.

OBERON Solo (Rectangular 1700 x 700) Quarryl®

€ excl. VAT

Included in scope of delivery:

Set of bath feet is supplied as standard (self-adhesive), adjustable from 130 à 180 mm.

Not included in scope of delivery:

Requires extended waste/overflow combination.

Technical information:

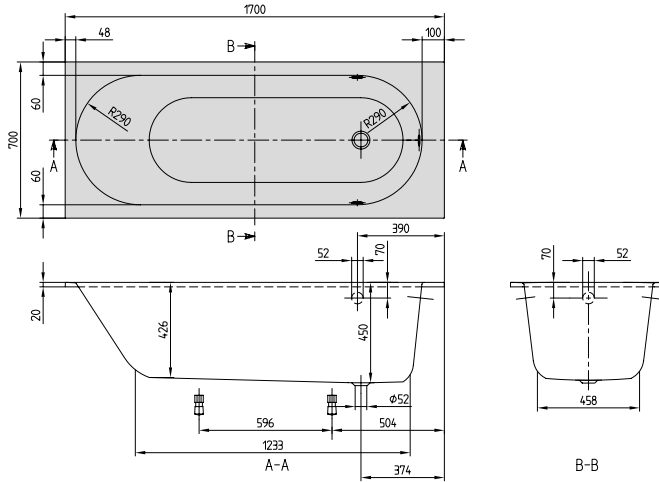
Overflow hole possible in one of 3 different positions. Holesaw (for drilling the overflow hole) included. In combination with a whirlpool, the overflow is mounted on the side where the technical parts are also accessible.

The whirlpool system IP (Special Combipool Invisible) for baths in color RW will be delivered with Stone White colored jets. For all other pools in the color RW, the jets remain in Chrome.

Price for whirlpool system in the colour RW on request.

The delivery time for baths in the colour RW is 4 weeks (made-to-order products)

BATHUBS



Quarryl®

h = Installation height (min - max)	
Bath	585 - 635
Whirlpool system	610 - 650
UNITED without system	610 - 610
UNITED incl. System	610 - 610
Profibox 2.0 without system	585 - 585
Profibox 2.0 incl. System	625 - 625

Article number	Description	Size l x w	Bottom l x w	Depth	Litres incl. 1 pers	Weight (kg)	01, 96	RW	pcs/pal.
UBQ 177 OBE 2V-XX	Oberon	1700 x 700	1230 x 460	450	135	39,8	1.035,-	1.273,-	8

Accessories for baths:

Article number	Description	Price
U90950461	Matching waste/overflow combination, Chrome	202,-
UCCON0475	Pipe interruptor, incl. connections	254,-
U90600361	Multiplex Trio outlet and overflow fitting with water inlet, Chrome	474,-
U90600461	Multiplex Trio outlet and overflow fitting with water inlet with pipe interruptor, incl. tube interruptor, Chrome	772,-
U90170061	Handgrips, 1 pair = 2 grips, Chrome	248,-
U906100XX	Multifunction cushion, foam, 240 x 150 x 50 mm, available in colours Bali, Peru and Anthracite	99,-

Preassembled bath options in combination with:

For order form, see fold-out page on the right-hand side	only bath	Airpools		Hydropools		Combipools		Special Combipools	
		AE	AC	HE	HC	CE	CC	IP	AP
UNITED free-standing	2.365,-	-	-	-	-	-	-	-	-
UNITED corner	1.737,-	o	o	o	o	o	o	-	-
Profibox 2.0 alcove	881,-	o	o	o	o	o	o	-	-
Profibox 2.0 corner	1.057,-	o	o	o	o	o	o	-	-
TouchLight	827,-	o	-	-	-	-	-	-	-

Whirlpools

Article number	Description	Airpools		Hydropools		Combipools		Special Combipools	
		AE	AC	HE	HC	CE	CC	IP	AP
U__ 177 OBE 2A ½ V XX	Price of whirlpool system incl. bath	3.075,-	3.547,-	3.178,-	4.818,-	4.305,-	5.945,-	6.970,-	10.250,-
U__ 177 OBE 2B ½ V XX	Price of whirlpool system incl. bath incl. Multiplex Trio	3.549,-	4.021,-	3.652,-	5.292,-	4.779,-	6.419,-	7.444,-	10.724,-

For the following whirlpool systems the technology protrudes:

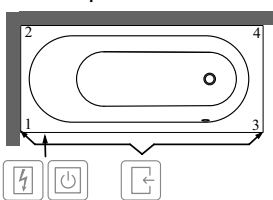
Technical parts	Description	Airpools		Hydropools		Combipools		Special Combipools	
		AE	AC	HE	HC	CE	CC	IP	AP
Technical parts 1	Side 1-3	-	-	-	-	-	-	+15	+30
	Side 2-4	-	-	-	-	-	-	+15	+30
Technical parts 2	Side 1-3	-	-	-	-	-	-	+15	+30
	Side 2-4	-	-	-	-	-	-	+15	+30

Please replace __ in article number with whirlpool code.

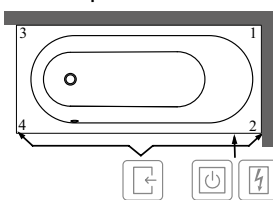
Please replace ½ in article number with desired position of technical equipment (1 = Layout 1, 2 = Layout 2). The back jets are located at the end at which the technical equipment is installed.

For further options use the order form (see right-hand fold-out page)

Technical parts 1



Technical parts 2



- Accessible via
- Control box
- Rim control

This symbol "O" means this option is possible

XX = Colour code to be indicated

For further information on colours, please see the page at the beginning of this section.

Further information on whirlpool systems please see page 589.

OBERON Solo (Rectangular 1700 x 750) Quarryl®

€ excl. VAT

Included in scope of delivery:

Set of bath feet is supplied as standard (self-adhesive), adjustable from 130 à 180 mm.

Not included in scope of delivery:

Requires extended waste/overflow combination.

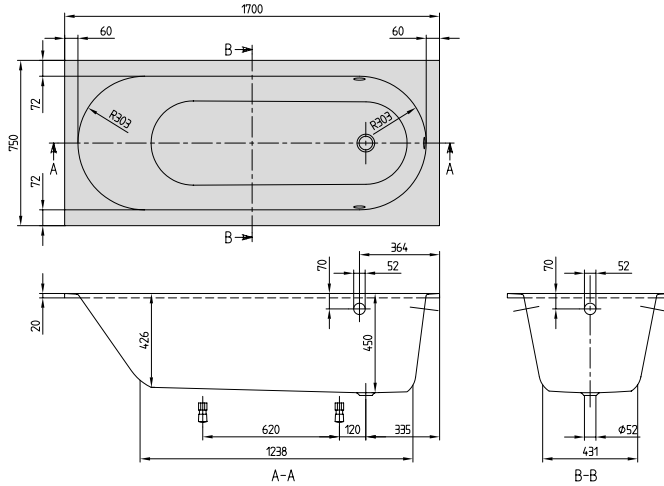
Technical information:

Overflow hole possible in one of 3 different positions. Holesaw (for drilling the overflow hole) included. In combination with a whirlpool, the overflow is mounted on the side where the technical parts are also accessible.

The whirlpool system IP (Special Combipool Invisible) for baths in color RW will be delivered with Stone White colored jets. For all other pools in the color RW, the jets remain in Chrome.

Price for whirlpool system in the colour RW on request.

The delivery time for baths in the colour RW is 4 weeks (made-to-order products)



Quarryl®

h = Installation height (min - max)	
Bath	585 - 635
Whirlpool system	610 - 650
UNITED without system	610 - 610
UNITED incl. System	610 - 610
Profibox 2.0 without system	585 - 585
Profibox 2.0 incl. System	625 - 625

Article number	Description	Size l x w	Bottom l x w	Depth	Litres incl. 1 pers	Weight (kg)	01, 96	RW	pcs/pal.
UBQ 170 OBE 2V-XX	Oberon	1700 x 750	1240 x 440	450	135	42,1	1.043,-	1.281,-	8

Accessories for baths:

Article number	Description	Price
U90950461	Matching waste/overflow combination, Chrome	202,-
UCCON0475	Pipe interruptor, incl. connections	254,-
U90600361	Multiplex Trio outlet and overflow fitting with water inlet, Chrome	474,-
U90600461	Multiplex Trio outlet and overflow fitting with water inlet with pipe interruptor, incl. tube interruptor, Chrome	772,-
U90170061	Handgrips, 1 pair = 2 grips, Chrome	248,-
U906100XX	Multifunction cushion, foam, 240 x 150 x 50 mm, available in colours Bali, Peru and Anthracite	99,-

Preassembled bath options in combination with:

For order form, see fold-out page on the right-hand side	only bath	Airpools		Hydropools		Combipools		Special Combipools	
		AE	AC	HE	HC	CE	CC	IP	AP
UNITED free-standing	2.365,-	-	-	-	-	-	-	-	-
UNITED corner	1.737,-	o	o	o	o	o	o	o	-
Profibox 2.0 alcove	881,-	o	o	o	o	o	o	o	-
Profibox 2.0 corner	1.057,-	o	o	o	o	o	o	o	-
TouchLight	827,-	o	-	-	-	-	-	-	-

Whirlpools

Article number	Description	Airpools		Hydropools		Combipools		Special Combipools	
		AE	AC	HE	HC	CE	CC	IP	AP
U__ 170 OBE 2A ½ V XX	Price of whirlpool system incl. bath	3.083,-	3.555,-	3.186,-	4.826,-	4.313,-	5.953,-	6.978,-	10.258,-
U__ 170 OBE 2B ½ V XX	Price of whirlpool system incl. bath incl. Multiplex Trio	3.557,-	4.029,-	3.660,-	5.300,-	4.787,-	6.427,-	7.452,-	10.732,-

For the following whirlpool systems the technology protrudes:

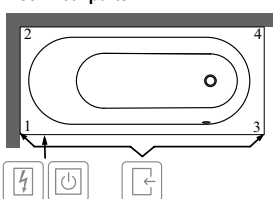
Technical parts 1	Side 1-3	Side 2-4	Side 3-4	Airpools		Hydropools		Combipools		Special Combipools	
				AE	AC	HE	HC	CE	CC	IP	AP
Technical parts 2	Side 1-3	-	-	-	-	-	-	-	-	-	+10
	Side 2-4	-	-	-	-	-	-	-	-	-	+10
	Side 3-4	-	-	-	-	-	-	-	-	-	+20

Please replace __ in article number with whirlpool code.

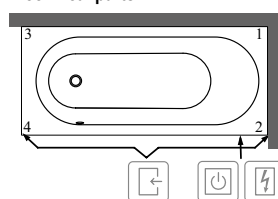
Please replace ½ in article number with desired position of technical equipment (1 = Layout 1, 2 = Layout 2). The back jets are located at the end at which the technical equipment is installed.

For further options use the order form (see right-hand fold-out page)

Technical parts 1



Technical parts 2



- Accessible via
- Control box
- Rim control

This symbol "O" means this option is possible

XX = Colour code to be indicated

For further information on colours, please see the page at the beginning of this section.

Further information on whirlpool systems please see page 589.

OBERON Solo (Rectangular 1800 x 800) Quarryl®

€ excl. VAT

Included in scope of delivery:

Set of bath feet is supplied as standard (self-adhesive), adjustable from 130 à 180 mm.

Not included in scope of delivery:

Requires extended waste/overflow combination.

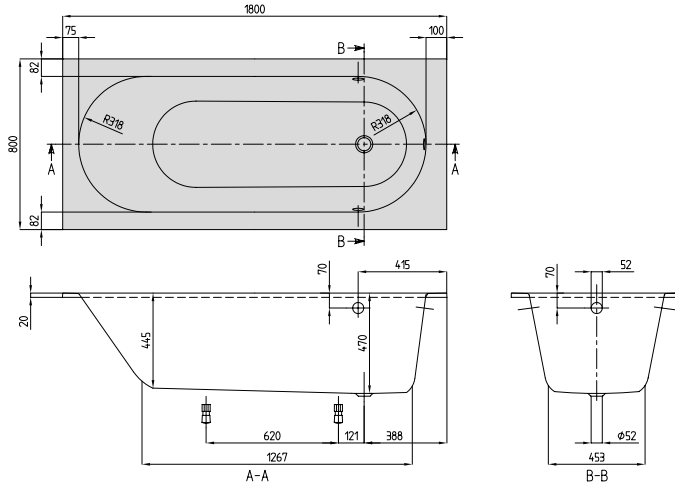
Technical information:

Overflow hole possible in one of 3 different positions. Holesaw (for drilling the overflow hole) included. In combination with a whirlpool, the overflow is mounted on the side where the technical parts are also accessible.
The whirlpool system IP (Special Combipool Invisible) for baths in color RW will be delivered with Stone White colored jets. For all other pools in the color RW, the jets remain in Chrome.

Price for whirlpool system in the colour RW on request.

The delivery time for baths in the colour RW is 4 weeks (made-to-order products)

BATHUBS



Quarryl®

h = Installation height (min - max)	
Bath	605 - 655
Whirlpool system	630 - 670
UNITED without system	610 - 610
UNITED incl. System	610 - 610
Profibox 2.0 without system	585 - 585
Profibox 2.0 incl. System	625 - 625

Article number	Description	Size l x w	Bottom l x w	Depth	Litres incl. 1 pers	Weight (kg)	01, 96	RW	pcs/pal.
UBQ 180 OBE 2V-XX	Oberon	1800 x 800	1270 x 460	470	175	43,8	1.360,-	1.598,-	8

Accessories for baths:

Article number	Description	Price
U90950461	Matching waste/overflow combination, Chrome	202,-
UCCON0475	Pipe interruptor, incl. connections	254,-
U90600361	Multiplex Trio outlet and overflow fitting with water inlet, Chrome	474,-
U90600461	Multiplex Trio outlet and overflow fitting with water inlet with pipe interruptor, incl. tube interruptor, Chrome	772,-
U90170061	Handgrips, 1 pair = 2 grips, Chrome	248,-
U906100XX	Multifunction cushion, foam, 240 x 150 x 50 mm, available in colours Bali, Peru and Anthracite	99,-

Preassembled bath options in combination with:

For order form, see fold-out page on the right-hand side	only bath	Airpools		Hydropools		Combipools		Special Combipools	
		AE	AC	HE	HC	CE	CC	IP	AP
UNITED free-standing	2.365,-	○	-	-	-	-	-	-	-
UNITED corner	1.737,-	○	○	○	○	○	○	○	○
Profibox 2.0 alcove	881,-	○	○	○	○	○	○	○	○
Profibox 2.0 corner	1.057,-	○	○	○	○	○	○	○	○
TouchLight	827,-	○	-	-	-	-	-	-	-

Whirlpools

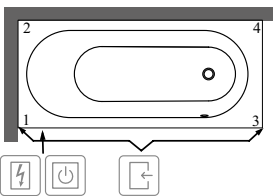
Article number	Description	Airpools		Hydropools		Combipools		Special Combipools	
		AE	AC	HE	HC	CE	CC	IP	AP
U__ 180 OBE 2A ½ V XX	Price of whirlpool system incl. bath	3.400,-	3.872,-	3.503,-	5.143,-	4.630,-	6.270,-	7.295,-	10.575,-
U__ 180 OBE 2B ½ V XX	Price of whirlpool system incl. bath incl. Multiplex Trio	3.874,-	4.346,-	3.977,-	5.617,-	5.104,-	6.744,-	7.769,-	11.049,-

Please replace __ in article number with whirlpool code.

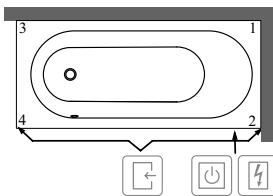
Please replace ½ in article number with desired position of technical equipment (1 = Layout 1, 2 = Layout 2). The back jets are located at the end at which the technical equipment is installed.

For further options use the order form (see right-hand fold-out page)

Technical parts 1



Technical parts 2



- Accessible via
- Control box
- Rim control

This symbol "○" means this option is possible

XX = Colour code to be indicated

For further information on colours, please see the page at the beginning of this section.

Further information on whirlpool systems please see page 589.

OBERON Duo (Rectangular 1900 x 900) Quarryl®

€ excl. VAT

Included in scope of delivery:

Set of bath feet is supplied as standard (self-adhesive), adjustable from 130 à 180 mm.

Not included in scope of delivery:

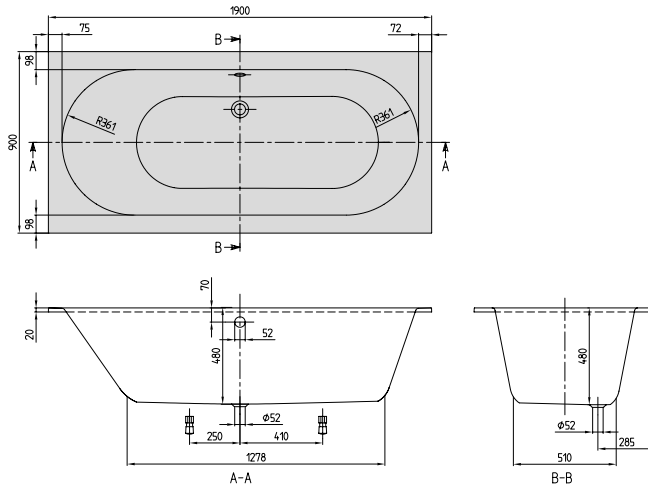
Requires extended waste/overflow combination.

Technical information:

The whirlpool system IP (Special Combipool Invisible) for baths in color RW will be delivered with Stone White colored jets. For all other pools in the color RW, the jets remain in Chrome.

Price for whirlpool system in the colour RW on request.

The delivery time for baths in the colour RW is 4 weeks (made-to-order products)



Quarryl®

h = Installation height (min - max)	
Bath	615 - 665
Whirlpool system	640 - 670
UNITED without system	610 - 610
UNITED incl. System	610 - 610
Profibox 2.0 without system	585 - 585
Profibox 2.0 incl. System	625 - 625

Article number	Description	Size l x w	Bottom l x w	Depth	Litres incl. 1 pers	Weight (kg)	01, 96	RW	pcs/pal.
UBQ 199 OBE 2V-XX	Oberon	1900 x 900	1280 x 510	480	218	46,6	1.464,-	1.702,-	8

Accessories for baths:

Article number	Description	Price
U90950461	Matching waste/overflow combination, Chrome	202,-
UCCON0475	Pipe interrupter, incl. connections	254,-
U90600361	Multiplex Trio outlet and overflow fitting with water inlet, Chrome	474,-
U90600461	Multiplex Trio outlet and overflow fitting with water inlet with pipe interrupter, incl. tube interrupter, Chrome	772,-
U90170061	Handgrips, 1 pair = 2 grips, Chrome	248,-
U906100XX	Multifunction cushion, foam, 240 x 150 x 50 mm, available in colours Bali, Peru and Anthracite	99,-

Preassembled bath options in combination with:

For order form, see fold-out page on the right-hand side

	only bath	Airpools		Hydropools		Combipools		Special Combipools	
		AE	AC	HE	HC	CE	CC	IP	AP
UNITED free-standing	2.365,-	○	-	-	-	-	-	-	-
UNITED corner	1.737,-	○	○	○	○	○	○	○	○
Profibox 2.0 alcove	881,-	○	○	○	○	○	○	○	○
Profibox 2.0 corner	1.057,-	○	○	○	○	○	○	○	○
TouchLight	827,-	○	-	-	-	-	-	-	-

Whirlpools

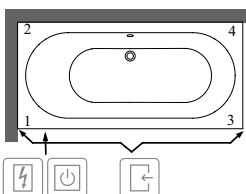
Article number	Description	Airpools		Hydropools		Combipools		Special Combipools	
		AE	AC	HE	HC	CE	CC	IP	AP
U__ 199 OBE 2A ½ V XX	Price of whirlpool system incl. bath	3.504,-	3.976,-	3.607,-	5.247,-	4.734,-	6.374,-	7.399,-	10.679,-
U__ 199 OBE 2B ½ V XX	Price of whirlpool system incl. bath incl. Multiplex Trio	3.978,-	4.450,-	4.081,-	5.721,-	5.208,-	6.848,-	7.873,-	11.153,-

Please replace __ in article number with whirlpool code.

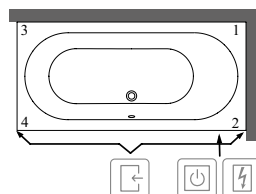
Please replace ½ in article number with desired position of technical equipment (1 = Layout 1, 2 = Layout 2). The back jets are located at the end at which the technical equipment is installed.

For further options use the order form (see right-hand fold-out page)

Technical parts 1



Technical parts 2



-  Accessible via
-  Control box
-  Rim control

This symbol "○" means this option is possible

XX = Colour code to be indicated

For further information on colours, please see the page at the beginning of this section.

Further information on whirlpool systems please see page 589.

BATH TUBS

OBERON 2.0 Duo (Rectangular 1700 x 750) Quarry®

€ excl. VAT

Included in scope of delivery:

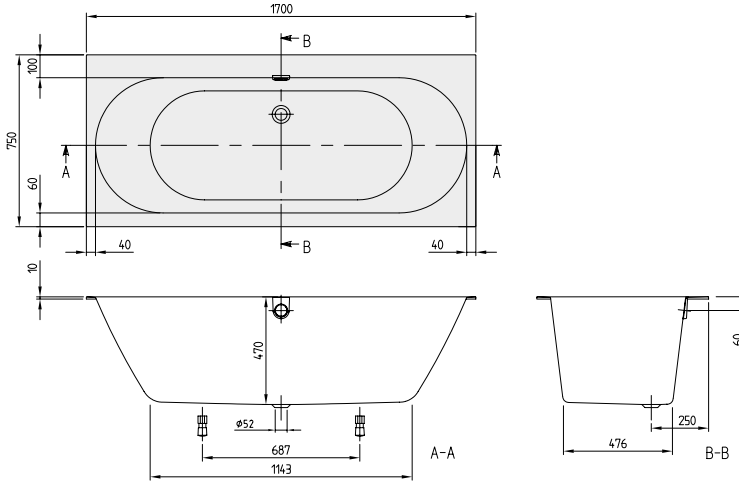
Including extended waste/overflow combination (chrome-plated and white).
 For baths in Star White (96) and Stone White (RW), we recommend the chrome-plated outlet and overflow fitting.
 Set of bath feet is supplied as standard (self-adhesive), adjustable from 130 à 180 mm.

Technical information:

The whirlpool system IP (Special Combipool Invisible) for baths in color RW will be delivered with Stone White colored jets. For all other pools in the color RW, the jets remain in Chrome.

Price for whirlpool system in the colour RW on request.

The delivery time for baths in the colour RW is 4 weeks (made-to-order products)



Quarry®

h = Installation height (min - max)	
Bath	605 - 645
Whirlpool system	638 - 651
UNITED without system	610 - 610
UNITED incl. System	610 - 610
Profibox 2.0 without system	625 - 625
Profibox 2.0 incl. System	625 - 625

Article number	Description	Size l x w	Bottom l x w	Depth	Litres incl. 1 pers	Weight (kg)	01, 96	RW	pcs/pal.
UBQ 170 OBR 2DV-XX	Oberon 2.0	1700 x 750	1143 x 476	470	168	42,2	1.291,-	1.529,-	8

Accessories for baths:

Article number	Description	Price
UCCON0475	Pipe interruptor, incl. connections	254,-
UPCON0136	Water inlet, plastic, integrated in the overflow, maximum water flow rate: 20 l/min	314,-
U90170061	Handgrips, 1 pair = 2 grips, Chrome	248,-
U906100XX	Multifunction cushion, foam, 240 x 150 x 50 mm, available in colours Bali, Peru and Anthracite	99,-

Preassembled bath options in combination with:

For order form, see fold-out page on the right-hand side

	Price	only bath	Airpools		Hydropools		Combipools		Special Combipools	
			AE	AC	HE	HC	CE	CC	IP	AP
UNITED free-standing	2.365,-	○	-	-	-	-	-	-	-	-
UNITED corner	1.737,-	○	○	○	○	○	○	○	○	○
Profibox 2.0 alcove	881,-	○	○	○	○	○	○	○	○	○
Profibox 2.0 corner	1.057,-	○	○	○	○	○	○	○	○	○
TouchLight	827,-	○	○	○	○	○	○	○	○	○

Whirlpools

Article number	Description	Airpools		Hydropools		Combipools		Special Combipools	
		AE	AC	HE	HC	CE	CC	IP	AP
U__ 170 OBR 2A ½ V XX	Price of whirlpool system incl. bath	3.331,-	3.803,-	3.434,-	5.074,-	4.561,-	6.201,-	7.226,-	10.506,-
U__ 170 OBR 2B ½ V XX	Price of whirlpool system incl. bath incl. Multiplex Trio	3.805,-	4.277,-	3.908,-	5.548,-	5.035,-	6.675,-	7.700,-	10.980,-

For the following whirlpool systems the technology protrudes:

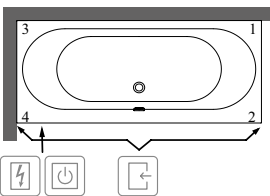
Technical parts 1	Side 1-3	-	-	-	-	-	-	-	+10
Technical parts 2	Side 1-3	-	-	-	-	-	-	-	+10

Please replace __ in article number with whirlpool code.

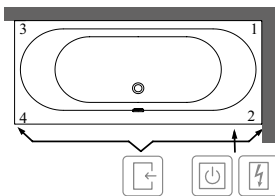
Please replace ½ in article number with desired position of technical equipment (1 = Layout 1, 2 = Layout 2). The back jets are located at the end at which the technical equipment is installed.

For further options use the order form (see right-hand fold-out page)

Technical parts 1



Technical parts 2



- Accessible via
- Control box
- Rim control

This symbol "○" means this option is possible

XX = Colour code to be indicated

For further information on colours, please see the page at the beginning of this section.

Further information on whirlpool systems please see page 589.

OBERON 2.0 Duo (Rectangular 1800 x 800) Quarry®

€ excl. VAT

Included in scope of delivery:

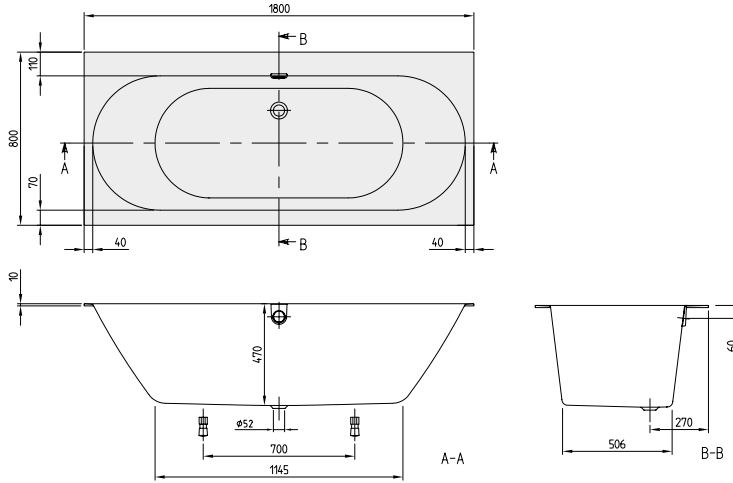
Including extended waste/overflow combination (chrome-plated and white).
 For baths in Star White (96) and Stone White (RW), we recommend the chrome-plated outlet and overflow fitting.
 Set of bath feet is supplied as standard (self-adhesive), adjustable from 130 à 180 mm.

Technical information:

The whirlpool system IP (Special Combipool Invisible) for baths in color RW will be delivered with Stone White colored jets. For all other pools in the color RW, the jets remain in Chrome.

Price for whirlpool system in the colour RW on request.

The delivery time for baths in the colour RW is 4 weeks (made-to-order products)



Quarry®

h = Installation height (min - max)	
Bath	605 - 645
Whirlpool system	638 - 651
UNITED without system	610 - 610
UNITED incl. System	610 - 610
Profibox 2.0 without system	625 - 625
Profibox 2.0 incl. System	625 - 625

Article number	Description	Size l x w	Bottom l x w	Depth	Litres incl. 1 pers	Weight (kg)	01, 96	RW	pcs/pal.
UBQ 180 OBR 2DV-XX	Oberon 2.0	1800 x 800	1145 x 506	470	190	47,2	1.459,-	1.697,-	8

Accessories for baths:

Article number	Description	Price
UCCON0475	Pipe interruptor, incl. connections	254,-
UPCON0136	Water inlet, plastic, integrated in the overflow, maximum water flow rate: 20 l/min	314,-
U90170061	Handgrips, 1 pair = 2 grips, Chrome	248,-
U906100XX	Multifunction cushion, foam, 240 x 150 x 50 mm, available in colours Bali, Peru and Anthracite	99,-

Preassembled bath options in combination with:

For order form, see fold-out page on the right-hand side

	only bath	Airpools		Hydropools		Combipools		Special Combipools	
		AE	AC	HE	HC	CE	CC	IP	AP
UNITED free-standing	2.365,-	○	-	-	-	-	-	-	-
UNITED corner	1.737,-	○	○	○	○	○	○	○	○
Profibox 2.0 alcove	881,-	○	○	○	○	○	○	○	○
Profibox 2.0 corner	1.057,-	○	○	○	○	○	○	○	○
TouchLight	827,-	○	○	○	○	○	○	○	○

Whirlpools	Article number	Description	Airpools		Hydropools		Combipools		Special Combipools	
			AE	AC	HE	HC	CE	CC	IP	AP
	U__ 180 OBR 2A ½ V XX	Price of whirlpool system incl. bath	3.499,-	3.971,-	3.602,-	5.242,-	4.729,-	6.369,-	7.394,-	10.674,-
	U__ 180 OBR 2B ½ V XX	Price of whirlpool system incl. bath incl. Multiplex Trio	3.973,-	4.445,-	4.076,-	5.716,-	5.203,-	6.843,-	7.868,-	11.148,-

For the following whirlpool systems the technology protrudes:

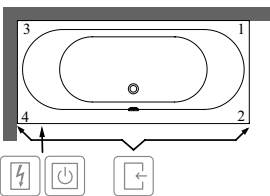
Technical parts 1	Side 1-3	-	-	-	-	-	-	-	+10
Technical parts 2	Side 1-3	-	-	-	-	-	-	-	+10

Please replace __ in article number with whirlpool code.

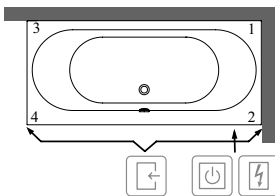
Please replace ½ in article number with desired position of technical equipment (1 = Layout 1, 2 = Layout 2). The back jets are located at the end at which the technical equipment is installed.

For further options use the order form (see right-hand fold-out page)

Technical parts 1



Technical parts 2



-  Accessible via
-  Control box
-  Rim control

This symbol "○" means this option is possible

XX = Colour code to be indicated

For further information on colours, please see the page at the beginning of this section.

Further information on whirlpool systems please see page 589.

BATH TUBS

OBERON 2.0 Duo (Back-to-wall bath 1800 x 800) Quarryl®

€ excl. VAT

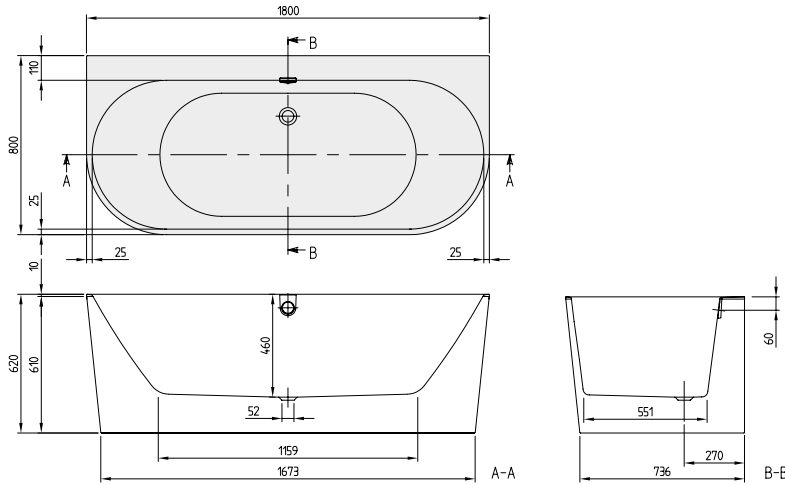
Included in scope of delivery:

Including extended waste/overflow combination (chrome-plated and white).
For baths in Star White (96) and Stone White (RW), we recommend the chrome-plated outlet and overflow fitting.

Technical information:

Whirlpool systems available on request.
The whirlpool system IP (Special Combipool Invisible) for baths in color RW will be delivered with Stone White colored jets. For all other pools in the color RW, the jets remain in Chrome.
The delivery time for baths in the colour RW is 4 weeks (made-to-order products)

BATHUBS



Quarryl®

h = Installation height (min - max)	
Bath	610 - 610
Whirlpool system	610 - 610

Article number	Description	Size l x w	Bottom l x w	Depth	Litres incl. 1 pers	Weight (kg)	01, 96	RW	pcs/pal.
UBQ 180 OBR 9CD00V-XX	Oberon 2.0, wall-facing, incl. Quarryl® panel in the same colour as the bath	1800 x 800	1159 x 551	460	205	102	2.900,-	3.297,-	1

Accessories for baths:

Article number	Description	Price
UCCON0475	Pipe interruptor, incl. connections	254,-
UPCON0136	Water inlet, plastic, integrated in the overflow, maximum water flow rate: 20 l/min	314,-
U90170061	Handgrips, 1 pair = 2 grips, Chrome	248,-
U906100XX	Multifunction cushion, foam, 240 x 150 x 50 mm, available in colours Bali, Peru and Anthracite	99,-

XX = Colour code to be indicated
For further information on colours, please see the page at the beginning of this section.
Further information on whirlpool systems please see page 589.

OBERON 2.0 Duo (Back-to-wall bath 1800 x 800) Quarryl®

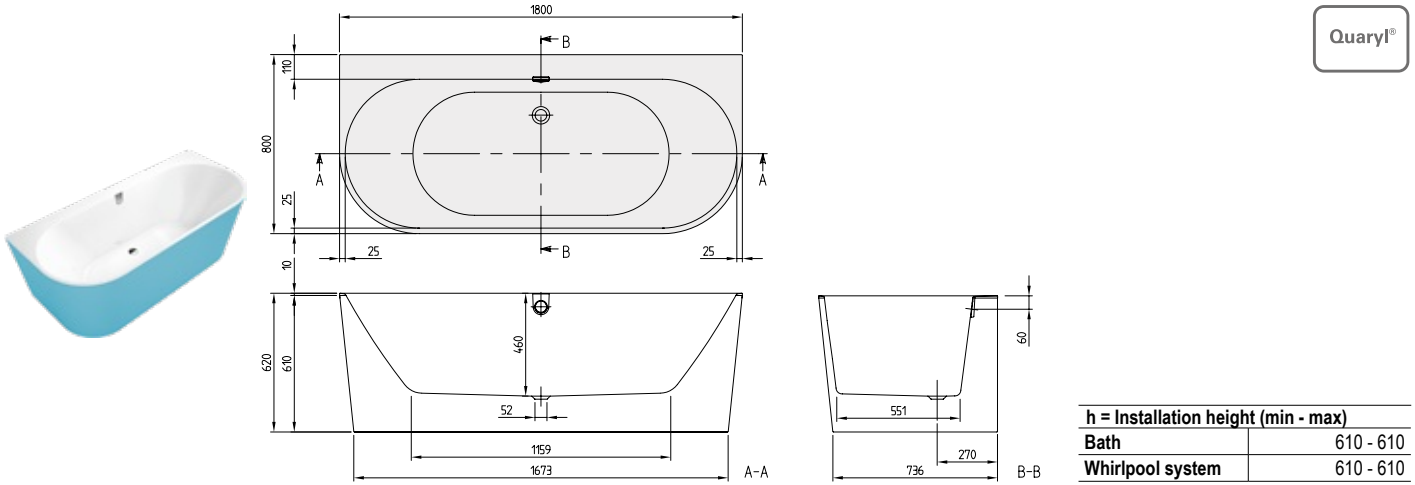
€ excl. VAT

Included in scope of delivery:

Including extended waste/overflow combination (chrome-plated and white).
For baths in Star White (96), we recommend the chrome-plated outlet and overflow fitting.

Technical information:

Whirlpool systems available on request.
The delivery time for baths in the colour RW is 4 weeks (made-to-order products)



Quarryl®

BATH TUBS

h = Installation height (min - max)	
Bath	610 - 610
Whirlpool system	610 - 610

Article number	Description	Size l x w	Bottom l x w	Depth	Litres incl. 1 pers	Weight (kg)	01, 96	RW	pcs/pal.
UBQ 180 OBR 9CDBCX-XX	Oberon 2.0, wall-facing, incl. panel in Colour on Demand (Quarryl®)	1800 x 800	1159 x 551	460	205	102	3.500,-	3.897,-	1

Accessories for baths:

Article number	Description	Price
UCCON0475	Pipe interruptor, incl. connections	254,-
UPCON0136	Water inlet, plastic, integrated in the overflow, maximum water flow rate: 20 l/min	314,-
U90170061	Handgrips, 1 pair = 2 grips, Chrome	248,-
U906100XX	Multifunction cushion, foam, 240 x 150 x 50 mm, available in colours Bali, Peru and Anthracite	99,-

Made-to-order production - Colour on Demand: 3 week delivery period. Please make sure to use the **order form** that you will find immediately after the chapter on baths on page 582-583, so that we can complete the order for you.

XX = Colour code to be indicated
For further information on colours, please see the page at the beginning of this section.
Further information on whirlpool systems please see page 589.

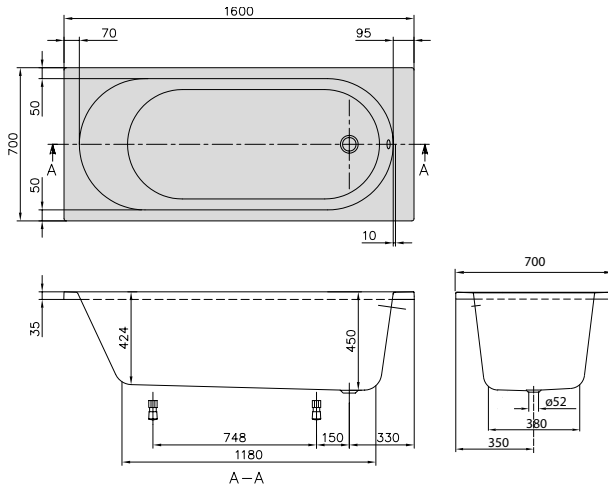
O.NOVO Solo (Rectangular 1600 x 700) Acrylic

€ excl. VAT

Not included in scope of delivery: Set of bath feet is not supplied as standard.
Requires extended waste/overflow combination.

Technical information: Baths incl. anti slip are not available with whirlpool systems.
Baths incl. slip resistance are only available in White alpin (01).

BATHUBS



h = Installation height (min - max)	
Bath	575 - 625
Whirlpool system	595 - 635
Profibox 2.0 without system	585 - 585
Profibox 2.0 incl. System	625 - 625

Article number	Description	Size l x w	Bottom l x w	Depth	Litres incl. 1 pers	Weight (kg)	01, 96	pcs/pat.
UBA 160 CAS 2V-XX	O.novo, Solo	1600 x 700	1180 x 400	450	125	20	621,-	20

Accessories for baths:

Article number	Description	Price
U99740000	Bath feet, plastic, for baths with even bottom, adjustable from 130 à 180 mm	88,-
U90950461	Matching waste/overflow combination, Chrome	202,-
UCCON0475	Pipe interruptor, incl. connections	254,-
U90600361	Multiplex Trio outlet and overflow fitting with water inlet, Chrome	474,-
U90600461	Multiplex Trio outlet and overflow fitting with water inlet with pipe interruptor, incl. tube interruptor, Chrome	772,-
U90170061	Handgrips, 1 pair = 2 grips, Chrome	248,-
U906100XX	Multifunction cushion, foam, 240 x 150 x 50 mm, available in colours Bali, Peru and Anthracite	99,-

Preassembled bath options in combination with: For order form, see fold-out page on the right-hand side	only bath	Airpools		Hydropools		Combi-pools		Special Combi-pools	
		AE	AC	HE	HC	CE	CC	IP	AP
Profibox 2.0 alcove	881,-	○	○	○	-	-	-	-	-
Profibox 2.0 corner	1.057,-	○	○	○	-	-	-	-	-
TouchLight	827,-	○	-	-	-	-	-	-	-
Anti slip (VILBOGRIP)	137,-	○	-	-	-	-	-	-	-

Whirlpools	Article number	Description	Airpools		Hydropools		Combi-pools		Special Combi-pools	
			AE	AC	HE	HC	CE	CC	IP	AP
	U__ 160 CAS 2A ½ V XX	Price of whirlpool system incl. bath	2.661,-	3.133,-	2.764,-	4.404,-	3.891,-	5.531,-	6.556,-	9.836,-
	U__ 160 CAS 2B ½ V XX	Price of whirlpool system incl. bath incl. Multiplex Trio	3.135,-	3.607,-	3.238,-	4.878,-	4.365,-	6.005,-	7.030,-	10.310,-

For the following whirlpool systems the technology protrudes:

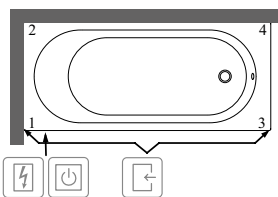
Technical parts 1	Side 1-3	Side 2-4	AE	AC	HE	HC	CE	CC	IP	AP
	-	-	-	-	-	+5	-	+5	+15	+20
	-	-	-	-	-	+5	-	+5	+15	+20
Technical parts 2	Side 1-3	Side 2-4	-	-	-	+5	-	+5	+15	+20
	-	-	-	-	-	+5	-	+5	+15	+20

Please replace __ in article number with whirlpool code.

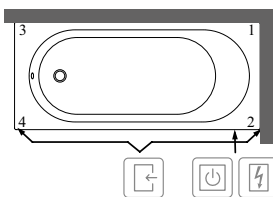
Please replace ½ in article number with desired position of technical equipment (1 = Layout 1, 2 = Layout 2). The back jets are located at the end at which the technical equipment is installed.




For further options use the order form (see right-hand fold-out page)

Technical parts 1



Technical parts 2



-  Accessible via
-  Control box
-  Rim control

This symbol "○" means this option is possible

XX = Colour code to be indicated

For further information on colours, please see the page at the beginning of this section.

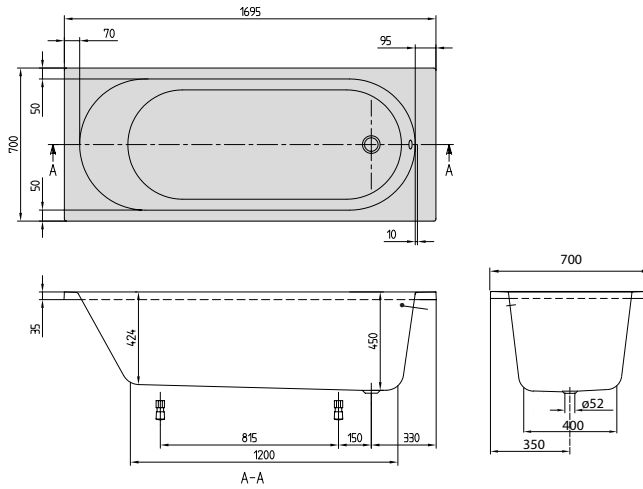
Further information on whirlpool systems please see page 589.

O.NOVO Solo (Rectangular 1700 x 700) Acrylic

€ excl. VAT

Not included in scope of delivery: Set of bath feet is not supplied as standard.
Requires extended waste/overflow combination.

Technical information: Baths incl. anti slip are not available with whirlpool systems.
Baths incl. slip resistance are only available in White alpin (01).



h = Installation height (min - max)	
Bath	575 - 625
Whirlpool system	595 - 635
Profibox 2.0 without system	585 - 585
Profibox 2.0 incl. System	625 - 625

Article number	Description	Size l x w	Bottom l x w	Depth	Litres incl. 1 pers	Weight (kg)	01, 96	pcs/pat.
UBA 177 CAS 2V-XX	O.novo, Solo	1700 x 700	1200 x 400	450	140	22	621,-	20

Accessories for baths:

Article number	Description	Price
U99740000	Bath feet, plastic, for baths with even bottom, adjustable from 130 à 180 mm	88,-
U90950461	Matching waste/overflow combination, Chrome	202,-
UCCON0475	Pipe interruptor, incl. connections	254,-
U90600361	Multiplex Trio outlet and overflow fitting with water inlet, Chrome	474,-
U90600461	Multiplex Trio outlet and overflow fitting with water inlet with pipe interruptor, incl. tube interruptor, Chrome	772,-
U90170061	Handgrips, 1 pair = 2 grips, Chrome	248,-
U906100XX	Multifunction cushion, foam, 240 x 150 x 50 mm, available in colours Bali, Peru and Anthracite	99,-

Preassembled bath options in combination with: For order form, see fold-out page on the right-hand side	only bath	Airpools		Hydropools		Combipools		Special Combipools	
		AE	AC	HE	HC	CE	CC	IP	AP
Profibox 2.0 alcove	881,-	○	○	○	○	○	○	-	-
Profibox 2.0 corner	1.057,-	○	○	○	○	○	○	-	-
TouchLight	827,-	○	-	-	-	-	-	-	-
Anti slip (VILBOGRIP)	137,-	○	-	-	-	-	-	-	-

Whirlpools	Article number	Description	Airpools		Hydropools		Combipools		Special Combipools	
			AE	AC	HE	HC	CE	CC	IP	AP
	U__ 177 CAS 2A ½ V XX	Price of whirlpool system incl. bath	2.661,-	3.133,-	2.764,-	4.404,-	3.891,-	5.531,-	6.556,-	9.836,-
	U__ 177 CAS 2B ½ V XX	Price of whirlpool system incl. bath incl. Multiplex Trio	3.135,-	3.607,-	3.238,-	4.878,-	4.365,-	6.005,-	7.030,-	10.310,-

For the following whirlpool systems the technology protrudes:

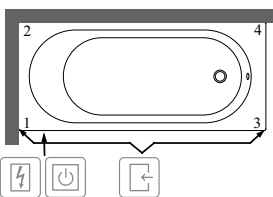
Technical parts 1	Side 1-3	Side 2-4	AE	AC	HE	HC	CE	CC	IP	AP
	-	-	-	-	-	+5	-	+5	+25	+35
	-	-	-	-	-	+5	-	+5	+25	+35
Technical parts 2	Side 1-3	Side 2-4	AE	AC	HE	HC	CE	CC	IP	AP
	-	-	-	-	-	+5	-	+5	+25	+35
	-	-	-	-	-	+5	-	+5	+25	+35

Please replace __ in article number with whirlpool code.

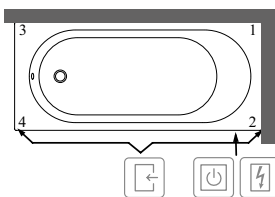
Please replace ½ in article number with desired position of technical equipment (1 = Layout 1, 2 = Layout 2). The back jets are located at the end at which the technical equipment is installed.

For further options use the order form (see right-hand fold-out page)

Technical parts 1



Technical parts 2



-  Accessible via
-  Control box
-  Rim control

This symbol "○" means this option is possible

XX = Colour code to be indicated

For further information on colours, please see the page at the beginning of this section.

Further information on whirlpool systems please see page 589.

BATH TUBS

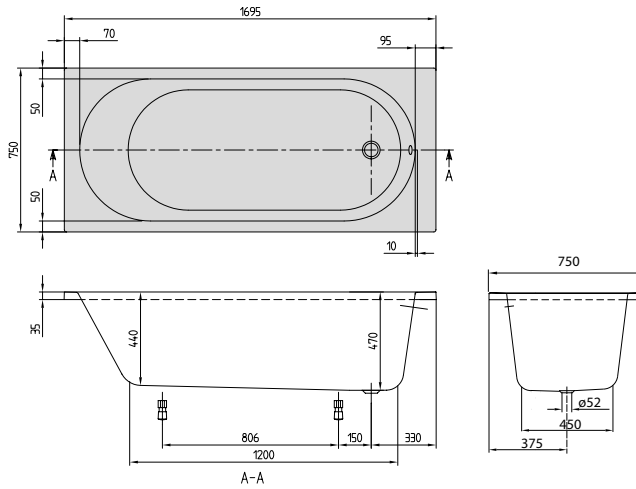
O.NOVO Solo (Rectangular 1700 x 750) Acrylic

€ excl. VAT

Not included in scope of delivery: Set of bath feet is not supplied as standard.
Requires extended waste/overflow combination.

Technical information: Baths incl. anti slip are not available with whirlpool systems.
Baths incl. slip resistance are only available in White alpin (01).

BATHUBS



h = Installation height (min - max)	
Bath	595 - 645
Whirlpool system	615 - 655
Profibox 2.0 without system	585 - 585
Profibox 2.0 incl. System	625 - 625

Article number	Description	Size l x w	Bottom l x w	Depth	Litres incl. 1 pers	Weight (kg)	01, 96	pcs/pat.
UBA 170 CAS 2V-XX	O.novo, Solo	1700 x 750	1200 x 430	470	170	22	621,-	20

Accessories for baths:

Article number	Description	Price
U99740000	Bath feet, plastic, for baths with even bottom, adjustable from 130 à 180 mm	88,-
U90950461	Matching waste/overflow combination, Chrome	202,-
UCCON0475	Pipe interruptor, incl. connections	254,-
U90600361	Multiplex Trio outlet and overflow fitting with water inlet, Chrome	474,-
U90600461	Multiplex Trio outlet and overflow fitting with water inlet with pipe interruptor, incl. tube interruptor, Chrome	772,-
U90170061	Handgrips, 1 pair = 2 grips, Chrome	248,-
U906100XX	Multifunction cushion, foam, 240 x 150 x 50 mm, available in colours Bali, Peru and Anthracite	99,-

Preassembled bath options in combination with: For order form, see fold-out page on the right-hand side	only bath	Airpools		Hydropools		Combi-pools		Special Combi-pools	
		AE	AC	HE	HC	CE	CC	IP	AP
Profibox 2.0 alcove	881,-	○	○	○	○	○	○	-	-
Profibox 2.0 corner	1.057,-	○	○	○	○	○	○	-	-
TouchLight	827,-	○	-	-	-	-	-	-	-
Anti slip (VILBOGRIP)	137,-	○	-	-	-	-	-	-	-

Whirlpools	Article number	Description	Airpools		Hydropools		Combi-pools		Special Combi-pools	
			AE	AC	HE	HC	CE	CC	IP	AP
	U__ 170 CAS 2A ½ V XX	Price of whirlpool system incl. bath	2.661,-	3.133,-	2.764,-	4.404,-	3.891,-	5.531,-	6.556,-	9.836,-
	U__ 170 CAS 2B ½ V XX	Price of whirlpool system incl. bath incl. Multiplex Trio	3.135,-	3.607,-	3.238,-	4.878,-	4.365,-	6.005,-	7.030,-	10.310,-

For the following whirlpool systems the technology protrudes:

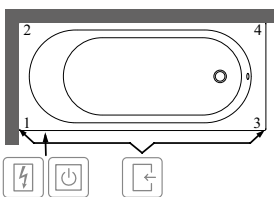
Technical parts 1	Side 1-3	Side 2-4	AE	AC	HE	HC	CE	CC	IP	AP
	-	-	-	-	-	+5	-	+5	+15	+25
	-	-	-	-	-	+5	-	+5	+15	+25
Technical parts 2	Side 1-3	Side 2-4	-	-	-	+5	-	+5	+15	+25
	-	-	-	-	-	+5	-	+5	+15	+25

Please replace __ in article number with whirlpool code.

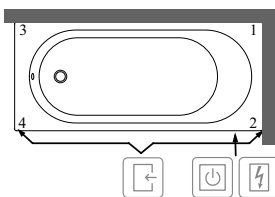
Please replace ½ in article number with desired position of technical equipment (1 = Layout 1, 2 = Layout 2). The back jets are located at the end at which the technical equipment is installed.

For further options use the order form (see right-hand fold-out page)

Technical parts 1



Technical parts 2



-  Accessible via
-  Control box
-  Rim control

This symbol "○" means this option is possible

XX = Colour code to be indicated

For further information on colours, please see the page at the beginning of this section.

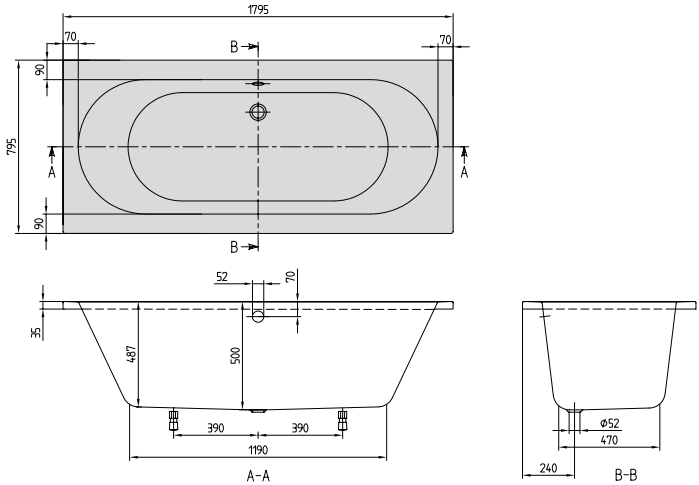
Further information on whirlpool systems please see page 589.

O.NOVO Duo (Rectangular 1800 x 800) Acrylic

€ excl. VAT

Not included in scope of delivery: Set of bath feet is not supplied as standard. Requires extended waste/overflow combination.

Technical information: Baths incl. anti slip are not available with whirlpool systems. Baths incl. slip resistance are only available in White alpin (01).



h = Installation height (min - max)	
Bath	625 - 675
Whirlpool system	645 - 685
Profibox 2.0 without system	625 - 625
Profibox 2.0 incl. System	625 - 625

Article number	Description	Size l x w	Bottom l x w	Depth	Litres incl. 1 pers	Weight (kg)	01, 96	pcs/pal.
UBA 180 CAS 2V-XX	O.novo, Duo	1800 x 800	1190 x 470	500	200	23,5	707,-	20

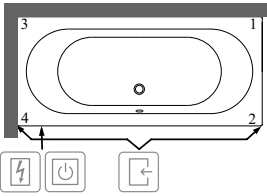
Article number	Description	Price
U99740000	Bath feet, plastic, for baths with even bottom, adjustable from 130 à 180 mm	88,-
U90950461	Matching waste/overflow combination, Chrome	202,-
UCCON0475	Pipe interruptor, incl. connections	254,-
U90600361	Multiplex Trio outlet and overflow fitting with water inlet, Chrome	474,-
U90600461	Multiplex Trio outlet and overflow fitting with water inlet with pipe interruptor, incl. tube interruptor, Chrome	772,-
U90170061	Handgrips, 1 pair = 2 grips, Chrome	248,-
U906100XX	Multifunction cushion, foam, 240 x 150 x 50 mm, available in colours Bali, Peru and Anthracite	99,-

Preassembled bath options in combination with: For order form, see fold-out page on the right-hand side	only bath	Airpools		Hydropools		Combipools		Special Combipools	
		AE	AC	HE	HC	CE	CC	IP	AP
Profibox 2.0 alcove	881,-	○	○	○	○	○	○	○	○
Profibox 2.0 corner	1.057,-	○	○	○	○	○	○	○	○
TouchLight	827,-	○	-	-	-	-	-	-	-
Anti slip (VILBOGRIP)	137,-	○	-	-	-	-	-	-	-

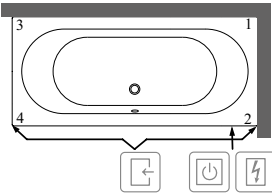
Whirlpools		Airpools		Hydropools		Combipools		Special Combipools	
Article number		AE	AC	HE	HC	CE	CC	IP	AP
U__ 180 CAS 2A ½ V XX	Price of whirlpool system incl. bath	2.747,-	3.219,-	2.850,-	4.490,-	3.977,-	5.617,-	6.642,-	9.922,-
U__ 180 CAS 2B ½ V XX	Price of whirlpool system incl. bath incl. Multiplex Trio	3.221,-	3.693,-	3.324,-	4.964,-	4.451,-	6.091,-	7.116,-	10.396,-

Please replace __ in article number with whirlpool code.
 Please replace ½ in article number with desired position of technical equipment (1 = Layout 1, 2 = Layout 2). The back jets are located at the end at which the technical equipment is installed.
For further options use the order form (see right-hand fold-out page)

Technical parts 1



Technical parts 2



- Accessible via
- Control box
- Rim control

This symbol "O" means this option is possible
 XX = Colour code to be indicated
 For further information on colours, please see the page at the beginning of this section.
 Further information on whirlpool systems please see page 589.

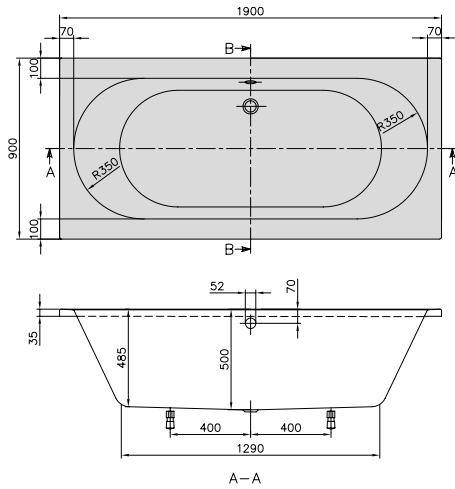
BATH TUBS

O.NOVO Duo (Rectangular 1900 x 900) Acrylic

€ excl. VAT

Not included in scope of delivery: Set of bath feet is not supplied as standard.
Requires extended waste/overflow combination.

Technical information: Baths incl. anti slip are not available with whirlpool systems.
Baths incl. slip resistance are only available in White alpin (01).



h = Installation height (min - max)	
Bath	625 - 675
Whirlpool system	645 - 685
Profibox 2.0 without system	625 - 625
Profibox 2.0 incl. System	625 - 625

Article number	Description	Size l x w	Bottom l x w	Depth	Litres incl. 1 pers	Weight (kg)	01, 96	pcs/pal.
UBA 190 CAS 2V-XX	O.novo, Duo	1900 x 900	1290 x 550	500	220	26	950,-	20

Accessories for baths:

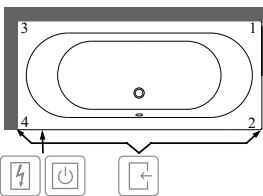
Article number	Description	Price
U99740000	Bath feet, plastic, for baths with even bottom, adjustable from 130 à 180 mm	88,-
U90950461	Matching waste/overflow combination, Chrome	202,-
UCCON0475	Pipe interruptor, incl. connections	254,-
U90600361	Multiplex Trio outlet and overflow fitting with water inlet, Chrome	474,-
U90600461	Multiplex Trio outlet and overflow fitting with water inlet with pipe interruptor, incl. tube interruptor, Chrome	772,-
U90170061	Handgrips, 1 pair = 2 grips, Chrome	248,-
U906100XX	Multifunction cushion, foam, 240 x 150 x 50 mm, available in colours Bali, Peru and Anthracite	99,-

Preassembled bath options in combination with:			Airpools		Hydropools		Combipools		Special Combipools	
For order form, see fold-out page on the right-hand side	only bath		AE	AC	HE	HC	CE	CC	IP	AP
Profibox 2.0 alcove	881,-	○	○	○	○	○	○	○	○	○
Profibox 2.0 corner	1.057,-	○	○	○	○	○	○	○	○	○
TouchLight	827,-	○	-	-	-	-	-	-	-	-
Anti slip (VILBOGRIP)	137,-	○	-	-	-	-	-	-	-	-

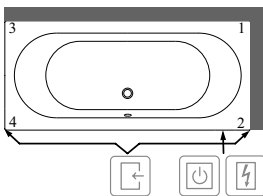
Whirlpools		Airpools		Hydropools		Combipools		Special Combipools	
Article number		AE	AC	HE	HC	CE	CC	IP	AP
U__ 190 CAS 2A ½ V XX	Price of whirlpool system incl. bath	2.990,-	3.462,-	3.093,-	4.733,-	4.220,-	5.860,-	6.885,-	10.165,-
U__ 190 CAS 2B ½ V XX	Price of whirlpool system incl. bath incl. Multiplex Trio	3.464,-	3.936,-	3.567,-	5.207,-	4.694,-	6.334,-	7.359,-	10.639,-

Please replace __ in article number with whirlpool code.
Please replace ½ in article number with desired position of technical equipment (1 = Layout 1, 2 = Layout 2). The back jets are located at the end at which the technical equipment is installed.
For further options use the order form (see right-hand fold-out page)

Technical parts 1



Technical parts 2



-  Accessible via
-  Control box
-  Rim control

This symbol "○" means this option is possible

XX = Colour code to be indicated

For further information on colours, please see the page at the beginning of this section.

Further information on whirlpool systems please see page 589.

PAVIA Duo (Rectangular 1700 x 750) Quarryl®

€ excl. VAT

Included in scope of delivery:

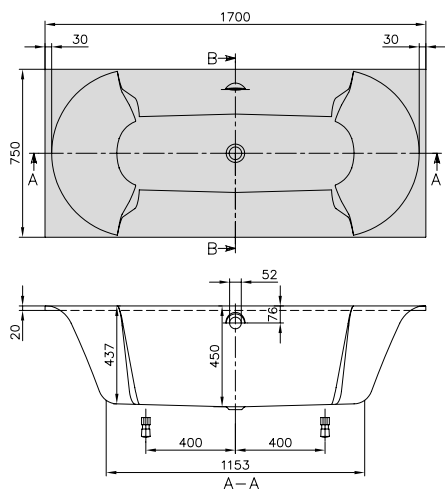
Set of bath feet is supplied as standard (self-adhesive), adjustable from 130 à 180 mm.

Not included in scope of delivery:

Requires extended waste/overflow combination.

Technical information:

Whirlpool systems available on request.



Quarryl®

BATH TUBS

h = Installation height (min - max)	
Bath	585 - 635

Article number	Description	Size l x w	Bottom l x w	Depth	Litres incl. 1 pers	Weight (kg)	01, 96	pcs/pal.
UBQ 170 PAV 2V-XX	Pavia	1700 x 750	1150 x 450	450	130	38,5	1.540,-	8

Accessories for baths:

Article number	Description	Price
U90950461	Matching waste/overflow combination, Chrome	202,-
UCCON0475	Pipe interruptor, incl. connections	254,-
U90600361	Multiplex Trio outlet and overflow fitting with water inlet, Chrome	474,-
U90600461	Multiplex Trio outlet and overflow fitting with water inlet with pipe interrupter, incl. tube interrupter, Chrome	772,-
U906100XX	Multifunction cushion, foam, 240 x 150 x 50 mm, available in colours Bali, Peru and Anthracite	99,-

Preassembled bath options in combination with:

For order form, see fold-out page on the right-hand side

	Price
UNITED free-standing	2.365,-
UNITED corner	1.737,-
TouchLight	827,-

XX = Colour code to be indicated

For further information on colours, please see the page at the beginning of this section.

Further information on whirlpool systems please see page 589.

SQUARO Duo (Rectangular 1700 x 750) Quarryl®

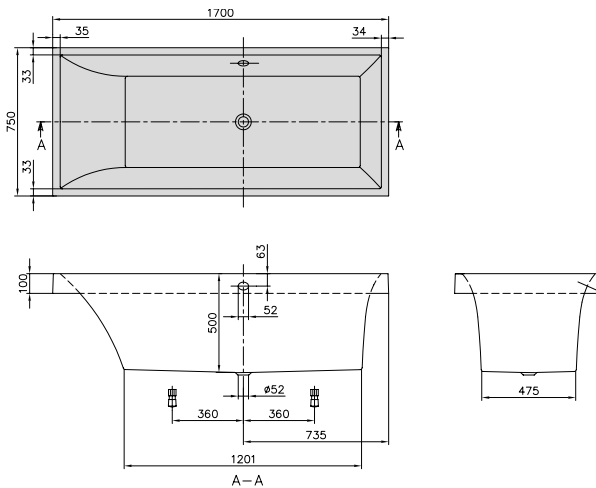
€ excl. VAT

Included in scope of delivery:

Set of bath feet is supplied as standard (self-adhesive), adjustable from 130 à 180 mm.

Not included in scope of delivery:

Requires extended waste/overflow combination.



h = Installation height (min - max)	
Bath	555 - 605
Whirlpool system	580 - 620

Article number	Description	Size l x w	Bottom l x w	Depth	Litres incl. 1 pers	Weight (kg)	01, 96	pcs/pal.
UBQ 170 SQR 2V-XX	Sqaro	1700 x 750	1200 x 480	500	195	53,8	1.387,-	5

Accessories for baths:

Article number	Description	Price
U90950461	Matching waste/overflow combination, Chrome	202,-
UCCON0475	Pipe interrupter, incl. connections	254,-
U90600361	Multiplex Trio outlet and overflow fitting with water inlet, Chrome	474,-
U90600461	Multiplex Trio outlet and overflow fitting with water inlet with pipe interrupter, incl. tube interrupter, Chrome	772,-
U90170061	Handgrips, 1 pair = 2 grips, Chrome	248,-
U906100XX	Multifunction cushion, foam, 240 x 150 x 50 mm, available in colours Bali, Peru and Anthracite	99,-

Preassembled bath options in combination with:

For order form, see fold-out page on the right-hand side

	only bath	Airpools		Hydropools		Combipools		Special Combipools	
		AE	AC	HE	HC	CE	CC	IP	AP
TouchLight	827,-	○	-	-	-	-	-	-	-

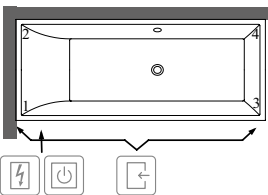
Whirlpools		Airpools		Hydropools		Combipools		Special Combipools	
Article number		AE	AC	HE	HC	CE	CC	IP	AP
U__ 170 SQR 2A ½ V XX	Price of whirlpool system incl. bath	3.427,-	3.899,-	3.530,-	5.170,-	4.657,-	6.297,-	7.322,-	10.602,-
U__ 170 SQR 2B ½ V XX	Price of whirlpool system incl. bath incl. Multiplex Trio	3.901,-	4.373,-	4.004,-	5.644,-	5.131,-	6.771,-	7.796,-	11.076,-

Please replace __ in article number with whirlpool code.

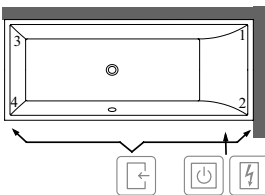
Please replace ½ in article number with desired position of technical equipment (1 = Layout 1, 2 = Layout 2). The back jets are located at the end at which the technical equipment is installed.

For further options use the order form (see right-hand fold-out page)

Technical parts 1



Technical parts 2



- Accessible via
- Control box
- Rim control

This symbol "○" means this option is possible

XX = Colour code to be indicated

For further information on colours, please see the page at the beginning of this section.

Further information on whirlpool systems please see page 589.

SQUARO Duo (Rectangular 1800 x 800) Quarryl®

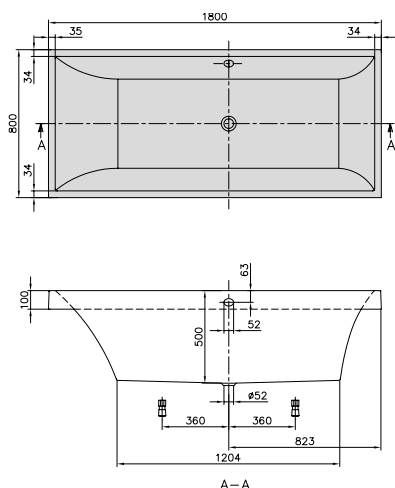
€ excl. VAT

Included in scope of delivery:

Set of bath feet is supplied as standard (self-adhesive), adjustable from 130 à 180 mm.

Not included in scope of delivery:

Requires extended waste/overflow combination.



h = Installation height (min - max)	
Bath	555 - 605
Whirlpool system	580 - 620

Article number	Description	Size l x w	Bottom l x w	Depth	Litres incl. 1 pers	Weight (kg)	01, 96	pcs/pal.
UBQ 180 SQR 2V-XX	Squaro	1800 x 800	1200 x 500	500	215	55,8	1.539,-	5

Accessories for baths:

Article number	Description	Price
U90950461	Matching waste/overflow combination, Chrome	202,-
UCCON0475	Pipe interrupter, incl. connections	254,-
U90600361	Multiplex Trio outlet and overflow fitting with water inlet, Chrome	474,-
U90600461	Multiplex Trio outlet and overflow fitting with water inlet with pipe interrupter, incl. tube interrupter, Chrome	772,-
U90170061	Handgrips, 1 pair = 2 grips, Chrome	248,-
U906100XX	Multifunction cushion, foam, 240 x 150 x 50 mm, available in colours Bali, Peru and Anthracite	99,-

Preassembled bath options in combination with:

For order form, see fold-out page on the right-hand side

	only bath	Airpools		Hydropools		Combipools		Special Combipools	
		AE	AC	HE	HC	CE	CC	IP	AP
TouchLight	827,-	○	-	-	-	-	-	-	-

Whirlpools

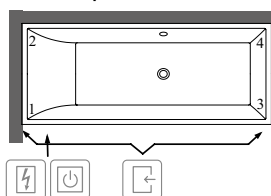
Article number	Description	Airpools		Hydropools		Combipools		Special Combipools	
		AE	AC	HE	HC	CE	CC	IP	AP
U__ 180 SQR 2A ½ V XX	Price of whirlpool system incl. bath	3.579,-	4.051,-	3.682,-	5.322,-	4.809,-	6.449,-	7.474,-	10.754,-
U__ 180 SQR 2B ½ V XX	Price of whirlpool system incl. bath incl. Multiplex Trio	4.053,-	4.525,-	4.156,-	5.796,-	5.283,-	6.923,-	7.948,-	11.228,-

Please replace __ in article number with whirlpool code.

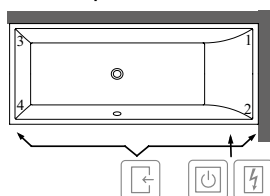
Please replace ½ in article number with desired position of technical equipment (1 = Layout 1, 2 = Layout 2). The back jets are located at the end at which the technical equipment is installed.




For further options use the order form (see right-hand fold-out page)

Technical parts 1



Technical parts 2



-  Accessible via
-  Control box
-  Rim control

This symbol "○" means this option is possible

XX = Colour code to be indicated

For further information on colours, please see the page at the beginning of this section.

Further information on whirlpool systems please see page 589.

SQUARO (Corner 1450 x 1450) Quarry[®]

€ excl. VAT

Included in scope of delivery:

Set of bath feet is supplied as standard (self-adhesive), adjustable from 130 à 180 mm.

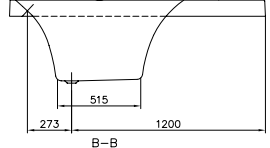
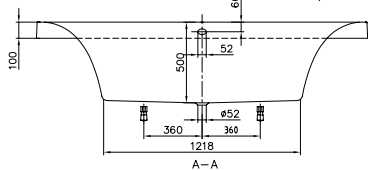
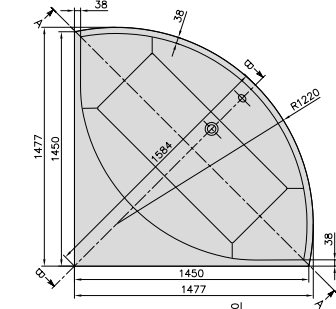
Not included in scope of delivery:

Requires extended waste/overflow combination.

Panel (optionally available, is always pre-installed at the factory). Please note: The panel cannot be retro-fitted.

Technical information:

The height of the panel is 550 mm



Quarry[®]

h = Installation height (min - max)	
Bath	555 - 605
Bath with panel	550 - 650
Whirlpool system	580 - 620

Article number	Description	Size l x w	Bottom l x w	Depth	Litres incl. 1 pers	Weight (kg)	01, 96	pcs/pal.
UBQ 145 SQR 3V-XX	Squaro	1450 x 1450	1200 x 500	500	240	65,2	2.277,-	1

Accessories for baths:

Article number	Description	Price
U90950461	Matching waste/overflow combination, Chrome	202,-
UCCON0475	Pipe interruptor, incl. connections	254,-
U90600361	Multiplex Trio outlet and overflow fitting with water inlet, Chrome	474,-
U90600461	Multiplex Trio outlet and overflow fitting with water inlet with pipe interruptor, incl. tube interrupter, Chrome	772,-
U906100XX	Multifunction cushion, foam, 240 x 150 x 50 mm, available in colours Bali, Peru and Anthracite	99,-

Preassembled bath options in combination with:

For order form, see fold-out page on the right-hand side

	only bath	Airpools		Hydropools		Combipools		Special Combipools	
		AE	AC	HE	HC	CE	CC	IP	AP
Panel same color as bath	972,-	○	○	-	-	-	-	○	-
TouchLight	827,-	○	-	-	-	-	-	-	-

Whirlpools

Article number	Description	Airpools		Hydropools		Combipools		Special Combipools	
		AE	AC	HE	HC	CE	CC	IP	AP
U__ 145 SQR 3A ½ V XX	Price of whirlpool system incl. bath	4.317,-	4.789,-	4.420,-	6.060,-	5.547,-	7.187,-	8.212,-	11.492,-
U__ 145 SQR 3B ½ V XX	Price of whirlpool system incl. bath incl. Multiplex Trio	4.791,-	5.263,-	4.894,-	6.534,-	6.021,-	7.661,-	8.686,-	11.966,-

For the following whirlpool systems the technology protrudes:

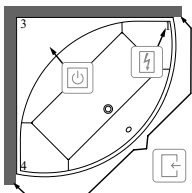
Technical parts	Side	AE	AC	HE	HC	CE	CC	IP	AP
Technical parts 1	Side 1-3	-	-	-	-	-	-	-	+35
	Side 1-4	-	-	-	-	-	-	-	+35
Technical parts 2	Side 1-4	-	-	-	-	-	-	-	+35
	Side 3-4	-	-	-	-	-	-	-	+35

Please replace __ in article number with whirlpool code.

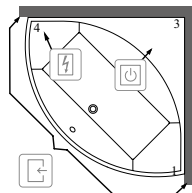
Please replace ½ in article number with desired position of technical equipment (1 = Layout 1, 2 = Layout 2). The back jets are located at the end at which the technical equipment is installed.


For further options use the order form (see right-hand fold-out page)

Technical parts 1



Technical parts 2



-  Accessible via
-  Control box
-  Rim control

This symbol "○" means this option is possible

XX = Colour code to be indicated

For further information on colours, please see the page at the beginning of this section.

Further information on whirlpool systems please see page 589.

SQUARO Duo (Hexagonal 1900 x 800) Quarry®

€ excl. VAT

Included in scope of delivery:

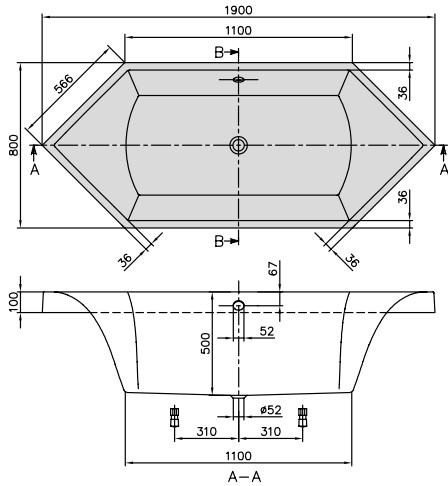
Set of bath feet is supplied as standard (self-adhesive), adjustable from 130 à 180 mm.

Not included in scope of delivery:

Requires extended waste/overflow combination.

Technical information:

In case of corner installation the diagonal dimension is 1344 mm.



h = Installation height (min - max)	
Bath	555 - 605
Whirlpool system	580 - 620

Article number	Description	Size l x w	Bottom l x w	Depth	Litres incl. 1 pers	Weight (kg)	01, 96	pcs/pal.
UBQ 190 SQR 6V-XX	Squaro	1900 x 800	1100 x 500	500	185	50,9	1.950,-	5

Accessories for baths:

Article number	Description	Price
U90950461	Matching waste/overflow combination, Chrome	202,-
UCCON0475	Pipe interruptor, incl. connections	254,-
U90600361	Multiplex Trio outlet and overflow fitting with water inlet, Chrome	474,-
U90600461	Multiplex Trio outlet and overflow fitting with water inlet with pipe interruptor, incl. tube interruptor, Chrome	772,-
U90170061	Handgrips, 1 pair = 2 grips, Chrome	248,-
U906100XX	Multifunction cushion, foam, 240 x 150 x 50 mm, available in colours Bali, Peru and Anthracite	99,-

Preassembled bath options in combination with:

For order form, see fold-out page on the right-hand side	only bath	Airpools		Hydropools		Combpools		Special Combpools	
		AE	AC	HE	HC	CE	CC	IP	AP
TouchLight	827,-	○	-	-	-	-	-	-	-

Whirlpools

Article number	Description	Airpools		Hydropools		Combpools		Special Combpools	
		AE	AC	HE	HC	CE	CC	IP	AP
U__ 190 SQR 6A ½ V XX	Price of whirlpool system incl. bath	3.990,-	4.462,-	4.093,-	5.733,-	5.220,-	6.860,-	7.885,-	11.165,-
U__ 190 SQR 6B ½ V XX	Price of whirlpool system incl. bath incl. Multiplex Trio	4.464,-	4.936,-	4.567,-	6.207,-	5.694,-	7.334,-	8.359,-	11.639,-

For the following whirlpool systems the technology protrudes:

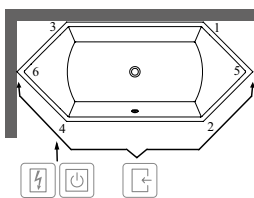
Technical parts 1	Side 3-6	Side 4-6	Side 1-5	Side 2-5
	-	-	-	-
	-	-	-	-
	-	-	-	-
	-	-	-	-

Please replace __ in article number with whirlpool code.

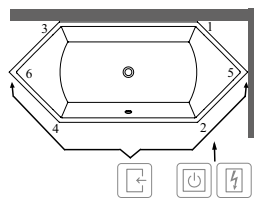
Please replace ½ in article number with desired position of technical equipment (1 = Layout 1, 2 = Layout 2). The back jets are located at the end at which the technical equipment is installed.

For further options use the order form (see right-hand fold-out page)

Technical parts 1



Technical parts 2



- Accessible via
- Control box
- Rim control

This symbol "○" means this option is possible

XX = Colour code to be indicated

For further information on colours, please see the page at the beginning of this section.

Further information on whirlpool systems please see page 589.

SQUARO EDGE 12 Duo (Rectangular 1600 x 750) Quarry®

€ excl. VAT

Included in scope of delivery:

Including extended waste/overflow combination (chrome-plated and white).
 For baths in Star White (96) and Stone White (RW), we recommend the chrome-plated outlet and overflow fitting.
 Set of bath feet is supplied as standard (self-adhesive), adjustable from 130 à 180 mm.

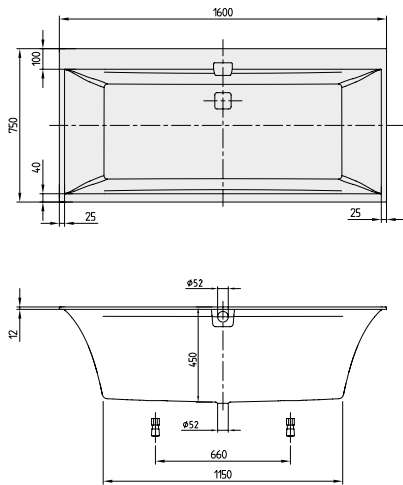
Technical information:

The whirlpool system IP (Special Combipool Invisible) for baths in color RW will be delivered with Stone White colored jets. For all other pools in the color RW, the jets remain in Chrome.

Price for whirlpool system in the colour RW on request.

The delivery time for baths in the colour RW is 4 weeks (made-to-order products)

BATHUBS



Quarry®

h = Installation height (min - max)	
Bath	595 - 645
Whirlpool system	620 - 660
Profibox 2.0 without system	585 - 585
Profibox 2.0 incl. System	625 - 625

Article number	Description	Size l x w	Bottom l x w	Depth	Litres incl. 1 pers	Weight (kg)	01, 96	RW	pcs/pal.
UBQ 160 SQE 2DV-XX	Squaro Edge 12	1600 x 750	1150 x 460	450	160	41,7	1.390,-	1.628,-	5

Accessories for baths:

Article number	Description	Price
UPCON0123	Water inlet, plastic, integrated in the overflow, maximum water flow rate: 20 l/min	314,-
UCCON0475	Pipe interruptor, incl. connections	254,-
U90170061	Handgrips, 1 pair = 2 grips, Chrome	248,-
U906100XX	Multifunction cushion, foam, 240 x 150 x 50 mm, available in colours Bali, Peru and Anthracite	99,-

Preassembled bath options in combination with:

For order form, see fold-out page on the right-hand side

	only bath	Airpools		Hydropools		Combipools		Special Combipools	
		AE	AC	HE	HC	CE	CC	IP	AP
Profibox 2.0 alcove	881,-	○	○	○	-	○	-	-	-
Profibox 2.0 corner	1.057,-	○	○	○	-	○	-	-	-
TouchLight	827,-	○	-	-	-	-	-	-	-

Whirlpools		Airpools		Hydropools		Combipools		Special Combipools	
Article number		AE	AC	HE	HC	CE	CC	IP	AP
U__ 160 SQE 2A ½ V XX	Price of whirlpool system incl. bath	3.430,-	3.902,-	3.533,-	5.173,-	4.660,-	6.300,-	7.325,-	10.605,-
U__ 160 SQE 2B ½ V XX	Price of whirlpool system incl. bath incl. water inlet	3.744,-	4.216,-	3.847,-	5.487,-	4.974,-	6.614,-	7.639,-	10.919,-

For the following whirlpool systems the technology protrudes:

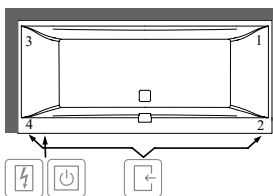
Technical parts 1									
Side 1-3		-	-	-	+5	-	+5	+5	+30
Side 3-4		-	-	-	+10	-	+10	-	+70
Technical parts 2	Side 1-2	-	-	-	+10	-	+10	-	+70
	Side 1-3	-	-	-	+5	-	+5	+5	+30

Please replace __ in article number with whirlpool code.

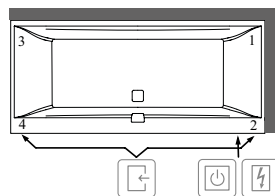
Please replace ½ in article number with desired position of technical equipment (1 = Layout 1, 2 = Layout 2). The back jets are located at the end at which the technical equipment is installed.

For further options use the order form (see right-hand fold-out page)

Technical parts 1



Technical parts 2



- Accessible via
- Control box
- Rim control

This symbol "O" means this option is possible

XX = Colour code to be indicated

For further information on colours, please see the page at the beginning of this section.

Further information on whirlpool systems please see page 589.

SQUARO EDGE 12 Duo (Rectangular 1700 x 750) Quarry[®]

€ excl. VAT

Included in scope of delivery:

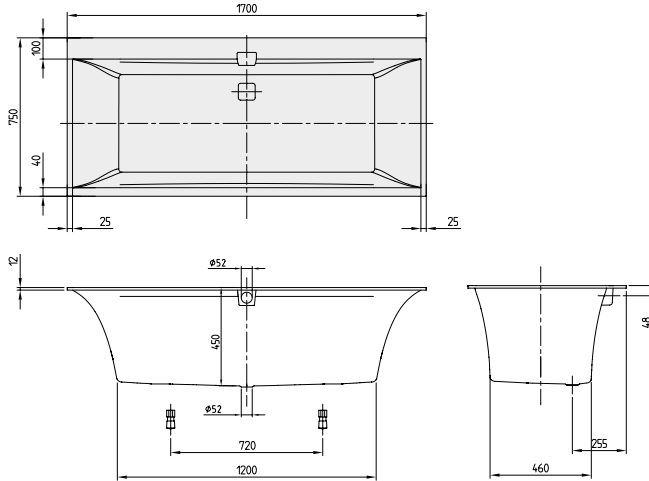
Including extended waste/overflow combination (chrome-plated and white).
For baths in Star White (96) and Stone White (RW), we recommend the chrome-plated outlet and overflow fitting.
Set of bath feet is supplied as standard (self-adhesive), adjustable from 130 à 180 mm.

Technical information:

The whirlpool system IP (Special Combipool Invisible) for baths in color RW will be delivered with Stone White colored jets. For all other pools in the color RW, the jets remain in Chrome.

Price for whirlpool system in the colour RW on request.

The delivery time for baths in the colour RW is 4 weeks (made-to-order products)



Quarry[®]

h = Installation height (min - max)	
Bath	595 - 645
Whirlpool system	620 - 660
UNITED without system	610 - 610
UNITED incl. System	610 - 610
Profibox 2.0 without system	585 - 585
Profibox 2.0 incl. System	625 - 625

Article number	Description	Size l x w	Bottom l x w	Depth	Litres incl. 1 pers	Weight (kg)	01, 96	RW	pcs/pal.
UBQ 170 SQE 2DV-XX	Squaro Edge 12	1700 x 750	1200 x 460	450	165	44,2	1.390,-	1.628,-	5

Accessories for baths:

Article number	Description	Price
UPCON0123	Water inlet, plastic, integrated in the overflow, maximum water flow rate: 20 l/min	314,-
UCCON0475	Pipe interruptor, incl. connections	254,-
U90170061	Handgrips, 1 pair = 2 grips, Chrome	248,-
U906100XX	Multifunction cushion, foam, 240 x 150 x 50 mm, available in colours Bali, Peru and Anthracite	99,-

Preassembled bath options in combination with:

For order form, see fold-out page on the right-hand side

	Price	only bath	Airpools		Hydropools		Combipools		Special Combipools	
			AE	AC	HE	HC	CE	CC	IP	AP
UNITED free-standing	2.365,-	○	-	-	-	-	-	-	-	-
UNITED corner	1.737,-	○	○	○	○	○	○	○	-	-
Profibox 2.0 alcove	881,-	○	○	○	○	○	○	○	○	-
Profibox 2.0 corner	1.057,-	○	○	○	○	○	○	○	○	-
TouchLight	827,-	○	-	-	-	-	-	-	-	-

Whirlpools

Article number	Description	Airpools		Hydropools		Combipools		Special Combipools	
		AE	AC	HE	HC	CE	CC	IP	AP
U__ 170 SQE 2A ½ V XX	Price of whirlpool system incl. bath	3.430,-	3.902,-	3.533,-	5.173,-	4.660,-	6.300,-	7.325,-	10.605,-
U__ 170 SQE 2B ½ V XX	Price of whirlpool system incl. bath incl. water inlet	3.744,-	4.216,-	3.847,-	5.487,-	4.974,-	6.614,-	7.639,-	10.919,-

For the following whirlpool systems the technology protrudes:

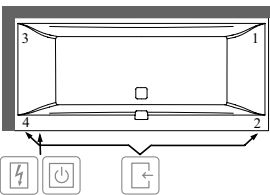
Technical parts	Side	Airpools		Hydropools		Combipools		Special Combipools	
		AE	AC	HE	HC	CE	CC	IP	AP
Technical parts 1	Side 1-3	-	-	-	-	-	-	-	+30
	Side 3-4	-	-	-	-	-	-	-	+30
Technical parts 2	Side 1-2	-	-	-	-	-	-	-	+30
	Side 1-3	-	-	-	-	-	-	-	+30

Please replace __ in article number with whirlpool code.

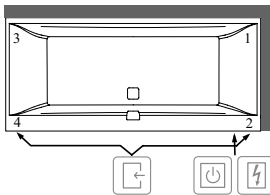
Please replace ½ in article number with desired position of technical equipment (1 = Layout 1, 2 = Layout 2). The back jets are located at the end at which the technical equipment is installed.

For further options use the order form (see right-hand fold-out page)

Technical parts 1



Technical parts 2



- Accessible via
- Control box
- Rim control

This symbol "○" means this option is possible

XX = Colour code to be indicated

For further information on colours, please see the page at the beginning of this section.

Further information on whirlpool systems please see page 589.

SQUARO EDGE 12 Duo (Rectangular 1800 x 800) Quarry[®]

€ excl. VAT

Included in scope of delivery:

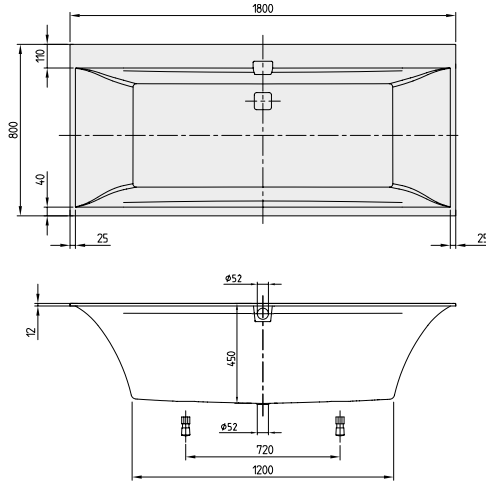
Including extended waste/overflow combination (chrome-plated and white).
For baths in Star White (96) and Stone White (RW), we recommend the chrome-plated outlet and overflow fitting.
Set of bath feet is supplied as standard (self-adhesive), adjustable from 130 à 180 mm.

Technical information:

The whirlpool system IP (Special Combipool Invisible) for baths in color RW will be delivered with Stone White colored jets. For all other pools in the color RW, the jets remain in Chrome.

Price for whirlpool system in the colour RW on request.

The delivery time for baths in the colour RW is 4 weeks (made-to-order products)



h = Installation height (min - max)	
Bath	595 - 645
Whirlpool system	620 - 660
UNITED without system	610 - 610
UNITED incl. System	610 - 610
Profibox 2.0 without system	585 - 585
Profibox 2.0 incl. System	625 - 625

Article number	Description	Size l x w	Bottom l x w	Depth	Litres incl. 1 pers	Weight (kg)	01, 96	RW	pcs/pal.
UBQ 180 SQE 2DV-XX	Squaro Edge 12	1800 x 800	1200 x 480	450	180	44	1.570,-	1.808,-	5

Accessories for baths:

Article number	Description	Price
UPCON0123	Water inlet, plastic, integrated in the overflow, maximum water flow rate: 20 l/min	314,-
UCCON0475	Pipe interruptor, incl. connections	254,-
U90170061	Handgrips, 1 pair = 2 grips, Chrome	248,-
U906100XX	Multifunction cushion, foam, 240 x 150 x 50 mm, available in colours Bali, Peru and Anthracite	99,-

Preassembled bath options in combination with:

For order form, see fold-out page on the right-hand side

	only bath	Airpools		Hydropools		Combipools		Special Combipools	
		AE	AC	HE	HC	CE	CC	IP	AP
UNITED free-standing	2.365,-	○	-	-	-	-	-	-	-
UNITED corner	1.737,-	○	○	○	○	○	○	○	-
Profibox 2.0 alcove	881,-	○	○	○	○	○	○	○	-
Profibox 2.0 corner	1.057,-	○	○	○	○	○	○	○	-
TouchLight	827,-	○	-	-	-	-	-	-	-

Whirlpools

Article number	Description	Airpools		Hydropools		Combipools		Special Combipools	
		AE	AC	HE	HC	CE	CC	IP	AP
U__ 180 SQE 2A ½ V XX	Price of whirlpool system incl. bath	3.610,-	4.082,-	3.713,-	5.353,-	4.840,-	6.480,-	7.505,-	10.785,-
U__ 180 SQE 2B ½ V XX	Price of whirlpool system incl. bath incl. water inlet	3.924,-	4.396,-	4.027,-	5.667,-	5.154,-	6.794,-	7.819,-	11.099,-

For the following whirlpool systems the technology protrudes:

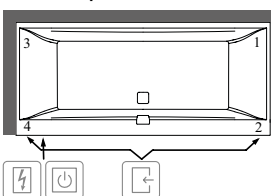
Technical parts 1	Side 3-4	-	-	-	-	-	-	-	+10
Technical parts 2	Side 1-2	-	-	-	-	-	-	-	+10

Please replace __ in article number with whirlpool code.

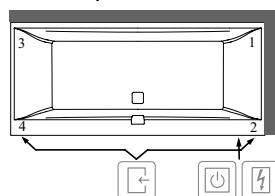
Please replace ½ in article number with desired position of technical equipment (1 = Layout 1, 2 = Layout 2). The back jets are located at the end at which the technical equipment is installed.

For further options use the order form (see right-hand fold-out page)

Technical parts 1



Technical parts 2



-  Accessible via
-  Control box
-  Rim control

This symbol "O" means this option is possible

XX = Colour code to be indicated

For further information on colours, please see the page at the beginning of this section.

Further information on whirlpool systems please see page 589.

SQUARO EDGE 12 Duo (Rectangular 1900 x 900) Quarry[®]

€ excl. VAT

Included in scope of delivery:

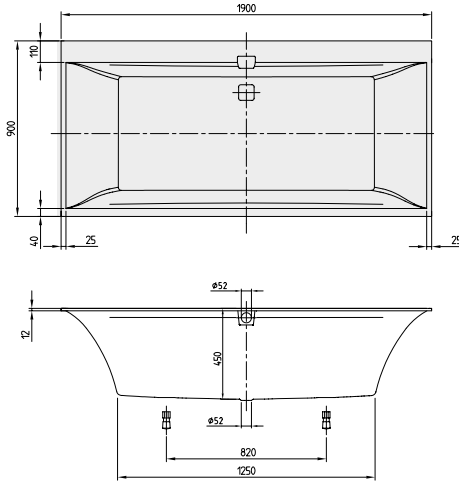
Including extended waste/overflow combination (chrome-plated and white).
For baths in Star White (96) and Stone White (RW), we recommend the chrome-plated outlet and overflow fitting.
Set of bath feet is supplied as standard (self-adhesive), adjustable from 130 à 180 mm.

Technical information:

The whirlpool system IP (Special Combipool Invisible) for baths in color RW will be delivered with Stone White colored jets. For all other pools in the color RW, the jets remain in Chrome.

Price for whirlpool system in the colour RW on request.

The delivery time for baths in the colour RW is 4 weeks (made-to-order products)



Quarry[®]

h = Installation height (min - max)	
Bath	595 - 645
Whirlpool system	620 - 660
UNITED without system	610 - 610
UNITED incl. System	610 - 610
Profibox 2.0 without system	585 - 585
Profibox 2.0 incl. System	625 - 625

Article number	Description	Size l x w	Bottom l x w	Depth	Litres incl. 1 pers	Weight (kg)	01, 96	RW	pcs/pal.
UBQ 190 SQE 2DV-XX	Squaro Edge 12	1900 x 900	1250 x 580	450	240	50,9	1.690,-	1.928,-	5

Accessories for baths:

Article number	Description	Price
UPCON0123	Water inlet, plastic, integrated in the overflow, maximum water flow rate: 20 l/min	314,-
UCCON0475	Pipe interruptor, incl. connections	254,-
U90170061	Handgrips, 1 pair = 2 grips, Chrome	248,-
U906100XX	Multifunction cushion, foam, 240 x 150 x 50 mm, available in colours Bali, Peru and Anthracite	99,-

Preassembled bath options in combination with:

For order form, see fold-out page on the right-hand side

	Price	only bath	Airpools		Hydropools		Combipools		Special Combipools	
			AE	AC	HE	HC	CE	CC	IP	AP
UNITED free-standing	2.365,-	○	-	-	-	-	-	-	-	-
UNITED corner	1.737,-	○	○	○	○	○	○	○	○	-
Profibox 2.0 alcove	881,-	○	○	○	○	○	○	○	○	-
Profibox 2.0 corner	1.057,-	○	○	○	○	○	○	○	○	-
TouchLight	827,-	○	-	-	-	-	-	-	-	-

Whirlpools

Article number	Description	Airpools		Hydropools		Combipools		Special Combipools	
		AE	AC	HE	HC	CE	CC	IP	AP
U__ 190 SQE 2A ½ V XX	Price of whirlpool system incl. bath	3.730,-	4.202,-	3.833,-	5.473,-	4.960,-	6.600,-	7.625,-	10.905,-
U__ 190 SQE 2B ½ V XX	Price of whirlpool system incl. bath incl. water inlet	4.044,-	4.516,-	4.147,-	5.787,-	5.274,-	6.914,-	7.939,-	11.219,-

For the following whirlpool systems the technology protrudes:

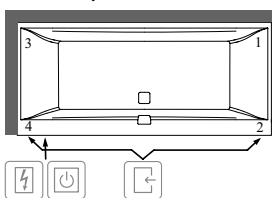
Technical parts 1	Side 1-3	-	-	-	-	-	-	-	+5
Technical parts 2	Side 1-3	-	-	-	-	-	-	-	+5

Please replace __ in article number with whirlpool code.

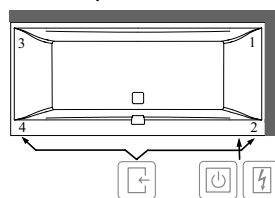
Please replace ½ in article number with desired position of technical equipment (1 = Layout 1, 2 = Layout 2). The back jets are located at the end at which the technical equipment is installed.

For further options use the order form (see right-hand fold-out page)

Technical parts 1



Technical parts 2



- Accessible via
- Control box
- Rim control

This symbol "O" means this option is possible

XX = Colour code to be indicated

For further information on colours, please see the page at the beginning of this section.

Further information on whirlpool systems please see page 589.

BATH TUBS

SQUARO EDGE 12 Duo (Oval 1800 x 800) Quarry[®]

€ excl. VAT

Included in scope of delivery:

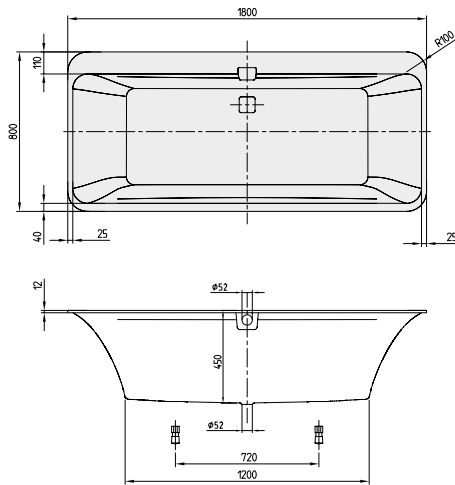
Including extended waste/overflow combination (chrome-plated and white).
 For baths in Star White (96) and Stone White (RW), we recommend the chrome-plated outlet and overflow fitting.
 Set of bath feet is supplied as standard (self-adhesive), adjustable from 130 à 180 mm.

Technical information:

The whirlpool system IP (Special Combipool Invisible) for baths in color RW will be delivered with Stone White colored jets. For all other pools in the color RW, the jets remain in Chrome.

Price for whirlpool system in the colour RW on request.

The delivery time for baths in the colour RW is 4 weeks (made-to-order products)



h = Installation height (min - max)	
Bath	595 - 645
Whirlpool system	620 - 660

Article number	Description	Size l x w	Bottom l x w	Depth	Litres incl. 1 pers	Weight (kg)	01, 96	RW	pcs/pal.
UBQ 180 SQE 7DV-XX	Squaro Edge 12	1800 x 800	1200 x 480	450	180	44	1.918,-	2.156,-	5

Accessories for baths:

Article number	Description	Price
UPCON0123	Water inlet, plastic, integrated in the overflow, maximum water flow rate: 20 l/min	314,-
UCCON0475	Pipe interruptor, incl. connections	254,-
U90170061	Handgrips, 1 pair = 2 grips, Chrome	248,-
U906100XX	Multifunction cushion, foam, 240 x 150 x 50 mm, available in colours Bali, Peru and Anthracite	99,-

Preassembled bath options in combination with:

For order form, see fold-out page on the right-hand side

	only bath	Airpools		Hydropools		Combipools		Special Combipools	
		AE	AC	HE	HC	CE	CC	IP	AP
TouchLight	827,-	○	-	-	-	-	-	-	-

Whirlpools		Airpools		Hydropools		Combipools		Special Combipools	
Article number		AE	AC	HE	HC	CE	CC	IP	AP
U__ 180 SQE 7A ½ V XX	Price of whirlpool system incl. bath	3.958,-	4.430,-	4.061,-	5.701,-	5.188,-	6.828,-	7.853,-	11.133,-
U__ 180 SQE 7B ½ V XX	Price of whirlpool system incl. bath incl. water inlet	4.272,-	4.744,-	4.375,-	6.015,-	5.502,-	7.142,-	8.167,-	11.447,-

For the following whirlpool systems the technology protrudes:

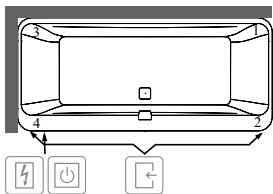
Technical parts 1	Side 3-4	-	-	-	-	-	-	-	+10
Technical parts 2	Side 1-2	-	-	-	-	-	-	-	+10

Please replace __ in article number with whirlpool code.

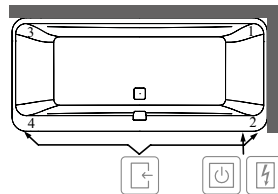
Please replace ½ in article number with desired position of technical equipment (1 = Layout 1, 2 = Layout 2). The back jets are located at the end at which the technical equipment is installed.

For further options use the order form (see right-hand fold-out page)

Technical parts 1



Technical parts 2



-  Accessible via
-  Control box
-  Rim control

This symbol "○" means this option is possible

XX = Colour code to be indicated

For further information on colours, please see the page at the beginning of this section.

Further information on whirlpool systems please see page 589.

SQUARO EDGE 12 Duo (Free-standing 1800 x 800) Quaryl®

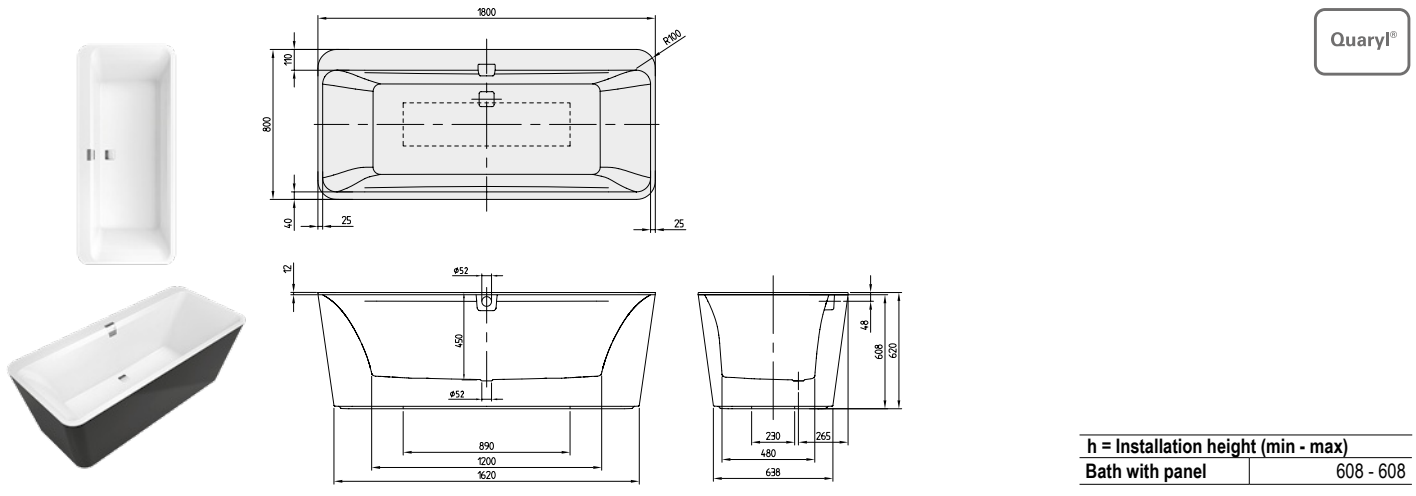
€ excl. VAT

Included in scope of delivery:

Including extended waste/overflow combination (chrome-plated and white).
For baths in Star White (96) and Stone White (RW), we recommend the chrome-plated outlet and overflow fitting.

Technical information:

Whirlpool systems available on request.
The whirlpool system IP (Special Combipool Invisible) for baths in color RW will be delivered with Stone White colored jets. For all other pools in the color RW, the jets remain in Chrome.
The delivery time for baths in the colour RW is 4 weeks (made-to-order products)



h = Installation height (min - max)	
Bath with panel	608 - 608

Article number	Description	Size l x w	Bottom l x w	Depth	Litres incl. 1 pers	Weight (kg)	01, 96	RW	pcs/pal.
UBQ 180 SQE 7PDV-XX	Squaro Edge 12, incl. panel in the same colour as the bath	1800 x 800	1200 x 480	450	180	110,4	3.616,-	4.013,-	1
UBQ 180 SQE 7PDT1V-01	Squaro Edge 12, incl. Quaryl® panel (Graphite Noir)						4.125,-	4.522,-	1

Accessories for baths:

Article number	Description	Price
UPCON0123	Water inlet, plastic, integrated in the overflow, maximum water flow rate: 20 l/min	314,-
UCCON0475	Pipe interruptor, incl. connections	254,-
U90170061	Handgrips, 1 pair = 2 grips, Chrome	248,-
U906100XX	Multifunction cushion, foam, 240 x 150 x 50 mm, available in colours Bali, Peru and Anthracite	99,-

XX = Colour code to be indicated
For further information on colours, please see the page at the beginning of this section.
Further information on whirlpool systems please see page 589.

SQUARO EDGE 12 Duo (Free-standing 1800 x 800) Quaryl®, Colour on Demand

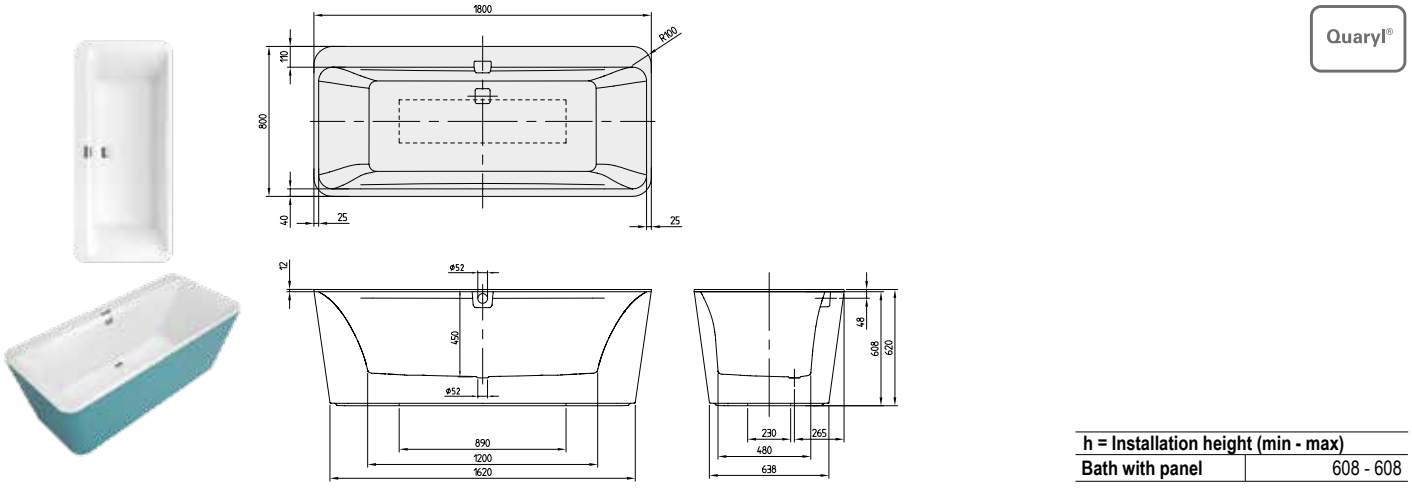
€ excl. VAT

Included in scope of delivery:

Including extended waste/overflow combination (chrome-plated and white).
For baths in Star White (96), we recommend the chrome-plated outlet and overflow fitting.

Technical information:

Whirlpool systems available on request.
The delivery time for baths in the colour RW is 4 weeks (made-to-order products)



h = Installation height (min - max)	
Bath with panel	608 - 608

Article number	Description	Size l x w	Bottom l x w	Depth	Litres incl. 1 pers	Weight (kg)	01, 96	RW	pcs/pal.
UBQ 180 SQE 7PDBCV-XX	Squaro Edge 12, free-standing, incl. panel in Colour on Demand (Quaryl®)	1800 x 800	1200 x 480	450	180	110,4	4.297,-	4.694,-	1

Accessories for baths:

Article number	Description	Price
UPCON0123	Water inlet, plastic, integrated in the overflow, maximum water flow rate: 20 l/min	314,-
UCCON0475	Pipe interruptor, incl. connections	254,-
U90170061	Handgrips, 1 pair = 2 grips, Chrome	248,-
U906100XX	Multifunction cushion, foam, 240 x 150 x 50 mm, available in colours Bali, Peru and Anthracite	99,-

Made-to-order production - Colour on Demand: 3 week delivery period. Please make sure to use the **order form** that you will find immediately after the chapter on baths on page 582-583, so that we can complete the order for you.

XX = Colour code to be indicated
For further information on colours, please see the page at the beginning of this section.
Further information on whirlpool systems please see page 589.

SQUARO EDGE 12 Excellence Duo (Free-standing 1800 x 800) Quarry¹

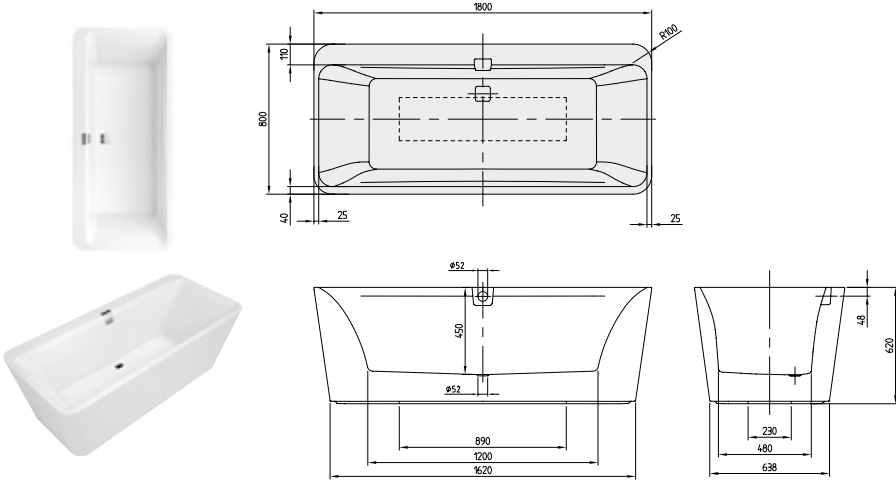
€ excl. VAT

Included in scope of delivery:

Including extended waste/overflow combination (chrome-plated and white).
For baths in Star White (96) and Stone White (RW), we recommend the chrome-plated outlet and overflow fitting.

Technical information:

The delivery time for baths in the colour RW is 4 weeks (made-to-order products)



BATH TUBS

h = Installation height (min - max)	
Bath	620 - 620

Article number	Description	Size l x w	Bottom l x w	Depth	Litres incl. 1 pers	Weight (kg)	01, 96	RW	pcs/pal.
UBQ 180 SQE 9W2V-XX	Squaro Edge 12, seamless, incl. pre-fitted outlet and overflow (chrome plated), Excellence	1800 x 800	1200 x 480	450	180	98	4.253,-	4.650,-	1
UBQ 180 SQE 9T2V-XX	Squaro Edge 12, seamless, including pre-fitted water inlet (chrome-plated), Excellence						4.539,-	4.931,-	1

Accessories for baths:

Article number	Description	Price
UCCON0475	Pipe interruptor, incl. connections	254,-
U90170061	Handgrips, 1 pair = 2 grips, Chrome	248,-
U906100XX	Multifunction cushion, foam, 240 x 150 x 50 mm, available in colours Bali, Peru and Anthracite	99,-

XX = Colour code to be indicated
For further information on colours, please see the page at the beginning of this section.
Further information on whirlpool systems please see page 589.

SQUARO EDGE 12 Excellence Duo (Free-standing 1800 x 800) Quarry[®], Colour on Demand

€ excl. VAT

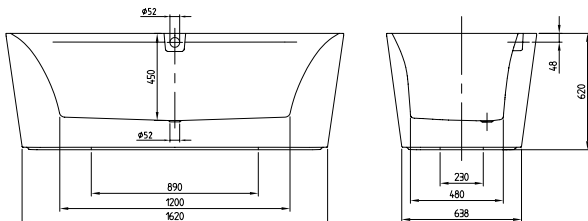
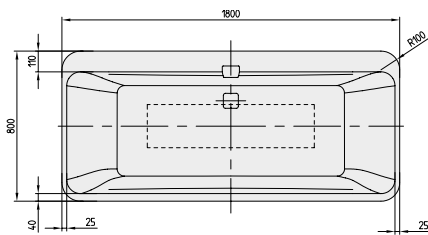
Included in scope of delivery:

Including extended waste/overflow combination (chrome-plated and white).
For baths in Star White (96), we recommend the chrome-plated outlet and overflow fitting.

Technical information:

The delivery time for baths in the colour RW is 4 weeks (made-to-order products)

BATHUBS



h = Installation height (min - max)	
Bath	620 - 620

Article number	Description	Size l x w	Bottom l x w	Depth	Litres incl. 1 pers	Weight (kg)	01, 96	RW	pcs/pal.
UBQ 180 SQE 9T2BCV-XX	Squaro Edge 12, seamless, Colour on Demand (Quarry [®]), including pre-fitted water inlet (chrome-plated), Excellence	1800 x 800	1200 x 480	450	180	98	5.293,-	5.690,-	1
UBQ 180 SQE 9W2BCV-XX	Squaro Edge 12, seamless, Colour on Demand (Quarry [®]), incl. pre-fitted outlet and overflow (chrome plated), Excellence						5.007,-	5.404,-	1

Accessories for baths:

Article number	Description	Price
UCCON0475	Pipe interruptor, incl. connections	254,-
U90170061	Handgrips, 1 pair = 2 grips, Chrome	248,-
U906100XX	Multifunction cushion, foam, 240 x 150 x 50 mm, available in colours Bali, Peru and Anthracite	99,-

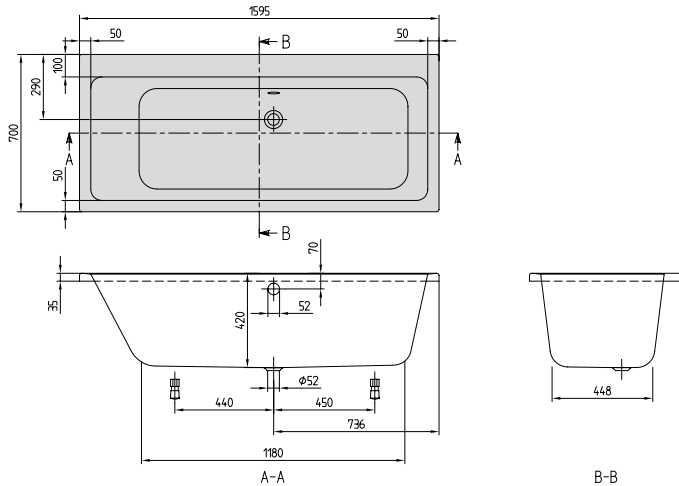
Made-to-order production - Colour on Demand: 3 week delivery period. Please make sure to use the **order form** that you will find immediately after the chapter on baths on page 582-583, so that we can complete the order for you.

XX = Colour code to be indicated
For further information on colours, please see the page at the beginning of this section.
Further information on whirlpool systems please see page 589.

SUBWAY Duo (Rectangular 1600 x 700) Acrylic

€ excl. VAT

Not included in scope of delivery: Set of bath feet is not supplied as standard.



h = Installation height (min - max)	
Bath	525 - 575
Whirlpool system	565 - 605
Profibox 2.0 without system	585 - 585
Profibox 2.0 incl. System	625 - 625

Article number	Description	Size l x w	Bottom l x w	Depth	Litres incl. 1 pers	Weight (kg)	01, 96	pcs/pal.
UBA 167 SUB 2V-XX	Subway	1600 x 700	1200 x 440	420	125	20	875,-	10

Accessories for baths:

Article number	Description	Price
U99740000	Bath feet, plastic, for baths with even bottom, adjustable from 130 à 180 mm	88,-
U90950461	Matching waste/overflow combination, Chrome	202,-
UCCON0475	Pipe interrupter, incl. connections	254,-
U90600361	Multiplex Trio outlet and overflow fitting with water inlet, Chrome	474,-
U90600461	Multiplex Trio outlet and overflow fitting with water inlet with pipe interrupter, incl. tube interrupter, Chrome	772,-
U90170061	Handgrips, 1 pair = 2 grips, Chrome	248,-
U906100XX	Multifunction cushion, foam, 240 x 150 x 50 mm, available in colours Bali, Peru and Anthracite	99,-

Preassembled bath options in combination with: For order form, see fold-out page on the right-hand side	only bath	Airpools		Hydropools		Combipools		Special Combipools	
		AE	AC	HE	HC	CE	CC	IP	AP
Profibox 2.0 alcove	881,-	○	○	○	-	○	-	-	-
Profibox 2.0 corner	1.057,-	○	○	○	-	○	-	-	-
TouchLight	827,-	○	-	-	-	-	-	-	-

Whirlpools	Article number	Description	Airpools		Hydropools		Combipools		Special Combipools	
			AE	AC	HE	HC	CE	CC	IP	AP
	U__ 167 SUB 2A ½ V XX	Price of whirlpool system incl. bath	2.915,-	3.387,-	3.018,-	4.658,-	4.145,-	5.785,-	6.810,-	10.090,-
	U__ 167 SUB 2B ½ V XX	Price of whirlpool system incl. bath incl. Multiplex Trio	3.389,-	3.861,-	3.492,-	5.132,-	4.619,-	6.259,-	7.284,-	10.564,-

For the following whirlpool systems the technology protrudes:

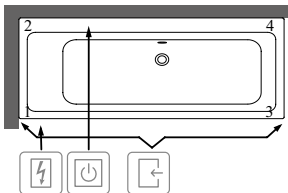
Technical parts 1	Side 1-2	-	-	-	-	-	-	-	-	+
Technical parts 2	Side 1-2	-	-	-	-	-	-	-	-	+40
	Side 1-3	-	-	-	+10	-	+10	+10	+30	

Please replace __ in article number with whirlpool code.

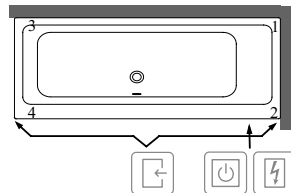
Please replace ½ in article number with desired position of technical equipment (1 = Layout 1, 2 = Layout 2). The back jets are located at the end at which the technical equipment is installed.

For further options use the order form (see right-hand fold-out page)

Technical parts 1



Technical parts 2



- Accessible via
- Control box
- Rim control

This symbol "○" means this option is possible

XX = Colour code to be indicated

For further information on colours, please see the page at the beginning of this section.

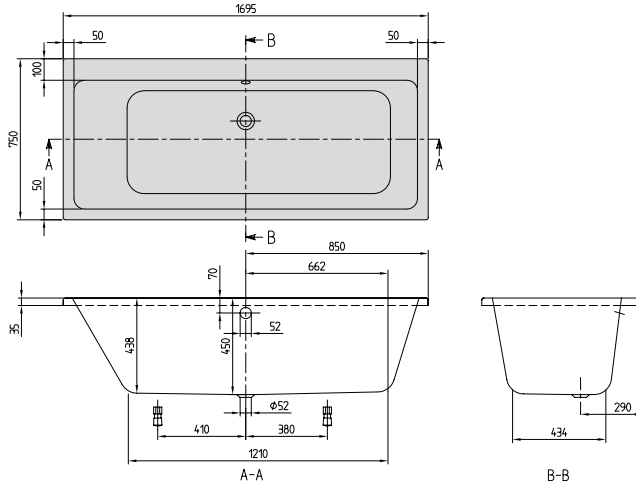
Further information on whirlpool systems please see page 589.

BATH TUBS

SUBWAY Duo (Rectangular 1700 x 750) Acrylic

€ excl. VAT

Not included in scope of delivery: Set of bath feet is not supplied as standard.



h = Installation height (min - max)	
Bath	555 - 605
Whirlpool system	595 - 635
Profibox 2.0 without system	585 - 585
Profibox 2.0 incl. System	625 - 625

Article number	Description	Size l x w	Bottom l x w	Depth	Litres incl. 1 pers	Weight (kg)	01, 96	pcs/pal.
UBA 170 SUB 2V-XX	Subway	1700 x 750	1210 x 470	450	160	22	996,-	10

Accessories for baths:

Article number	Description	Price
U99740000	Bath feet, plastic, for baths with even bottom, adjustable from 130 à 180 mm	88,-
U90950461	Matching waste/overflow combination, Chrome	202,-
UCCON0475	Pipe interrupter, incl. connections	254,-
U90600361	Multiplex Trio outlet and overflow fitting with water inlet, Chrome	474,-
U90600461	Multiplex Trio outlet and overflow fitting with water inlet with pipe interrupter, incl. tube interrupter, Chrome	772,-
U90170061	Handgrips, 1 pair = 2 grips, Chrome	248,-
U906100XX	Multifunction cushion, foam, 240 x 150 x 50 mm, available in colours Bali, Peru and Anthracite	99,-

Preassembled bath options in combination with:

For order form, see fold-out page on the right-hand side

	only bath	Airpools		Hydropools		Combipools		Special Combipools	
		AE	AC	HE	HC	CE	CC	IP	AP
Profibox 2.0 alcove	881,-	○	○	○	○	○	○	-	-
Profibox 2.0 corner	1.057,-	○	○	○	○	○	○	-	-
TouchLight	827,-	○	-	-	-	-	-	-	-

Whirlpools		Airpools		Hydropools		Combipools		Special Combipools	
Article number		AE	AC	HE	HC	CE	CC	IP	AP
U__ 170 SUB 2A ½ V XX	Price of whirlpool system incl. bath	3.036,-	3.508,-	3.139,-	4.779,-	4.266,-	5.906,-	6.931,-	10.211,-
U__ 170 SUB 2B ½ V XX	Price of whirlpool system incl. bath incl. Multiplex Trio	3.510,-	3.982,-	3.613,-	5.253,-	4.740,-	6.380,-	7.405,-	10.685,-

For the following whirlpool systems the technology protrudes:

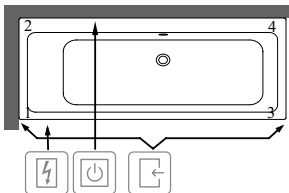
Technical parts		AE	AC	HE	HC	CE	CC	IP	AP
Technical parts 1	Side 1-2	-	-	-	-	-	-	-	+30
	Side 1-3	-	-	-	-	-	-	+10	+30
Technical parts 2	Side 1-2	-	-	-	-	-	-	-	+30
	Side 1-3	-	-	-	-	-	-	+10	+30

Please replace __ in article number with whirlpool code.

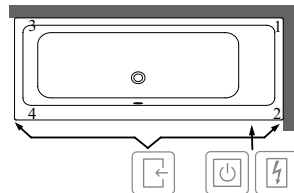
Please replace ½ in article number with desired position of technical equipment (1 = Layout 1, 2 = Layout 2). The back jets are located at the end at which the technical equipment is installed.


For further options use the order form (see right-hand fold-out page)

Technical parts 1



Technical parts 2



-  Accessible via
-  Control box
-  Rim control

This symbol "○" means this option is possible

XX = Colour code to be indicated

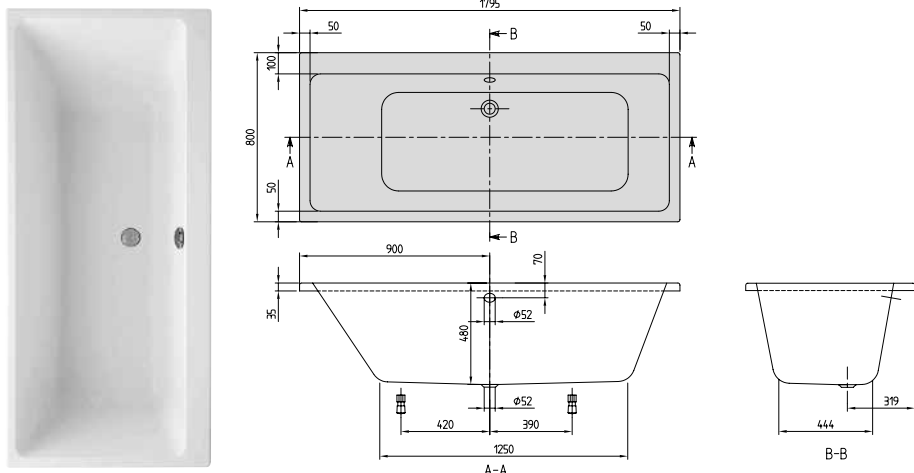
For further information on colours, please see the page at the beginning of this section.

Further information on whirlpool systems please see page 589.

SUBWAY Duo (Rectangular 1800 x 800) Acrylic

€ excl. VAT

Not included in scope of delivery: Set of bath feet is not supplied as standard. Requires extended waste/overflow combination.



h = Installation height (min - max)	
Bath	585 - 635
Whirlpool system	625 - 665
Profibox 2.0 without system	585 - 585
Profibox 2.0 incl. System	625 - 625

Article number	Description	Size l x w	Bottom l x w	Depth	Litres incl. 1 pers	Weight (kg)	01, 96	pcs/pal.
UBA 180 SUB 2V-XX	Subway	1800 x 800	1250 x 490	480	180	24,5	1.080,-	10

Accessories for baths:

Article number	Description	Price
U99740000	Bath feet, plastic, for baths with even bottom, adjustable from 130 à 180 mm	88,-
U90950461	Matching waste/overflow combination, Chrome	202,-
UCCON0475	Pipe interruptor, incl. connections	254,-
U90600361	Multiplex Trio outlet and overflow fitting with water inlet, Chrome	474,-
U90600461	Multiplex Trio outlet and overflow fitting with water inlet with pipe interruptor, incl. tube interruptor, Chrome	772,-
U90170061	Handgrips, 1 pair = 2 grips, Chrome	248,-
U906100XX	Multifunction cushion, foam, 240 x 150 x 50 mm, available in colours Bali, Peru and Anthracite	99,-

Preassembled bath options in combination with: For order form, see fold-out page on the right-hand side	only bath	Airpools		Hydropools		Combipools		Special Combipools	
		AE	AC	HE	HC	CE	CC	IP	AP
Profibox 2.0 alcove	881,-	○	○	○	○	○	○	○	-
Profibox 2.0 corner	1.057,-	○	○	○	○	○	○	○	-
TouchLight	827,-	○	-	-	-	-	-	-	-

Whirlpools	Article number	Description	Airpools		Hydropools		Combipools		Special Combipools	
			AE	AC	HE	HC	CE	CC	IP	AP
	U__ 180 SUB 2A ½ V XX	Price of whirlpool system incl. bath	3.120,-	3.592,-	3.223,-	4.863,-	4.350,-	5.990,-	7.015,-	10.295,-
	U__ 180 SUB 2B ½ V XX	Price of whirlpool system incl. bath incl. Multiplex Trio	3.594,-	4.066,-	3.697,-	5.337,-	4.824,-	6.464,-	7.489,-	10.769,-

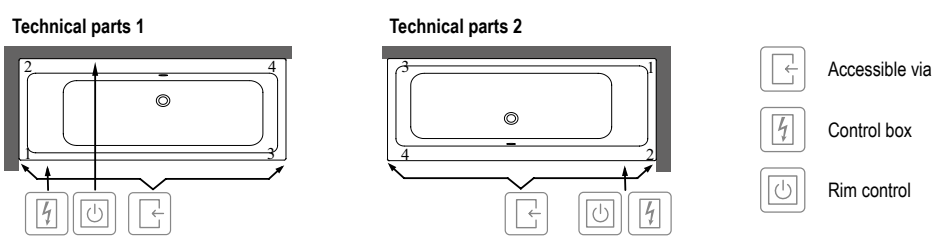
For the following whirlpool systems the technology protrudes:

Technical parts 1	Side 1-3	-	-	-	-	-	-	+10	+20
Technical parts 2	Side 1-3	-	-	-	-	-	-	+10	+20

Please replace __ in article number with whirlpool code.

Please replace ½ in article number with desired position of technical equipment (1 = Layout 1, 2 = Layout 2). The back jets are located at the end at which the technical equipment is installed.

For further options use the order form (see right-hand fold-out page)



This symbol "O" means this option is possible

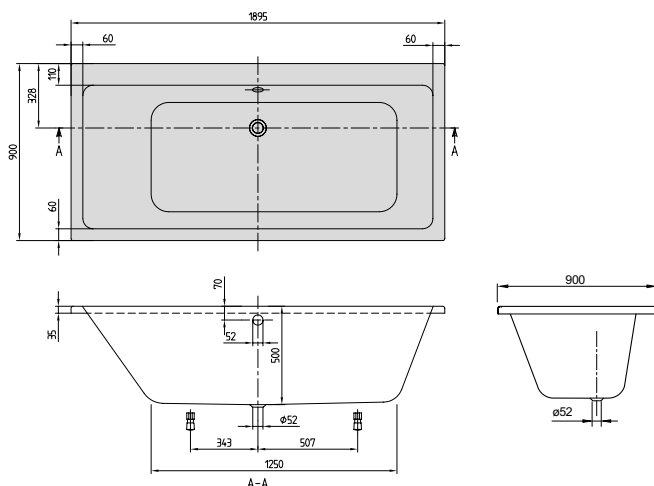
XX = Colour code to be indicated
For further information on colours, please see the page at the beginning of this section.
Further information on whirlpool systems please see page 589.

BATH TUBS

SUBWAY Duo (Rectangular 1900 x 900) Acrylic

€ excl. VAT

Not included in scope of delivery: Set of bath feet is not supplied as standard. Requires extended waste/overflow combination.



h = Installation height (min - max)	
Bath	605 - 655
Whirlpool system	645 - 685
Profibox 2.0 without system	625 - 625
Profibox 2.0 incl. System	625 - 625

Article number	Description	Size l x w	Bottom l x w	Depth	Litres incl. 1 pers	Weight (kg)	01, 96	pcs/pal.
UBA 199 SUB 2V-XX	Subway	1900 x 900	1250 x 530	500	230	27	1.165,-	10

Accessories for baths:

Article number	Description	Price
U99740000	Bath feet, plastic, for baths with even bottom, adjustable from 130 à 180 mm	88,-
U90950461	Matching waste/overflow combination, Chrome	202,-
UCCON0475	Pipe interruptor, incl. connections	254,-
U90600361	Multiplex Trio outlet and overflow fitting with water inlet, Chrome	474,-
U90600461	Multiplex Trio outlet and overflow fitting with water inlet with pipe interruptor, incl. tube interrupter, Chrome	772,-
U906100XX	Multifunction cushion, foam, 240 x 150 x 50 mm, available in colours Bali, Peru and Anthracite	99,-

Preassembled bath options in combination with:

For order form, see fold-out page on the right-hand side	only bath	Airpools		Hydropools		Combipools		Special Combipools	
		AE	AC	HE	HC	CE	CC	IP	AP
Profibox 2.0 alcove	881,-	○	○	○	○	○	○	○	-
Profibox 2.0 corner	1.057,-	○	○	○	○	○	○	○	-
TouchLight	827,-	○	-	-	-	-	-	-	-

Whirlpools		Airpools		Hydropools		Combipools		Special Combipools	
Article number		AE	AC	HE	HC	CE	CC	IP	AP
U__ 199 SUB 2A ½ V XX	Price of whirlpool system incl. bath	3.205,-	3.677,-	3.308,-	4.948,-	4.435,-	6.075,-	7.100,-	10.380,-
U__ 199 SUB 2B ½ V XX	Price of whirlpool system incl. bath incl. Multiplex Trio	3.679,-	4.151,-	3.782,-	5.422,-	4.909,-	6.549,-	7.574,-	10.854,-

For the following whirlpool systems the technology protrudes:

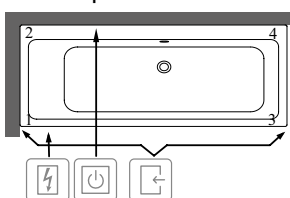
Technical parts 1	Side 1-3	-	-	-	-	-	-	-	+10
Technical parts 2	Side 1-3	-	-	-	-	-	-	-	+10

Please replace __ in article number with whirlpool code.

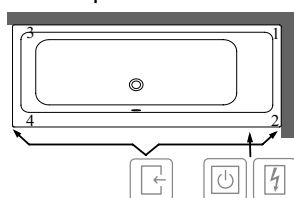
Please replace ½ in article number with desired position of technical equipment (1 = Layout 1, 2 = Layout 2). The back jets are located at the end at which the technical equipment is installed.

For further options use the order form (see right-hand fold-out page)

Technical parts 1



Technical parts 2



- Accessible via
- Control box
- Rim control

This symbol "○" means this option is possible

XX = Colour code to be indicated

For further information on colours, please see the page at the beginning of this section.

Further information on whirlpool systems please see page 589.

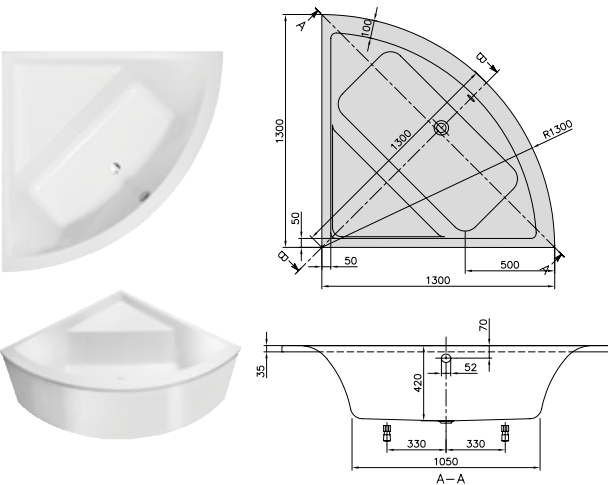
SUBWAY (Corner 1300 x 1300) Acrylic

€ excl. VAT

Not included in scope of delivery:

Set of bath feet is not supplied as standard.
 Requires extended waste/overflow combination.
 Panel (optionally available, is always pre-installed at the factory). Please note: The panel cannot be retro-fitted.
 The height of the panel is 610 mm.
 In the case of baths with apron and support set, no bath feet (U99740000) are required.

Technical information:



h = Installation height (min - max)	
Bath	525 - 575
Bath with panel	590 - 690
Whirlpool system	595 - 635

Article number	Description	Size l x w	Bottom l x w	Depth	Litres incl. 1 pers	Weight (kg)	01, 96	pcs/pal.
UBA 130 SUB 3V-XX	Subway	1300 x 1300	1050 x 460	420	150	25	1.454,-	5

Accessories for baths:

Article number	Description	Price
U99740000	Bath feet, plastic, for baths with even bottom, adjustable from 130 à 180 mm	88,-
U90950461	Matching waste/overflow combination, Chrome	202,-
UCCON0475	Pipe interrupter, incl. connections	254,-
U90600361	Multiplex Trio outlet and overflow fitting with water inlet, Chrome	474,-
U90600461	Multiplex Trio outlet and overflow fitting with water inlet with pipe interrupter, incl. tube interrupter, Chrome	772,-
U906100XX	Multifunction cushion, foam, 240 x 150 x 50 mm, available in colours Bali, Peru and Anthracite	99,-

Preassembled bath options in combination with:

For order form, see fold-out page on the right-hand side	only bath	Airpools		Hydropools		Combipools		Special Combipools	
		AE	AC	HE	HC	CE	CC	IP	AP
Separate panel	506,-	○	○	○	○	○	○	○	-
TouchLight	827,-	○	-	-	-	-	-	-	-

Whirlpools

Article number	Description	Airpools		Hydropools		Combipools		Special Combipools	
		AE	AC	HE	HC	CE	CC	IP	AP
U__ 130 SUB 3A ½ V XX	Price of whirlpool system incl. bath	3.494,-	3.966,-	3.597,-	5.237,-	4.724,-	6.364,-	7.389,-	10.669,-
U__ 130 SUB 3B ½ V XX	Price of whirlpool system incl. bath incl. Multiplex Trio	3.968,-	4.440,-	4.071,-	5.711,-	5.198,-	6.838,-	7.863,-	11.143,-

For the following whirlpool systems the technology protrudes:

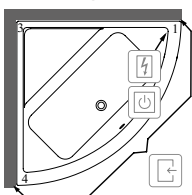
Technical parts 1	Side 1-3	Side 1-4	Airpools		Hydropools		Combipools		Special Combipools	
			AE	AC	HE	HC	CE	CC	IP	AP
Technical parts 2	Side 1-3	-	-	-	-	-	-	-	-	+60
	Side 1-4	-	-	-	-	-	-	-	-	+60
Technical parts 2	Side 1-4	-	-	-	-	-	-	-	-	+60
	Side 3-4	-	-	-	-	-	-	-	-	+60

Please replace __ in article number with whirlpool code.

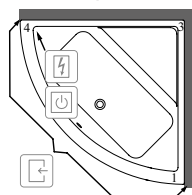
Please replace ½ in article number with desired position of technical equipment (1 = Layout 1, 2 = Layout 2). The back jets are located at the end at which the technical equipment is installed.

For further options use the order form (see right-hand fold-out page)

Technical parts 1



Technical parts 2



-  Accessible via
-  Control box
-  Rim control

This symbol "O" means this option is possible

XX = Colour code to be indicated

For further information on colours, please see the page at the beginning of this section.

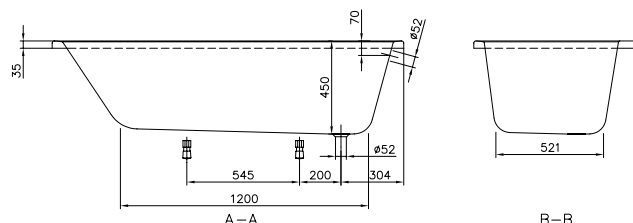
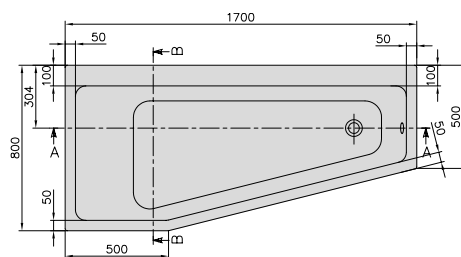
Further information on whirlpool systems please see page 589.

BATH TUBS

SUBWAY (Offset 1700 x 800) Acrylic

€ excl. VAT

Not included in scope of delivery: Set of bath feet is not supplied as standard.



h = Installation height (min - max)

Bath 555 - 605

Article number	Description	Size l x w	Bottom l x w	Depth	Litres incl. 1 pers	Weight (kg)	01, 96	pcs/pal.
UBA 178 SUB 3LIV-XX	Subway, left	1700 x 800	1200 x 521	450	130	21	1.217,-	10

Accessories for baths:

Article number	Description	Price
U99740000	Bath feet, plastic, for baths with even bottom, adjustable from 130 à 180 mm	88,-
U90950461	Matching waste/overflow combination, Chrome	202,-
UCCON0475	Pipe interrupter, incl. connections	254,-
U90600361	Multiplex Trio outlet and overflow fitting with water inlet, Chrome	474,-
U90600461	Multiplex Trio outlet and overflow fitting with water inlet with pipe interrupter, incl. tube interrupter, Chrome	772,-
U90170061	Handgrips, 1 pair = 2 grips, Chrome	248,-
U906100XX	Multifunction cushion, foam, 240 x 150 x 50 mm, available in colours Bali, Peru and Anthracite	99,-

XX = Colour code to be indicated

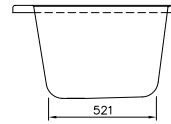
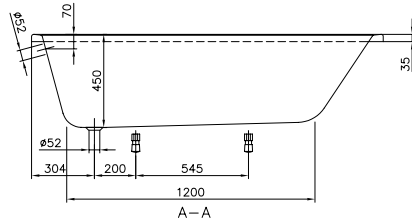
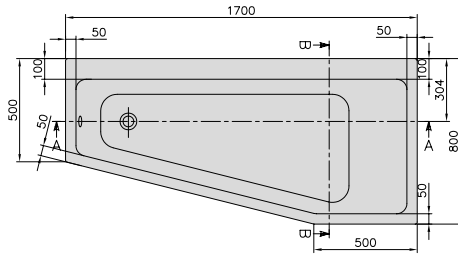
For further information on colours, please see the page at the beginning of this section.

Further information on whirlpool systems please see page 589.

SUBWAY (Offset 1700 x 800) Acrylic

€ excl. VAT

Not included in scope of delivery: Set of bath feet is not supplied as standard.



h = Installation height (min - max)	
Bath	555 - 605

Article number	Description	Size l x w	Bottom l x w	Depth	Litres incl. 1 pers	Weight (kg)	01, 96	pcs/pal.
UBA 178 SUB 3REV-XX	Subway, right	1700 x 800	1200 x 521	450	130	21	1.217,-	10

Accessories for baths:

Article number	Description	Price
U99740000	Bath feet, plastic, for baths with even bottom, adjustable from 130 à 180 mm	88,-
U90950461	Matching waste/overflow combination, Chrome	202,-
UCCON0475	Pipe interrupter, incl. connections	254,-
U90600361	Multiplex Trio outlet and overflow fitting with water inlet, Chrome	474,-
U90600461	Multiplex Trio outlet and overflow fitting with water inlet with pipe interrupter, incl. tube interrupter, Chrome	772,-
U90170061	Handgrips, 1 pair = 2 grips, Chrome	248,-
U906100XX	Multifunction cushion, foam, 240 x 150 x 50 mm, available in colours Bali, Peru and Anthracite	99,-

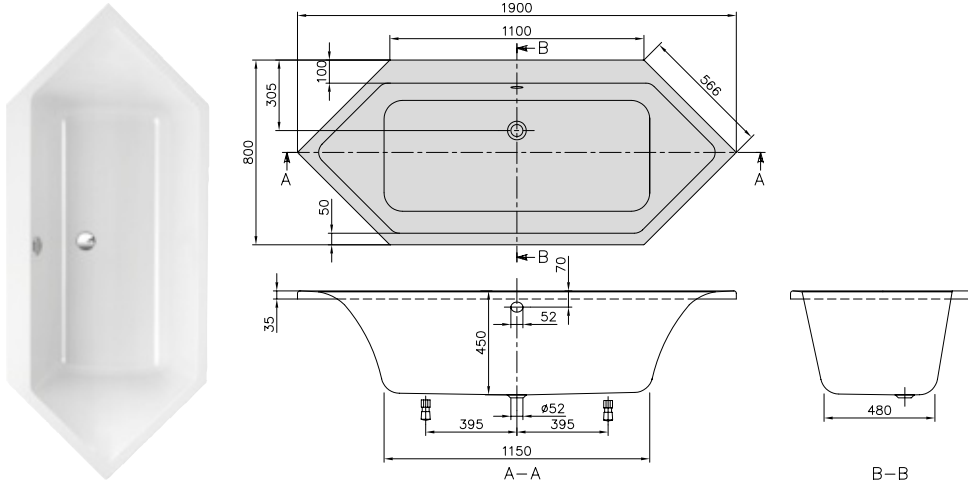
XX = Colour code to be indicated
For further information on colours, please see the page at the beginning of this section.
Further information on whirlpool systems please see page 589.

BATH TUBS

SUBWAY Duo (Hexagonal 1900 x 800) Acrylic

€ excl. VAT

Not included in scope of delivery: Set of bath feet is not supplied as standard. Requires extended waste/overflow combination.
Technical information: In case of corner installation the diagonal dimension is 1344 mm.



h = Installation height (min - max)	
Bath	555 - 605
Whirlpool system	595 - 635

Article number	Description	Size l x w	Bottom l x w	Depth	Litres incl. 1 pers	Weight (kg)	01, 96	pcs/ pal.
UBA 190 SUB 6V-XX	Subway	1900 x 800	1150 x 480	450	145	23	1.379,-	10

Accessories for baths:

Article number	Description	Price
U99740000	Bath feet, plastic, for baths with even bottom, adjustable from 130 à 180 mm	88,-
U90950461	Matching waste/overflow combination, Chrome	202,-
UCCON0475	Pipe interruptor, incl. connections	254,-
U90600361	Multiplex Trio outlet and overflow fitting with water inlet, Chrome	474,-
U90600461	Multiplex Trio outlet and overflow fitting with water inlet with pipe interruptor, incl. tube interruptor, Chrome	772,-
U90170061	Handgrips, 1 pair = 2 grips, Chrome	248,-
U906100XX	Multifunction cushion, foam, 240 x 150 x 50 mm, available in colours Bali, Peru and Anthracite	99,-

Preassembled bath options in combination with:

For order form, see fold-out page on the right-hand side

	only bath	Airpools		Hydropools		Combipools		Special Combipools	
		AE	AC	HE	HC	CE	CC	IP	AP
TouchLight	827,-	○	-	-	-	-	-	-	-

Whirlpools

Article number	Description	Airpools		Hydropools		Combipools		Special Combipools	
		AE	AC	HE	HC	CE	CC	IP	AP
U__ 190 SUB 6A ½ V XX	Price of whirlpool system incl. bath	3.419,-	3.891,-	3.522,-	5.162,-	4.649,-	6.289,-	7.314,-	10.594,-
U__ 190 SUB 6B ½ V XX	Price of whirlpool system incl. bath incl. Multiplex Trio	3.893,-	4.365,-	3.996,-	5.636,-	5.123,-	6.763,-	7.788,-	11.068,-

For the following whirlpool systems the technology protrudes:

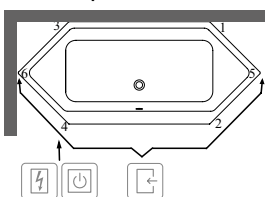
Technical parts	Description	Airpools		Hydropools		Combipools		Special Combipools	
		AE	AC	HE	HC	CE	CC	IP	AP
Technical parts 1	Side 1-3	-	-	-	-	-	-	-	+10
	Side 3-6	-	-	-	-	-	-	-	+15
	Side 4-6	-	-	-	-	-	-	-	+15
Technical parts 2	Side 1-3	-	-	-	-	-	-	-	+10
	Side 1-5	-	-	-	-	-	-	-	+15
	Side 2-5	-	-	-	-	-	-	-	+15

Please replace __ in article number with whirlpool code.

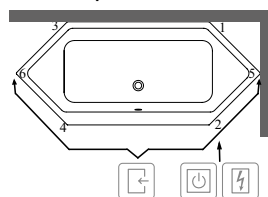
Please replace ½ in article number with desired position of technical equipment (1 = Layout 1, 2 = Layout 2). The back jets are located at the end at which the technical equipment is installed.

For further options use the order form (see right-hand fold-out page)

Technical parts 1



Technical parts 2



- Accessible via
- Control box
- Rim control

This symbol "○" means this option is possible

XX = Colour code to be indicated

For further information on colours, please see the page at the beginning of this section.

Further information on whirlpool systems please see page 589.

BATHUBS

THEANO Solo (Free-standing 1550 x 750) Quarry!®

€ excl. VAT

Not included in scope of delivery:

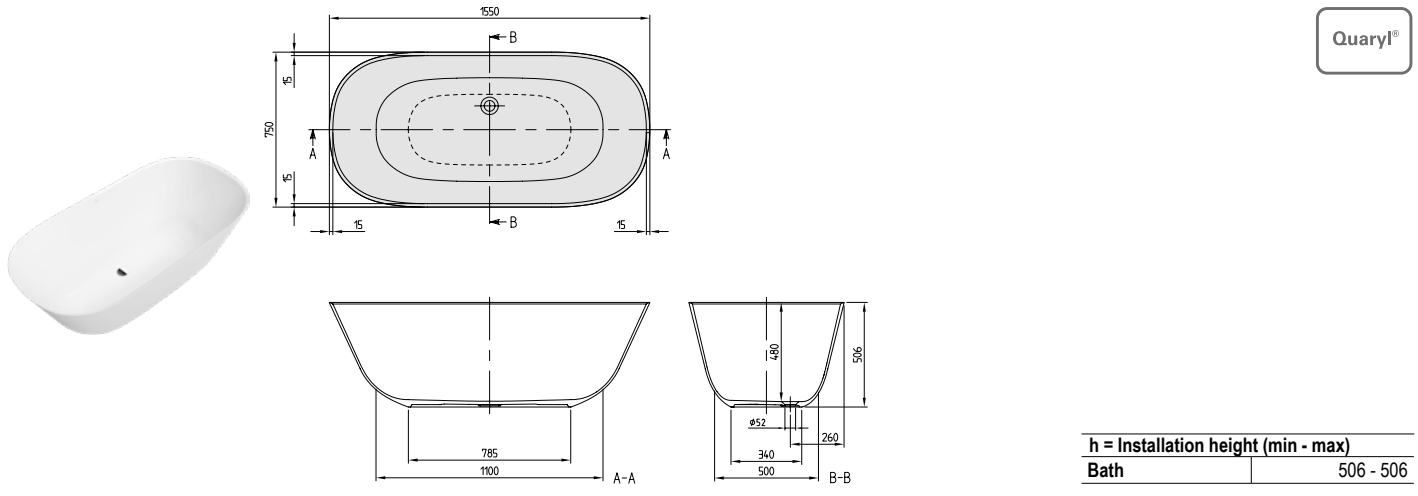
Push-to-Open valve without overflow function (Chrome and White) and ViFlow.

For baths in the colours Star White (96) and Stone White (RW) we recommend selecting the chrome-plated Push-to-Open valve or ViFlow.

Technical information:

Please note: In accordance with DIN 1986-100, a floor drain is required to protect the building against flooding, if a bath is installed without an overflow. No floor drain is required if ViFlow is used.

The delivery time for baths in the colour RW is 4 weeks (made-to-order products)



h = Installation height (min - max)	
Bath	506 - 506

Article number	Description	Size l x w	Bottom l x w	Depth	Litres incl. 1 pers	Weight (kg)	01, 96	RW	pcs/pal.
UBQ 155 ANH 7F200V-XX	Theano, free-standing	1550 x 750	1100 x 500	480	250	50	3.657,-	4.054,-	1

Accessories for baths:

Article number	Description	Price
U90952061	Push-to-Open valve without overflow function (Outlet cover White & Chrome), Chrome	107,-
U906100XX	Multifunction cushion, foam, 240 x 150 x 50 mm, available in colours Bali, Peru and Anthracite	99,-
U90953061	ViFlow, Outlet and overflow fittings without an overflow, Chrome	378,-
U90953068	ViFlow, Outlet and overflow fittings without an overflow, White	378,-

XX = Colour code to be indicated
For further information on colours, please see the page at the beginning of this section.
Further information on whirlpool systems please see page 589.

THEANO Solo (Free-standing 1550 x 750) Quarryl® , Colour on Demand

€ excl. VAT

Not included in scope of delivery:

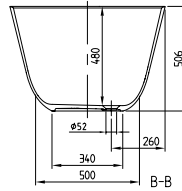
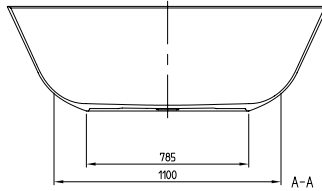
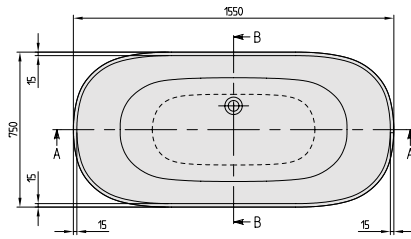
Push-to-Open valve without overflow function (Chrome and White) and ViFlow.

Technical information:

Please note: In accordance with DIN 1986-100, a floor drain is required to protect the building against flooding, if a bath is installed without an overflow. No floor drain is required if ViFlow is used.

The delivery time for baths in the colour RW is 4 weeks (made-to-order products)

BATHTUBS



h = Installation height (min - max)	
Bath	506 - 506

Article number	Description	Size l x w	Bottom l x w	Depth	Litres incl. 1 pers	Weight (kg)	01, 96	RW	pcs/pal.
UBQ 155 ANH 7F2BCV-XX	Theano, free-standing, Colour on Demand (Quaryl®)	1550 x 750	1100 x 500	480	250	50	4.301,-	4.698,-	1

Accessories for baths:

Article number	Description	Price
U90952061	Push-to-Open valve without overflow function (Outlet cover White & Chrome), Chrome	107,-
U906100XX	Multifunction cushion, foam, 240 x 150 x 50 mm, available in colours Bali, Peru and Anthracite	99,-
U90953061	ViFlow, Outlet and overflow fittings without an overflow, Chrome	378,-
U90953068	ViFlow, Outlet and overflow fittings without an overflow, White	378,-

Made-to-order production - Colour on Demand: 3 week delivery period. Please make sure to use the **order form** that you will find immediately after the chapter on baths on page 582-583, so that we can complete the order for you.

XX = Colour code to be indicated
 For further information on colours, please see the page at the beginning of this section.
 Further information on whirlpool systems please see page 589.

THEANO Duo (Free-standing 1750 x 800) Quarry!

€ excl. VAT

Not included in scope of delivery:

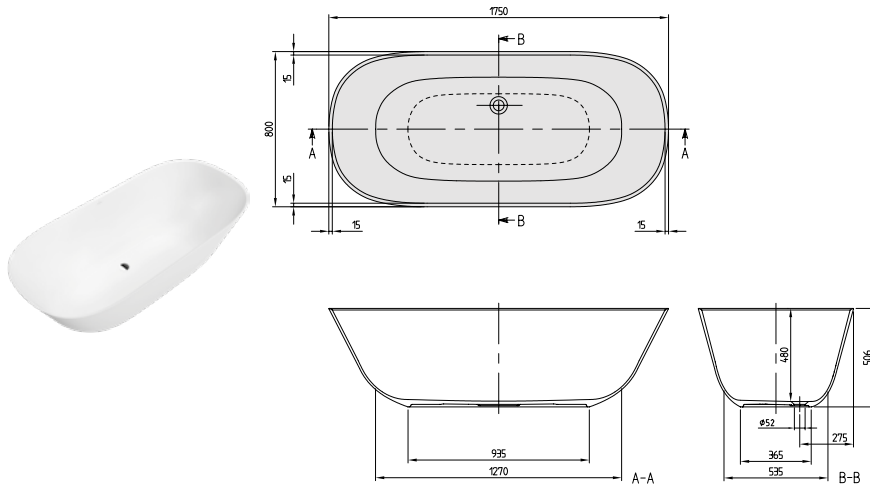
Push-to-Open valve without overflow function (Chrome and White) and ViFlow.

For baths in the colours Star White (96) and Stone White (RW) we recommend selecting the chrome-plated Push-to-Open valve or ViFlow.

Technical information:

Please note: In accordance with DIN 1986-100, a floor drain is required to protect the building against flooding, if a bath is installed without an overflow. No floor drain is required if ViFlow is used.

The delivery time for baths in the colour RW is 4 weeks (made-to-order products)



Quarry!

BATH TUBS

h = Installation height (min - max)	
Bath	506 - 506

Article number	Description	Size l x w	Bottom l x w	Depth	Litres incl. 1 pers	Weight (kg)	01, 96	RW	pcs/pal.
UBQ 175 ANH 7F200V-XX	Theano, free-standing	1750 x 800	1270 x 535	480	315	76,5	4.140,-	4.537,-	1

Accessories for baths:

Article number	Description	Price
U90952061	Push-to-Open valve without overflow function (Outlet cover White & Chrome), Chrome	107,-
U906100XX	Multifunction cushion, foam, 240 x 150 x 50 mm, available in colours Bali, Peru and Anthracite	99,-
U90953061	ViFlow, Outlet and overflow fittings without an overflow, Chrome	378,-
U90953068	ViFlow, Outlet and overflow fittings without an overflow, White	378,-

XX = Colour code to be indicated
 For further information on colours, please see the page at the beginning of this section.
 Further information on whirlpool systems please see page 589.

THEANO Duo (Free-standing 1750 x 800) Quarryl®, Colour on Demand

€ excl. VAT

Not included in scope of delivery:

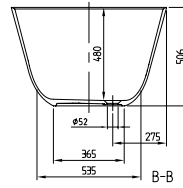
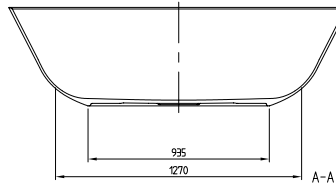
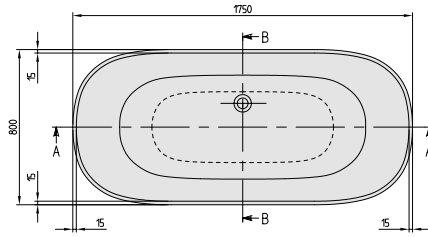
Push-to-Open valve without overflow function (Chrome and White) and ViFlow.

Technical information:

Please note: In accordance with DIN 1986-100, a floor drain is required to protect the building against flooding, if a bath is installed without an overflow. No floor drain is required if ViFlow is used.

The delivery time for baths in the colour RW is 4 weeks (made-to-order products)

BATHTUBS



h = Installation height (min - max)	
Bath	506 - 506

Article number	Description	Size l x w	Bottom l x w	Depth	Litres incl. 1 pers	Weight (kg)	01, 96	RW	pcs/pal.
UBQ 175 ANH 7F2BCV-XX	Theano, free-standing, Colour on Demand (Quaryl®)	1750 x 800	1270 x 535	480	315	76,5	4.786,-	5.183,-	1

Accessories for baths:

Article number	Description	Price
U90952061	Push-to-Open valve without overflow function (Outlet cover White & Chrome), Chrome	107,-
U906100XX	Multifunction cushion, foam, 240 x 150 x 50 mm, available in colours Bali, Peru and Anthracite	99,-
U90953061	ViFlow, Outlet and overflow fittings without an overflow, Chrome	378,-
U90953068	ViFlow, Outlet and overflow fittings without an overflow, White	378,-

Made-to-order production - Colour on Demand: 3 week delivery period. Please make sure to use the **order form** that you will find immediately after the chapter on baths on page 582-583, so that we can complete the order for you.

XX = Colour code to be indicated
 For further information on colours, please see the page at the beginning of this section.
 Further information on whirlpool systems please see page 589.

COLOUR ON DEMAND

€ excl. VAT

BATHTUBS COLOUR ON DEMAND

FINE FORMS. STRONG COLOURS.

Colours arouse emotions, create atmosphere and lend the bathroom a distinctive personality. Offering a unique variety of colours, the free-standing Villeroy & Boch bathtubs are an absolute highlight in any bathroom.

Design hit

- Available for free-standing models Antheus, Collaro, Finion, La Belle, Squaro Edge 12, Theano and Loop & Friends (oval and rectangular design), as well as Aveo New Generation, La Belle Excellence and Squaro Excellence
- Also available for wall-facing models Collaro and Oberon 2.0
- Optimum comfort thanks to acrylic and Quaryl®
- High quality coating of the bathtub panels
- With a free-standing bathtub, you choose where you want the bathtub to be - whether in the middle of the room or right next to the window
- From 2020 you can select the colour Stone White as the interior colour for some models. Please complete the order form and tick which interior colour is required.

Colour highlights

- Free-standing bathtubs in Bicolour look
- Award winning – a completely new spectrum of design options
- Offered in the 15 shades of the colour concept developed by Gesa Hansen and inspired by the seasons in Paris
- Additionally available in accordance with the colour systems: RAL, Pantone and Sikkens (except for metallic colours and colours with RAL pearl finish)
- UV-resistant



Due to the different materials used, there may be variations in colour between the images and the actual products.

ORDER FORM FOR BATHS WITH COLOUR ON DEMAND

€ excl. VAT

Wholesaler order number:

Name:

Contact person:

Postal code, town/city:

Address:

Fax:

Tel. no.:

Signature:

Follow these 2 steps:

Step 1: The bath

Choose your favourite Villeroy & Boch bath (please tick):

	Article number	Description	Page	01, 96	RW
<input type="checkbox"/>	UBQ 155 ANH 7F4BCV-XX	Antheus, free-standing, Colour on Demand (Quaryl®)	462	5.861,-	6.258,-
<input type="checkbox"/>	UBQ 175 ANH 7F4BCV-XX	Antheus, free-standing, Colour on Demand (Quaryl®)	464	6.130,-	6.527,-
<input type="checkbox"/>	UBQ 194 AVE 9W1BCV-XX	Aveo New Generation, free-standing, seamless, Colour on Demand (Quaryl®), incl. pre-fitted outlet and overflow (chrome plated)	476	7.151,-	7.548,-
<input type="checkbox"/>	UBQ 194 AVE 9T1BCV-XX	Aveo New Generation, free-standing, seamless, Colour on Demand (Quaryl®), incl. pre-fitted Multiplex Trio (chrome plated)	476	7.433,-	7.830,-
<input type="checkbox"/>	UBA 180 COR 9CSBCVN XX	Collaro, wall-facing, Colour on Demand, seamless, Black Matt	490	3.600,-	
<input type="checkbox"/>	UBA 180 COR 9CSBCVJ XX	Collaro, wall-facing, Colour on Demand, seamless, Gold	490	3.600,-	
<input type="checkbox"/>	UBA 180 COR 9CSBCVE XX	Collaro, wall-facing, Colour on Demand, seamless, Champagne	490	3.600,-	
<input type="checkbox"/>	UBA 180 COR 9CSBCVD XX	Collaro, wall-facing, Colour on Demand, seamless, Chrome	490	3.330,-	
<input type="checkbox"/>	UBA 180 COR 9CRBCVN XX	Collaro, wall-facing, corner version right, Colour on Demand, Black Matt	488	3.270,-	
<input type="checkbox"/>	UBA 180 COR 9CRBCVJ XX	Collaro, wall-facing, corner version right, Colour on Demand, Gold	488	3.270,-	
<input type="checkbox"/>	UBA 180 COR 9CRBCVE XX	Collaro, wall-facing, corner version right, Colour on Demand, Champagne	488	3.270,-	
<input type="checkbox"/>	UBA 180 COR 9CRBCVD XX	Collaro, wall-facing, corner version right, Colour on Demand, Chrome	488	3.030,-	
<input type="checkbox"/>	UBA 180 COR 9CLBCVN XX	Collaro, wall-facing, corner version left, Colour on Demand, Black Matt	486	3.270,-	
<input type="checkbox"/>	UBA 180 COR 9CLBCVJ XX	Collaro, wall-facing, corner version left, Colour on Demand, Gold	486	3.270,-	
<input type="checkbox"/>	UBA 180 COR 9CLBCVE XX	Collaro, wall-facing, corner version left, Colour on Demand, Champagne	486	3.270,-	
<input type="checkbox"/>	UBA 180 COR 9CLBCVD XX	Collaro, wall-facing, corner version left, Colour on Demand, Chrome	486	3.030,-	
<input type="checkbox"/>	UBQ 177 FIN 7A1BCV2 XX	Finion, free-standing, seamless, Colour on Demand (Quaryl®), incl. factory-fitted Push-to-Open valve and overflow, design ring, Chrome	496	6.065,-	6.462,-
<input type="checkbox"/>	UBQ 177 FIN 7N1BCV2 XX	Finion, free-standing, seamless, Colour on Demand (Quaryl®), incl. factory-fitted Push-to-Open valve, overflow and water inlet, design ring, Chrome	496	6.367,-	6.763,-
<input type="checkbox"/>	UBQ 177 FIN 7A1BCV1 XX	Finion, free-standing, seamless, Colour on Demand (Quaryl®), incl. factory-fitted Push-to-Open valve and overflow, design ring and Emotion feature, Chrome	496	6.818,-	7.215,-
<input type="checkbox"/>	UBQ 177 FIN 7N1BCV1 XX	Finion, free-standing, seamless, Colour on Demand (Quaryl®), incl. factory-fitted Push-to-Open valve, overflow and water inlet, design ring and Emotion feature, Chrome	496	7.119,-	7.515,-
<input type="checkbox"/>	UBQ 177 FIN 7A1BCV4 XX	Finion, free-standing, seamless, Colour on Demand (Quaryl®), incl. factory-fitted Push-to-Open valve and overflow, Chrome	496	5.809,-	6.206,-
<input type="checkbox"/>	UBQ 177 FIN 7N1BCV4 XX	Finion, free-standing, seamless, Colour on Demand (Quaryl®), incl. factory-fitted Push-to-Open valve, overflow and water inlet, Chrome	496	6.111,-	6.508,-
<input type="checkbox"/>	UBQ 177 FIN 7A1BCV3 XX	Finion, free-standing, seamless, Colour on Demand (Quaryl®), incl. factory-fitted Push-to-Open valve and overflow, Emotion feature, Chrome	496	6.562,-	6.959,-
<input type="checkbox"/>	UBQ 177 FIN 7N1BCV3 XX	Finion, free-standing, seamless, Colour on Demand (Quaryl®), incl. factory-fitted Push-to-Open valve, overflow and water inlet, Emotion feature, Chrome	496	6.863,-	7.260,-
<input type="checkbox"/>	UBQ 177 FIN 7A2BCV2 XX	Finion, free-standing, seamless, Colour on Demand (Quaryl®), incl. factory-fitted Push-to-Open valve and overflow, design ring, Champagne	497	6.608,-	7.004,-
<input type="checkbox"/>	UBQ 177 FIN 7N2BCV2 XX	Finion, free-standing, seamless, Colour on Demand (Quaryl®), incl. factory-fitted Push-to-Open valve, overflow and water inlet, design ring, Champagne	497	6.908,-	7.305,-
<input type="checkbox"/>	UBQ 177 FIN 7A2BCV1 XX	Finion, free-standing, seamless, Colour on Demand (Quaryl®), incl. factory-fitted Push-to-Open valve and overflow, design ring and Emotion feature, Champagne	497	7.360,-	7.756,-
<input type="checkbox"/>	UBQ 177 FIN 7N2BCV1 XX	Finion, free-standing, seamless, Colour on Demand (Quaryl®), incl. factory-fitted Push-to-Open valve, overflow and water inlet, design ring and Emotion feature, Champagne	497	7.661,-	8.058,-
<input type="checkbox"/>	UBQ 177 FIN 7A2BCV4 XX	Finion, free-standing, seamless, Colour on Demand (Quaryl®), incl. factory-fitted Push-to-Open valve and overflow, Champagne	497	6.326,-	6.077,-
<input type="checkbox"/>	UBQ 177 FIN 7N2BCV4 XX	Finion, free-standing, seamless, Colour on Demand (Quaryl®), incl. factory-fitted Push-to-Open valve, overflow and water inlet, Champagne	497	6.626,-	7.023,-
<input type="checkbox"/>	UBQ 177 FIN 7A2BCV3 XX	Finion, free-standing, seamless, Colour on Demand (Quaryl®), incl. factory-fitted Push-to-Open valve and overflow, Emotion feature, Champagne	497	7.078,-	7.475,-
<input type="checkbox"/>	UBQ 177 FIN 7N2BCV3 XX	Finion, free-standing, seamless, Colour on Demand (Quaryl®), incl. factory-fitted Push-to-Open valve, overflow and water inlet, Emotion feature, Champagne	497	7.379,-	7.776,-
<input type="checkbox"/>	UBQ 177 FIN 7A3BCV2 XX	Finion, free-standing, seamless, Colour on Demand (Quaryl®), incl. factory-fitted Push-to-Open valve and overflow, design ring, Gold	498	6.608,-	7.004,-
<input type="checkbox"/>	UBQ 177 FIN 7N3BCV2 XX	Finion, free-standing, seamless, Colour on Demand (Quaryl®), incl. factory-fitted Push-to-Open valve, overflow and water inlet, design ring, Gold	498	6.908,-	7.305,-



ORDER FORM FOR BATHS WITH COLOUR ON DEMAND

€ excl. VAT

Article number	Description	Page	01, 96	RW
<input type="checkbox"/> UBQ 177 FIN 7A3BCV1 XX	Finion, free-standing, seamless, Colour on Demand (Quaryl®), incl. factory-fitted Push-to-Open valve and overflow, design ring and Emotion feature, Gold	498	7.360,-	7.756,-
<input type="checkbox"/> UBQ 177 FIN 7N3BCV1 XX	Finion, free-standing, seamless, Colour on Demand (Quaryl®), incl. factory-fitted Push-to-Open valve, overflow and water inlet, design ring and Emotion feature, Gold	498	7.661,-	8.058,-
<input type="checkbox"/> UBQ 177 FIN 7A3BCV4 XX	Finion, free-standing, seamless, Colour on Demand (Quaryl®), incl. factory-fitted Push-to-Open valve and overflow, Gold	498	6.326,-	6.722,-
<input type="checkbox"/> UBQ 177 FIN 7N3BCV4 XX	Finion, free-standing, seamless, Colour on Demand (Quaryl®), incl. factory-fitted Push-to-Open valve, overflow and water inlet, Gold	498	6.626,-	7.023,-
<input type="checkbox"/> UBQ 177 FIN 7A3BCV3 XX	Finion, free-standing, seamless, Colour on Demand (Quaryl®), incl. factory-fitted Push-to-Open valve and overflow, Emotion feature, Gold	498	7.078,-	7.475,-
<input type="checkbox"/> UBQ 177 FIN 7N3BCV3 XX	Finion, free-standing, seamless, Colour on Demand (Quaryl®), incl. factory-fitted Push-to-Open valve, overflow and water inlet, Emotion feature, Gold	498	7.379,-	7.776,-
<input type="checkbox"/> UBQ 180 LAB 2PDBCX-XX	La Belle, free-standing, incl. panel in Colour on Demand (Quaryl®), incl. waste/overflow chrome-plated	502	6.343,-	6.740,-
<input type="checkbox"/> UBQ 180 LAB 9W1BCV-XX	La Belle, free-standing, seamless, Colour on Demand (Quaryl®), incl. waste/overflow chrome-plated, Excellence	504	6.433,-	6.830,-
<input type="checkbox"/> UBQ 180 LAB 9T1BCV-XX	La Belle, free-standing, seamless, Colour on Demand (Quaryl®), incl. pre-fitted Multiplex Trio (chrome plated), Excellence	504	6.714,-	7.111,-
<input type="checkbox"/> UBA 180 LFO 7PDBCX-XX	Loop & Friends, Duo, free-standing, incl. panel in Colour on Demand (Acrylic), incl. waste/overflow chrome-plated, With oval outer and inner form	534	3.641,-	
<input type="checkbox"/> UBA 180 LFS 7PDBCX-XX	Loop & Friends, Duo, free-standing, incl. panel in Colour on Demand (Acrylic), incl. waste/overflow chrome-plated, with square outer and inner form	521	3.641,-	
<input type="checkbox"/> UBQ 180 SQE 7PDBCX-XX	Squaro Edge 12, free-standing, incl. panel in Colour on Demand (Quaryl®)	566	4.297,-	4.694,-
<input type="checkbox"/> UBQ 180 OBR 9CDBCX-XX	Oberon 2.0, wall-facing, incl. panel in Colour on Demand (Quaryl®)	549	3.500,-	3.897,-
<input type="checkbox"/> UBQ 180 SQE 9W2BCV-XX	Squaro Edge 12, seamless, Colour on Demand (Quaryl®), incl. pre-fitted outlet and overflow (chrome plated), Excellence	568	5.007,-	5.404,-
<input type="checkbox"/> UBQ 180 SQE 9T2BCV-XX	Squaro Edge 12, seamless, Colour on Demand (Quaryl®), including pre-fitted water inlet (chrome-plated), Excellence	568	5.293,-	5.690,-
<input type="checkbox"/> UBQ 155 ANH 7F2BCV-XX	Theano, free-standing, Colour on Demand (Quaryl®)	578	4.301,-	4.698,-
<input type="checkbox"/> UBQ 175 ANH 7F2BCV-XX	Theano, free-standing, Colour on Demand (Quaryl®)	580	4.786,-	5.183,-

BATH TUBS

Inside colour of bath: (Replace XX with colour code)

- White Alpin (01) 96 (Star White) RW (Stone White)
















Step 2: Colour On Demand colour selection:

Choose your favorite bath panelling (please tick):

Artis Colours to match washbasins

or

Individual color selection: (Please enter colour code at the corresponding System)

					
BCW0 Fog <input type="checkbox"/>	BCW1 Frost <input type="checkbox"/>	BCW2 Ocean <input type="checkbox"/>	BCW3 Mint <input type="checkbox"/>	BCW4 Sencha <input type="checkbox"/>	BCW5 Cedar <input type="checkbox"/>
					
BCT0 Powder <input type="checkbox"/>	BCT1 Ballett <input type="checkbox"/>	BCT2 Rose <input type="checkbox"/>	BCT3 Macaroon <input type="checkbox"/>	BCT4 Lemon <input type="checkbox"/>	BCT5 Mustard <input type="checkbox"/>
					
BCT6 Full Moon <input type="checkbox"/>	BCT7 French Linen <input type="checkbox"/>	BCT8 Coal Black <input type="checkbox"/>			

- RAL Sikkens

- Pantone

Note: metallic colours and colours with RAL pearl finish are not feasible

Finish: Choose your favorite finish (please tick)

- Glossy Matt Satin

Due to the different materials used, there may be variations in colour between the images and the actual products.

Note: Artis colours are only available with a satin-finish gloss.

Please be aware that the Finion furniture colours are not identical to the Artis colours. However, the colours are harmoniously matched.

Send off

Retail trade: Fill in this form as completely as possible and send it to your wholesaler. Remember to retain a copy. Clearly indicate your order number.
Villeroy & Boch AG, Unternehmensbereich Bad und Wellness, Postfach 12 30, 66693 Mettlach, Deutschland. Tel. +49 (0)6864/810, Fax +49 (0)6864/811484.

ACCESSORIES FOR BATHS

€ excl. VAT

TouchLight

The new lighting set for the bath:

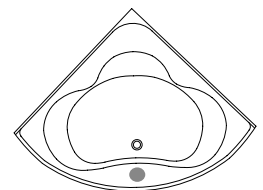
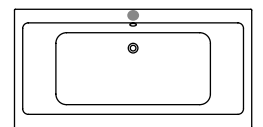
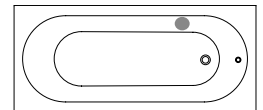
- TouchLight is the first bath lighting from Villeroy & Boch for Quaryl® and Acrylic baths without a whirlpool system.
- Bath lighting creates a relaxing atmosphere in the bathroom.
- Works whether or not the bath is full.
- 1 touch-LED completely preinstalled for easy operation – this means that no controls are required on the rim of the bath.
- Operated by touching the LED light
- TouchLight is available in the variant 1 LED spot colored (6 colors: blue, violet, red, orange, yellow, green and toggle mode).
- The surface of the visible component is chrome-plated.
- Not suitable for whirlpool systems.
- For all Quaryl® and Acrylic baths from Villeroy & Boch except: Aveo New Generation, Hommage, La Belle free-standing
- KEMA certification mark.
- In accordance with European EMC and CE guidelines
- Voltage: 230V/50 Hz

ACCESSORIES FOR BATHS



Position TouchLight in our baths:

- Rectangular baths with one back position (solo): in the left side wall.
- Rectangular baths two back positions (duo): in the side wall below the overflow hole.
- Corner baths and offset corner baths: in the front side wall („step-in side“) below the overflow hole.



Description	Price
TouchLight, 1 LED spotlight, coloured (6 colours and alternating colour programme), preassembled, not possible in combination with a whirlpool	827,-

ACCESSORIES FOR BATHS

€ excl. VAT

UNITED bath panelling

- High-quality, simple bath panelling with aluminium frame for selected Quaryl® baths.
- UNITED is suitable for both free-standing and corner installation.
- Melamine-coated panel surfaces available in:
 - Oak Graphite (FQ)
 - Glossy White (DH)
- UNITED is intended for installation on the finished floor.
- Shadow gap panels, black
- The UNITED bath panelling is pre-assembled for all matching baths.



PROFIBOX, bath panelling for rectangular acrylic and Quaryl® baths

- Profibox increases the range of possibilities for installing baths and whirlpool systems.
- PROFIBOX is suitable for both corner assembly and for assembly in a niche.
- Profibox is possible for the following baths:
 - Architectura
 - Collaro
 - Legato
 - Oberon
 - Oberon 2.0
 - O.novo
 - Squaro Edge 12
 - other models available on request (for all rectangular models apart from models with a length of 2000 mm).
 - Profibox is available in colours White Alpine (01).
 - The PROFIBOX bath panelling is pre-assembled for all matching baths.
 - Note: The Profibox cannot be retro-fitted.



ACCESSORIES FOR BATHS

€ excl. VAT

Multifunction cushion

- Material: high-quality, soft foam
- waterproof
- Dimensions: 240 x 150 x 50 mm, fits all Villeroy & Boch baths
- Can also be used as cushion or foot stopper
- Available in the colours:



Bali (LK)



Peru (LL)



Anthracite (PA)

Article number	Description	Price
U906100LK	Multifunction cushion, foam, 240 x 150 x 50 mm, available in colours Bali, Peru and Anthracite, Bali	99,-
U906100LL	Multifunction cushion, foam, 240 x 150 x 50 mm, available in colours Bali, Peru and Anthracite, Peru	99,-
U906100PA	Multifunction cushion, foam, 240 x 150 x 50 mm, available in colours Bali, Peru and Anthracite, Anthracite	99,-

Handgrips

- Suitable for acrylic and Quaryl® bathtubs
- Material: brass
- Available in colour:



chrome-plated (61)

Article number	Description	Price
U90170061	Handgrips, 1 pair = 2 grips, Chrome	248,-

ACCESSORIES FOR BATHS

€ excl. VAT

ViFlow

The clever bath outlet and overflow

How ViFlow works

Open bath valve

The valve is opened by pushing down on the valve cover and turning it. The water flows through the valve into the waste water pipe.

Closed bath valve

Turn the valve to close it. The bath fills with water. The integrated overflow function continuously monitors the water level in the bath.


Overflow function

Once the water level reaches the overflow limit, the valve opens automatically and the water flows into the waste water pipe, preventing the bath from overflowing.

The advantages of ViFlow

- Elegant outlet valve in Chrome
- Valve is closed by pulling the valve cover up
- Integrated, mechanical, invisible overflow function
- Drain can be easily accessed for cleaning by removing outlet cover (with tools supplied)

ViFlow is also available for baths from the **Antheus** and **Theano** collections.

ACCESSORIES
FOR BATHS

Article number	Description	Price
U90953061	ViFlow, Outlet and overflow fittings without an overflow, Chrome	378,-
U90953068	ViFlow, Outlet and overflow fittings without an overflow, White	378,-

ACCESSORIES FOR BATHS

€ excl. VAT

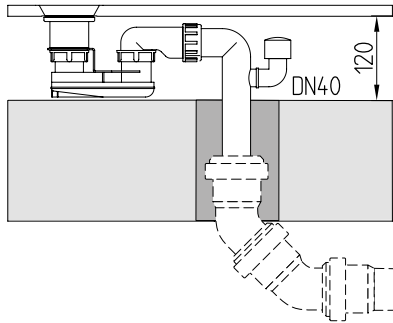
ViFlow

Technical details on the installation

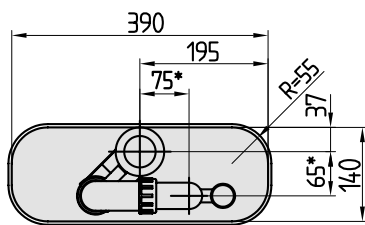
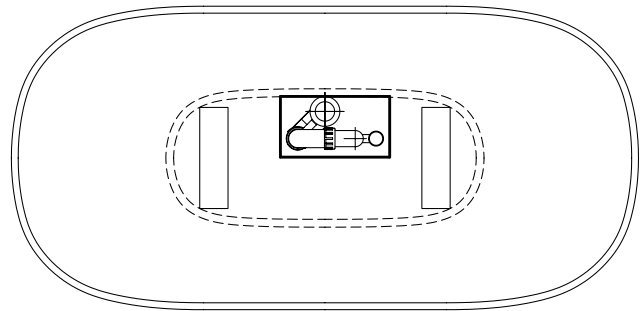
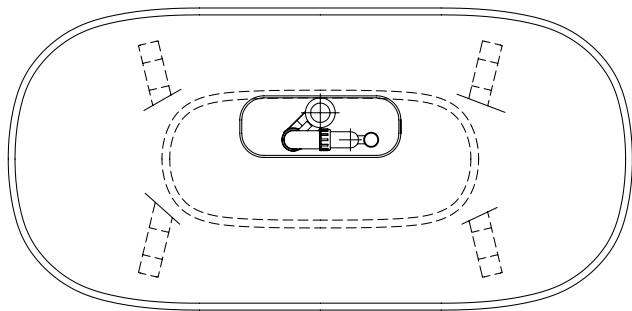
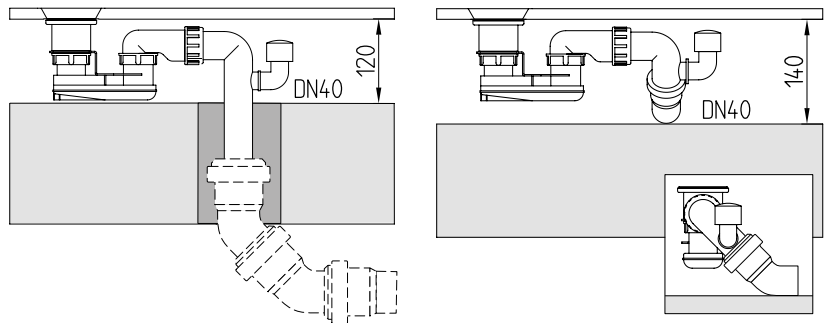
Maximum filling rate 30 l/min

ACCESSORIES FOR BATHS

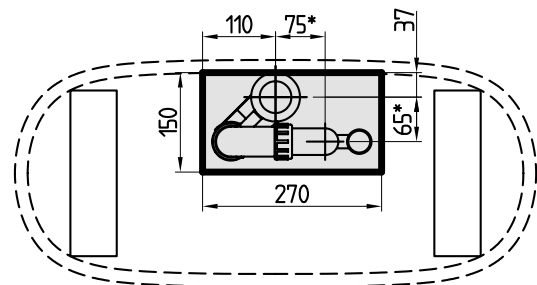
ANTHEUS



THEANO



Top view



Top view

■ Maximum free space for outlet

* Connection waste pipe (DN40) in the floor

WHIRLPOOL SYSTEMS - EQUIPMENT

€ excl. VAT

Overview of whirlpool equipment

	Airpool Entry	Airpool Comfort	Hydropool Entry	Hydropool Comfort	Combipool Entry	Combipool Comfort	Special Combipool Invisible	Special Combipool Active
	AE	AC	HE	HC	CE	CC	IP	AP
Base jets								
Micro base jets	10	-	-	-	10	-	-	-
Large Whisper base jets	-	10	-	-	-	10	-	-
Large Fitness jets	-	-	-	-	-	-	12	-
Air-Royale-jets	-	-	-	-	-	-	-	24
Back jets								
Micro back jets	-	-	8	8	8	8	-	-
Active back jets	-	-	-	-	-	-	-	6
Side jets								
Whisper Side Jets	-	-	-	8	-	8	-	-
Whisper Active side jets	-	-	-	-	-	-	-	8
Pop-up side jets	-	-	-	-	-	-	16	-
Foot jets								
Micro foot jets	-	-	-	2	-	2	-	-
Active foot jets	-	-	-	-	-	-	-	2
Functions								
Intervals	1	1	1	1	1	1	3	1
Programmes	-	2	-	2	-	2	-	6
2 white LEDs	○	-	○	-	○	-	-	-
2 multi-coloured LEDs (magic light)	-	○	-	○	-	○	○	○
Rim control	○	○	○	○	○	○	-	-
Smart Control	-	-	-	-	-	-	○	○
Pre-fitted outlet	○	○	○	○	○	○	○	○
Electrical installation								
Voltage	230V, 50Hz							
Power	0,9 kW	0,03 kW	0,7 kW	0,9 kW	1,6 kW	0,93 kW	2,4 kW	0,93 kW

Note: The numbers in the table indicate the number of jets / functions. The "O" symbol means that the system is fitted with the specified function.




WHIRLPOOL SYSTEMS - EQUIPMENT

€ excl. VAT








Whirlpool systems from Villeroy & Boch offer the following advantages:

- Nearly all the main components were developed by Villeroy & Boch specifically for the whirlpool systems.
- All our systems are especially quiet.
- The whirlpools have an impressively low power consumption and chemical-free cleaning technology for low environmental impact.
- Every pool is easily adjustable thanks to a stable frame with four legs.
- Our whirlpool jets offer the ideal combination of comfort, optimum massage pressure and low volume.
- The visible parts are quick and easy to replace e.g. for cleaning
- The jets have a separate water and air supply to ensure optimum performance.

AIRPOOL ENTRY (AE)

Pool	Jets	Functions
 <p>Invigorating bathing pleasure</p> 	<p style="text-align: center;">10 Micro base jets</p> <div style="display: flex; justify-content: space-around;"> <div style="text-align: center;"> <p>Acrylic</p>  </div> <div style="text-align: center;"> <p>Quaryl®</p>  </div> </div> <ul style="list-style-type: none"> • 10 base jets ensure a stimulating massage with gentle air bubbles • Perfect comfort: optimum jet design offers ideal comfort in either a seated or lying position 	<p>Control:</p>  <p>Rim control</p> <p>Intervals</p>  <p>1 Interval</p> <p>Light:</p>  <p>2 white LEDs</p>








AIRPOOL COMFORT (AC)

Pool	Jets	Functions
 <p>Like the tingle of champagne, as quiet as a whisper</p> 	<p style="text-align: center;">10 large Whisper base jets</p> <div style="display: flex; justify-content: space-around;"> <div style="text-align: center;"> <p>Acrylic</p>  </div> <div style="text-align: center;"> <p>Quaryl®</p>  </div> </div> <p>Silent relaxation: With a low operating volume in accordance with DIN 4109 / SIA181 (<25 dBa für UGh) and tested at the Fraunhofer Institut, the whisper system is one of the quietest on the market. Suitable for use in multi-storey residential construction.</p> <ul style="list-style-type: none"> • 10 base jets ensure a stimulating massage with gentle air bubbles • Perfect comfort: optimum jet design offers ideal comfort in either a seated or lying position • In Quaryl baths: base jets are integrated flush • Perfect aesthetics and really easy to clean 	<p>Control:</p>  <p>Rim control</p> <p>Intervals</p>  <p>1 Interval 2 Programs (Flow and Energy)</p> <p>Light:</p>  <p>2 multi-coloured LEDs (magic light)</p>










WHIRLPOOL SYSTEMS - EQUIPMENT

€ excl. VAT

HYDROPOOL ENTRY (HE)

Pool	Jets	Functions
 <p>Wellness for your back</p> 	<p style="text-align: center;">8 Micro back jets</p> <div style="display: flex; justify-content: space-around;"> <div style="text-align: center;"> <p>Acrylic</p>  </div> <div style="text-align: center;"> <p>Quaryl®</p>  </div> </div> <ul style="list-style-type: none"> Thanks to their optimum arrangement, 8 micro back jets ensure a powerful, uniform massage 	<p>Control:</p>  <p>Rim control</p> <p>Intervals</p>  <p>1 Interval</p> <p>Light:</p>  <p>2 white LEDs</p>

HYDROPOOL COMFORT (HC)

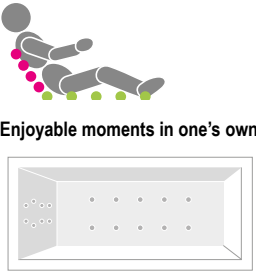





Pool	Jets	Functions
 <p>Pampering from head to toe</p> 	<div style="border-bottom: 1px solid black; padding-bottom: 10px;"> <p style="text-align: center;">8 Whisper side jets</p> <div style="display: flex; justify-content: space-around;"> <div style="text-align: center;"> <p>Acrylic</p>  </div> <div style="text-align: center;"> <p>Quaryl®</p>  </div> </div> <p>Silent relaxation: With a low operating volume in accordance with DIN 4109 / SIA181 (<25 dBa für UGh). Tested at the Fraunhofer Institut, the whisper system is one of the quietest on the market. Suitable for use in multi-storey residential construction.</p> <ul style="list-style-type: none"> The side jets are manually adjustable and closable and can be rotated by almost 270° </div> <div style="padding-top: 10px;"> <p style="text-align: center;">8 Micro back jets 2 Micro foot jets</p> <div style="display: flex; justify-content: space-around;"> <div style="text-align: center;"> <p>Acrylic</p>  </div> <div style="text-align: center;"> <p>Quaryl®</p>  </div> </div> <ul style="list-style-type: none"> Thanks to their optimum arrangement, 8 micro back jets ensure a powerful, uniform massage 2 foot jets for a beneficial foot massage </div>	<p>Control:</p>  <p>Rim control</p> <p>Intervals</p>  <p>1 Interval 2 Programs (Flow and Energy)</p> <p>Light:</p>  <p>2 multi-coloured LEDs (magic light)</p>

WHIRLPOOL SYSTEMS

WHIRLPOOL SYSTEMS - EQUIPMENT

€ excl. VAT

COMBIPOOL ENTRY (CE)














Pool	Jets	Functions
 <p>Enjoyable moments in one's own bathroom</p>	<p>8 Micro back jets</p> <p>Acrylic Quaryl®</p>  <ul style="list-style-type: none"> Thanks to their optimum arrangement, 8 micro back jets ensure a powerful, uniform massage <hr/> <p>10 Micro base jets</p> <p>Acrylic Quaryl®</p>  <ul style="list-style-type: none"> 10 base jets ensure a stimulating massage with gentle air bubbles Perfect comfort: optimum jet design offers ideal comfort in either a seated or lying position 	<p>Control:</p>  <p>Rim control</p> <p>Intervals</p>  <p>1 Interval</p> <p>Light:</p>  <p>2 white LEDs</p>

WHIRLPOOL SYSTEMS

WHIRLPOOL SYSTEMS - EQUIPMENT

€ excl. VAT

COMBIPOOL COMFORT (CC)











Pool	Jets	Functions
 <p>As quiet as a whisper, strong and relaxing</p> 	<p>8 Whisper side jets </p> <p>Acrylic Quaryl®</p>   <p>Silent relaxation: With a low operating volume in accordance with DIN 4109 / SIA181 (<25 dBa für UGh). Tested at the Fraunhofer Institut, the whisper system is one of the quietest on the market. Suitable for use in multi-storey residential construction.</p> <ul style="list-style-type: none"> Thanks to their stimulating effect, these jets are ideal for easing muscular tension and offer relaxation after a noisy and hectic day at work. The side jets are manually adjustable and closable and can be rotated by almost 270° 	<p>Control:</p>  <p>Rim control</p> <p>Intervals</p>  <p>1 Interval 2 Programs (Flow and Energy)</p> <p>Light:</p>  <p>2 multi-coloured LEDs (magic light)</p>
	<p>8 Micro back jets 2 Micro foot jets</p> <p>Acrylic Quaryl®</p>   <ul style="list-style-type: none"> Thanks to their optimum arrangement, 8 micro back jets ensure a powerful, uniform massage 2 foot jets for a beneficial foot massage 	
	<p>10 large Whisper base jets </p> <p>Acrylic Quaryl®</p>   <ul style="list-style-type: none"> Ensure a stimulating massage with gentle air bubbles 	

WHIRLPOOL SYSTEMS

WHIRLPOOL SYSTEMS - EQUIPMENT

€ excl. VAT












SPECIAL COMBIPOOL INVISIBLE (IP)

Pool	Jets	Functions
 <p>Your personal pampering programme</p> 	<p>16 pop-up side jets</p> <p>Acrylic Quaryl®</p>    <ul style="list-style-type: none"> • 16 pop-up side jets for perfect comfort • Pop-up side jets are only activated when the system is started • Perfect aesthetics and really easy to clean • In acrylic and Quaryl baths, integrated as invisible jets as standard, in Quaryl baths, integrated absolutely flush <hr/> <p>12 large Fitness jets</p> <p>Acrylic Quaryl®</p>   <ul style="list-style-type: none"> • Optimum massage: 12 large base jets for a bubbling, individual feel-good experience • Intensity is infinitely adjustable • In acrylic and Quaryl baths, integrated as invisible jets as standard, in Quaryl baths, integrated absolutely flush 	<p>Control:</p>  <p>Smart Control</p> <p>Intervals</p>  <p>3 intervals</p> <p>Light:</p>  <p>2 multi-coloured LEDs (magic light)</p>

WHIRLPOOL SYSTEMS - EQUIPMENT

€ excl. VAT








SPECIAL COMBIPOOL ACTIVE (AP)

Pool	Jets	Functions
 <p>For a deep massage as if given by hand</p> 	<p>8 Whisper Active side jets</p> <p>Acrylic Quaryl®</p>   <p>The special, motor-controlled, closable side jets can be rotated by almost 360° and offer a realistic and effective professional-style massage</p>	<p>Control:</p>  <p>Smart Control</p> <p>Intervals</p>  <p>1 Interval 6 programmes Flow: gentle massage Energy: intensive massage Fit programme: vitalising massage Relief: Back- foot massage Intense: Intensive back massage Joy: Active side massage</p> <p>Light:</p>  <p>2 multi-coloured LEDs (magic light)</p>
	<p>6 Active back jets 2 Active foot jets</p> <p>Acrylic Quaryl®</p>   <p>The special, motor-controlled, closable back and foot jets can be rotated by almost 360° and offer a realistic and effective professional-style massage</p>	
	<p>24 Air-Royale jets</p> <p>Acrylic Quaryl®</p>   <p>Densely distributed to optimum effect over the entire base of the bath for a more complete massage</p>	

WHIRLPOOL SYSTEMS

WHIRLPOOL SYSTEMS - VISIBLE PARTS

€ excl. VAT

	Standard	Option	
all systems	 chrome-plated (61)	 Gold-plated (62)	On request
	Only for the Special CombiPool Invisible (IP):		
	 White (01) (Invisible Jets)* only for baths in colour -01	 chrome-plated (61)	without surcharge
		 Gold-plated (62)	On request
Note: Jets are not available in Champagne and Black Matt			
Separate options	 chrome-plated (61)	 Gold-plated (62)	On request

* Only applies for side and base jets. Baths including Special CombiPool Invisible in the colour -96 are only available with chrome-plated visible components.

Visible parts whirlpool systems:	
Standard equipment	Separate options
Jets	Air grating
Rim control	Viega Multiplex Trio
Drain/overflow combination	

WHIRLPOOL SYSTEMS - EXPLANATION EQUIPMENT

€ excl. VAT


Whisper Technology

Whirlpool systems with Whisper technology satisfy the noise level requirements in accordance with DIN 4109 – as tested at the Fraunhofer Institut – making them among the quietest systems on the market. The extremely quiet Whisper jets encourage calm and relaxation for the perfect all-round feel-good atmosphere. In the Quaryl® models, the nozzles are flush-mounted, ensuring a discreet appearance and perfect aesthetics. The Airpool Comfort, Hydropool Comfort and Combipool Comfort whirlpool systems are all equipped with Whisper nozzles.

Whisper Base Jets



Whisper Side Jets



Whisper Active Jets

These unique jets guarantee a more intense and targeted massage. The three Flow, Energy and Fit programmes were developed in collaboration with the sports medicine specialist, Prof. Dr. Allmann: they offer sheer relaxation and promote your emotional well-being and physical health in the long term. Relieve aching muscles and tension and stimulate the circulation at the push of a button. In addition, the Whisper Active Jets can also be individually controlled. The Active Pool is equipped with these jets.

Acrylic



Quaryl®




Air Royale

The 24 jets are densely distributed to optimum effect over the entire base of the bath so that thousands of tiny air bubbles create a bubbling champagne effect on contact points over the whole body – producing a pleasant, relaxing effect on the skin. The Special Combipool Active is equipped with Air Royale jets.



6 back- and 2 foot jets

Equipment: 6 back jets, 2 foot jets
Aesthetic appearance: with jets that are fitted flush in the bath (for Quaryl baths)
Effective massage: thanks to a variety of direction and intensity settings



Active Jets

Back and foot jets with electronic control.
3 new, additional programmes promote relaxation and alleviate pain in the back and neck area:

- RELIEF: beneficial back and foot massage to relax the muscles
- INTENSE: powerful, intensive and localised back massage
- JOY: vitalising massage thanks to the back and foot jets

Targeted and intensive massage

- Adjustable direction of the water jet for a varying and intensive full-body massage
- Various programmes available to select the massage intensity

The Special Combipool Active is equipped with Active Jets.



Programmes

All six available programmes were developed in collaboration with the sports medicine specialist, Prof. Dr. Allmann: They offer sheer relaxation and promote your emotional well-being and physical health in the long term. Relieve aching muscles and tension and stimulate the circulation at the push of a button.

- Flow: Gentle massage
- Energy: Intensive massage
- Fit programme: Revitalising massage
- Relief: Back and foot massage
- Intense: Intensive back massage
- Joy: Active side massage

The Flow and Energy programmes are offered for the three Comfort models (AC, HC, CC) all six programmes for the Special Combipool Active (AP).



Smart Control

The Smart Control remote control for the Special Combipools Active and Invisible features an impressively aesthetic design and maximum comfort. The self-explanatory menu guidance provides access to a personal feel-good programme at the push of a button. In this way, all previous and new options can be controlled quickly and easily. Thanks to the use of Soft Touch materials, this small technical miracle also gains a secure hold on wet surfaces.



WHIRLPOOL SYSTEMS - EXPLANATION EQUIPMENT

€ excl. VAT

Underwater lighting (two white LED spotlights)

The underwater lighting creates a luxurious atmosphere in the bathroom with two white LED spotlights. The design of the LED lights is very flat, giving them a neat, attractive and comfortable look.



Magic Light

The sheer joy of colour. Colour therapy is a holistic form of therapy that uses light and colours for the well-being of mind, body and spirit. The LED lights have a very flat design that is attractive, clean and comfortable. The colours can be adjusted individually and add the finishing touch to the relaxing experience in a whirlpool system from Villeroy & Boch.



Viega Multiplex Trio

The Trio combines three functions: inlet, waste and overflow. This attractively designed all-rounder can be fitted into all Villeroy & Boch whirlpools and is produced in the same colour as the visible parts.



Separate pipe interrupter for Smart Filling/Viega Multiplex Trio

The visible part of the pipe is the same colour as the other visible parts of the system.



Air grating

For optimum ventilation and cooling, dimensions 198 x 148 mm.



UNITED bath panelling

High-quality, simple bath panelling with aluminium frame for selected Quarry!® baths.



Profibox

Profibox increases the range of possibilities for installing baths and whirlpool systems.



WHIRLPOOL SYSTEMS

PRE-DRILLED HOLES ORDER FORM

How to use this form?

- A** Please give us all the information we need concerning your contract: article data of the bath (UBA... or UBQ...), your order data, etc.
- B** Draw a sketch of the bath you want. Mark the position of the outlet and overflow, and the positions for the tap holes. Important: Please specify from which corner the measurements were made. Mark this position with the letter „H“.
- C** Note the diameter for each hole, the centred distance between the holes (H1, H2 etc.) and the distance from the outer edge of the bath rim (H0) to the centre of the first hole (L1).


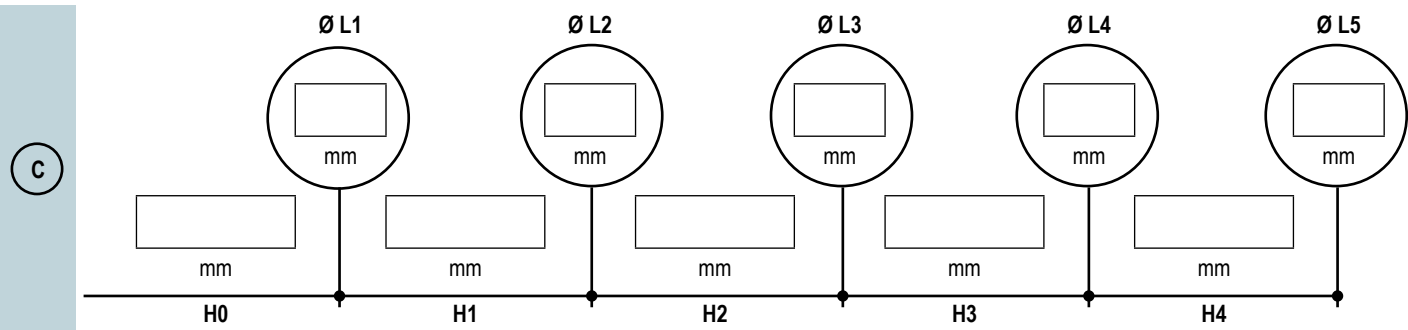
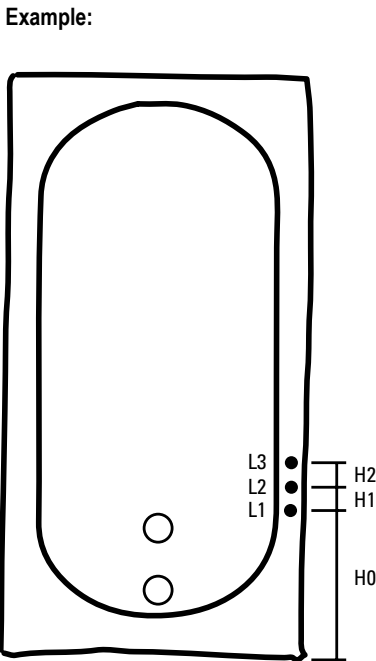
A Date: _____

Retailer: _____

Article nr. bathtub: _____

Your order number: _____

B

Comments:

ORDER FORM FOR TAP HOLES

TAPS



INDEX - TAPS

€ excl. VAT

GENERAL INFORMATION

How to use this price list	2
Numerical index Taps	765-768

TAPS

Architectura	604-608
Architectura Square	609-612
Classic	613-617
Cult	618-626
Dawn	627-655
Domicil	656-664
Elements - Striking	665-672
Elements - Tender	673-678
Embrace	679-683
Embrace PLUS	684-689
Just	690-697
La Fleur	698-702
La Fleur Accessories	703-705
La Fleur Exclusive	706-707
Liberty	708-713
O.novo	714-718
O.novo Start	719-724
Square	725-727
Square Exclusive	728-728
Square Accessories	729-730
Subway 2.0	731-735
Universal Shower Assortment	736-748
Universal Taps & Fittings	749-759

Icons



- Smart water usage with a sustainable water flow



- Comfortable height for mixers in combination with surface mounted wash basins



- Take air into the aerator, to ensure a good water feeling and helps to save water



- Constant water flow rate for wash basin mixers regardless of pressure fluctuations in the piping system
- Constant water temperature and flow in thermostatic mixer



- 3 spray function of hand shower with switch button

ARCHITECTURA

€ excl. VAT

ARCHITECTURA

Taps

Clearly drafted design

Sleek contours and distinctive details, such as the flat spouts, engage perfectly with each other. The modern design with its straight contours is ideal for creating individual home interiors.

Design and special features

- Basin mixers with integrated EasyClean aerator
- Optional Ring for easy installation on uneven surfaces (O-ring)



Finishes

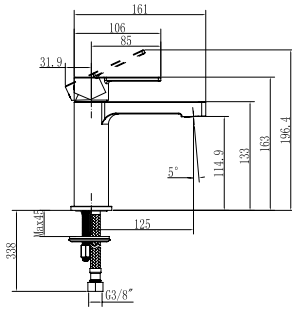
Chrome



ARCHITECTURA

€ excl. VAT

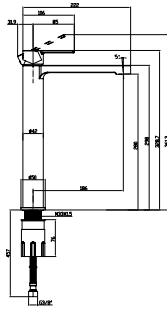
Single-lever basin mixer



- Material: Brass
- With pop-up waste
- Deck-mounted
- Connection Type 3/8"
- With AquaSmart feature
- With EasyClean feature
- With AirPlus feature
- With SmartPressure feature
- Volume per box 6,552 dm³
- Weight per packed box 1,800 kg
- Max flow rate at 3 bar 4,6 l/min

Article number	Description	Price
TVW10300400061	Chrome	140,-

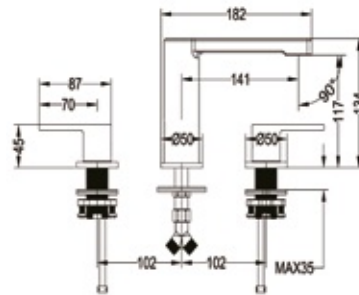
Tall single-lever basin mixer



- Material: Brass
- With push-open waste
- Deck-mounted
- Connection Type 3/8"
- With AquaSmart feature
- With ComfortPlus feature
- With EasyClean feature
- With AirPlus feature
- With SmartPressure feature
- Volume per box 9,488 dm³
- Weight per packed box 2,400 kg
- Max flow rate at 3 bar 4,6 l/min

Article number	Description	Price
TVW10300500061	Chrome	215,-

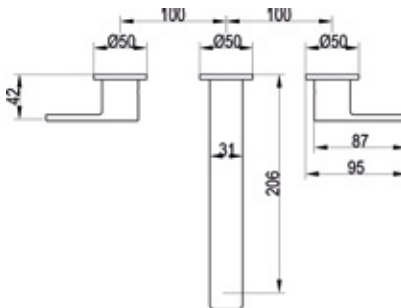
Three-hole basin mixer



- Material: Brass
- With pop-up waste
- Deck-mounted
- Connection Type 3/8"
- With AquaSmart feature
- With SmartPressure feature
- With EasyClean feature
- With AirPlus feature
- Volume per box 9,488 dm³
- Weight per packed box 2,600 kg
- Max flow rate at 3 bar 4,1 l/min

Article number	Description	Price
TVW10310811061	Chrome	304,-

Three-hole basin mixer



- Material: Brass
- With push-open waste
- Wall-mounted
- Including: Concealed installation units
- Connection Type 1/2"
- With AquaSmart feature
- With SmartPressure feature
- With EasyClean feature
- With AirPlus feature
- Volume per box 8,64 dm³
- Weight per packed box 2,500 kg
- Bath spout: max flow rate at 3 bar 4,4 l/min

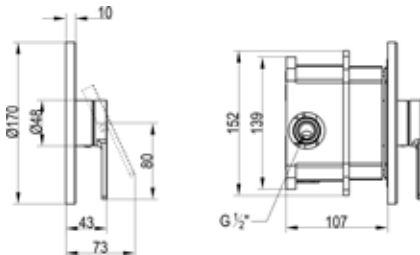
Article number	Description	Price
TVW10311011061	Chrome	345,-

ARCHITECTURA

ARCHITECTURA

€ excl. VAT

Concealed single-lever bath & shower mixer



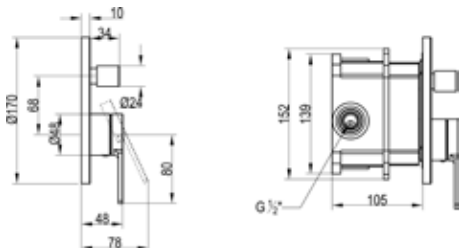
- Material: Brass
- Wall-mounted
- Connection Type 1/2"
- Volume per box 6,552 dm³
- Weight per packed box 1,625 kg

Article number	Description	Price
TVS10335200061	Chrome	115,-

Required Miscellaneous

Article number	Description	Price
TVS00035100000	Vi-Box universal concealed installation unit for single-lever mixer, Chrome / see page 755	55,-

Concealed single-lever bath & shower mixer



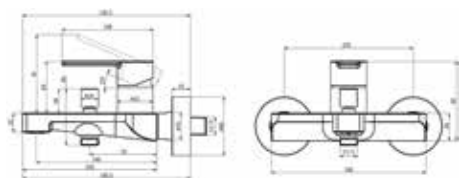
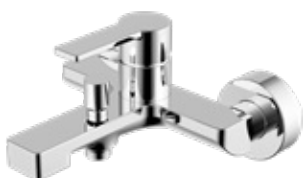
- Material: Brass
- Wall-mounted
- Connection Type 1/2"
- Volume per box 6,552 dm³
- Weight per packed box 1,875 kg
- With automatic diverter

Article number	Description	Price
TVS10335300061	Chrome	124,-

Required Miscellaneous

Article number	Description	Price
TVS00035100000	Vi-Box universal concealed installation unit for single-lever mixer, Chrome / see page 755	55,-

Single-lever bath & shower mixer



- Material: Brass
- Wall-mounted
- Including: S-Connection
- Connection Type 1/2"
- Hand shower hose connection 1/2"
- With EasyClean feature
- With AirPlus feature
- With SmartPressure feature
- Volume per box 6,868 dm³
- Weight per packed box 1,900 kg
- Bath spout: max flow rate at 3 bar 27,0 l/min
- With automatic diverter

Article number	Description	Price
TVT10300200061	Chrome	190,-

Optional miscellaneous

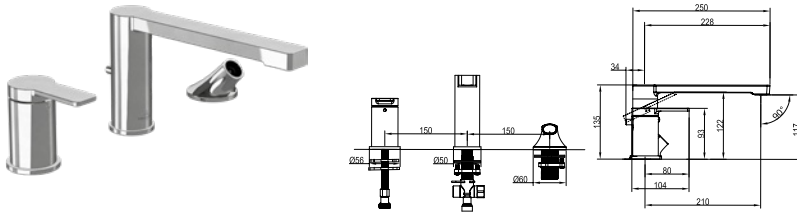
Article number	Description	Price
TVS1086000161	Shower set, Chrome / see page 681	103,-
TVS1086000261	Shower set with three spray types, Chrome / see page 681	130,-
TVS1086000361	Shower set with three spray types, Chrome / see page 686	136,-
TVS1089000161	Shower set with three spray types, Chrome / see page 686	141,-

ARCHITECTURA

€ excl. VAT

ARCHITECTURA

Three-hole bath rim mixer



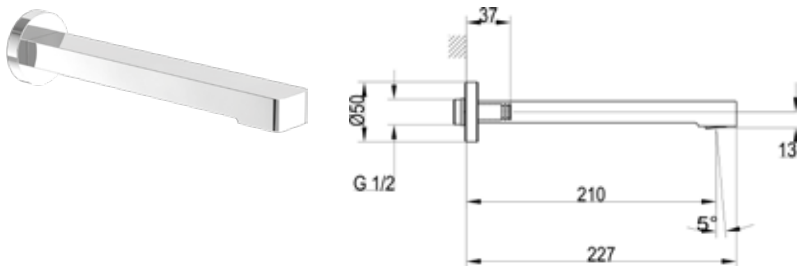
- Material: Brass
- Deck-mounted
- Connection Type 1/2"
- With EasyClean feature
- With AirPlus feature
- Volume per box 11,152 dm³
- Weight per packed box 4,050 kg
- Max flow rate at 3 bar 12,2 l/min
- With automatic diverter

Article number	Description	Price
TVT10300100061	Chrome	787,-

Optional miscellaneous

Article number	Description	Price
TVS1084110161	Hand shower, Chrome / see page 680	36,-
TVS1084120161	Hand shower with three spray types, Chrome / see page 680	59,-
TVS1084110261	Hand shower, Chrome / see page 680	36,-
TVS1084120261	Hand shower with three spray types, Chrome / see page 680	59,-
TVS1084130161	Hand shower with three spray types, Chrome / see page 685	62,-
TVS1084130261	Hand shower with three spray types, Chrome / see page 685	62,-

Bath spout



- Material: Brass
- Wall-mounted
- Connection Type 1/2"
- With EasyClean feature
- With AirPlus feature
- With SmartPressure feature
- Volume per box 1,323 dm³
- Weight per packed box 0,690 kg
- Bath spout: max flow rate at 3 bar 18,9 l/min

Article number	Description	Price
TVT10350500061	Chrome	89,-

ARCHITECTURA SQUARE

€ excl. VAT

Taps

Comfort of Square shaped design

Comfortably square shaped design lines for a metropolitan look inside the bathroom. A gentle touch of soft square edges to provide an undoubtable mixture between comfort and metropolitan design look.

Design and special features

- Basin mixers with integrated EasyClean aerator
- Comfort-Plus with the carefully selected height and projection.



Finishes

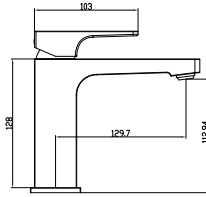
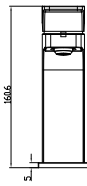
Chrome



ARCHITECTURA SQUARE

€ excl. VAT

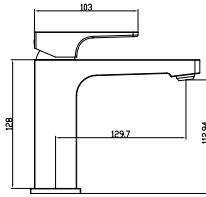
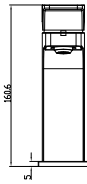
Single-lever basin mixer



- Available from June 2020
- Material: Brass
- With pop-up waste
- Deck-mounted
- Connection Type 3/8"
- With AquaSmart feature
- With EasyClean feature

Article number	Description	Price
TVW12500100061	Chrome	175,-

Single-lever basin mixer



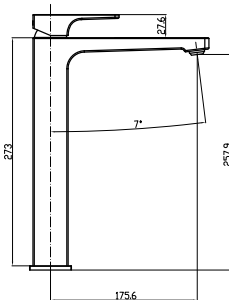
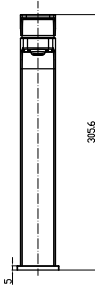
- Available from June 2020
- Material: Brass
- Without waste
- Deck-mounted
- Connection Type 3/8"
- With AquaSmart feature
- With EasyClean feature

Article number	Description	Price
TVW12500400061	Chrome	160,-

Optional miscellaneous

Article number	Description	Price
TVP00000301061	Push-Open waste, Chrome / see page 755	40,-

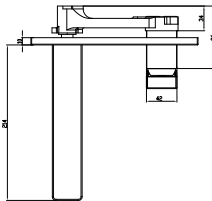
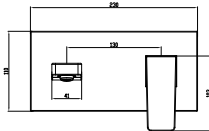
Tall single-lever basin mixer



- Available from June 2020
- Material: Brass
- With push-open waste
- Deck-mounted
- Connection Type 3/8"
- With AquaSmart feature
- With ComfortPlus feature
- With EasyClean feature

Article number	Description	Price
TVW12500200061	Chrome	260,-

Single-lever basin mixer



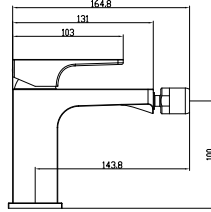
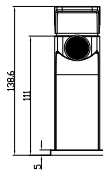
- Available from June 2020
- Material: Brass
- With push-open waste
- Wall-mounted
- Connection Type 3/8"
- With AquaSmart feature
- With EasyClean feature

Article number	Description	Price
TVW12500300061	Chrome	260,-

ARCHITECTURA SQUARE

€ excl. VAT

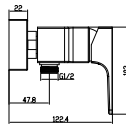
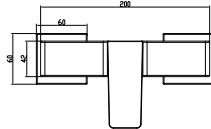
Single-lever bidet mixer



- Available from June 2020
- Material: Brass
- With pop-up waste
- Deck-mounted
- Connection Type 3/8"
- With AquaSmart feature

Article number	Description	Price
TVB12500100061	Chrome	190,-

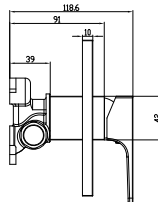
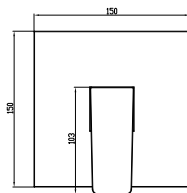
Single-lever shower mixer



- Available from June 2020
- Material: Brass
- Wall-mounted
- Including: S-Connection
- Connection Type 1/2"
- Hand shower hose connection 1/2"
- With backflow preventer

Article number	Description	Price
TVS12500100061	Chrome	210,-

Concealed single-lever bath & shower mixer



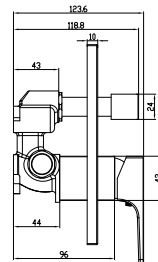
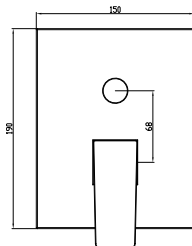
- Available from June 2020
- Material: Brass
- Wall-mounted
- Connection Type 1/2"

Article number	Description	Price
TVS12500200061	Chrome	145,-

Required Miscellaneous

Article number	Description	Price
TVS00035100000	Vi-Box universal concealed installation unit for single-lever mixer, Chrome / see page 755	55,-

Concealed single-lever bath & shower mixer



- Available from June 2020
- Material: Brass
- Wall-mounted
- Connection Type 1/2"
- With automatic diverter

Article number	Description	Price
TVS12500300061	Chrome	155,-

Required Miscellaneous

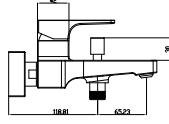
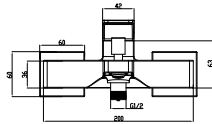
Article number	Description	Price
TVS00035100000	Vi-Box universal concealed installation unit for single-lever mixer, Chrome / see page 755	55,-

ARCHITECTURA SQUARE

ARCHITECTURA SQUARE

€ excl. VAT

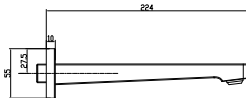
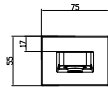

Single-lever bath & shower mixer



- Available from June 2020
- Material: Brass
- Wall-mounted
- Including: S-Connection
- Connection Type 1/2"
- Hand shower hose connection 1/2"
- With EasyClean feature
- With backflow preventer
- With automatic diverter

Article number	Description	Price
TVT12500100061	Chrome	250,-

Bath spout



- Available from June 2020
- Material: Brass
- Wall-mounted
- Connection Type 1/2"
- With EasyClean feature

Article number	Description	Price
TVT12500200061	Chrome	110,-

CLASSIC

€ excl. VAT

Taps

An influential design

Classic appeals with its expressive design and clear styling. The precise edges create a strikingly angular taps collection with gently rounded details. The epitome of elegance, with a unique character.

Design and special features

- The extraordinary design sets a statement in the bathroom
- Classic, elegant design with contemporary charm



Finishes

Chrome

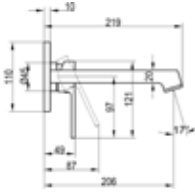
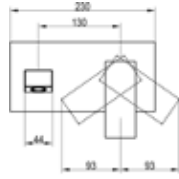


CLASSIC

CLASSIC

€ excl. VAT

Single-lever basin mixer



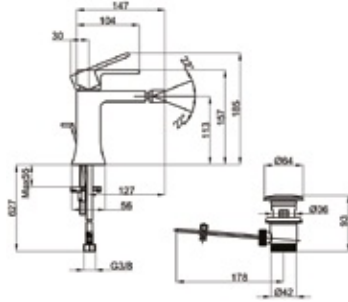
- Material: Brass
- With push-open waste
- Wall-mounted
- With AquaSmart feature
- With SmartPressure feature
- With EasyClean feature
- With AirPlus feature
- Weight per packed box 3,310 kg
- Max flow rate at 3 bar 4,7 l/min

Article number	Description	Price
TVW10111211061	Chrome	454,-

Required Miscellaneous

Article number	Description	Price
TVW00015200000	Universal concealed installation unit for single-lever mixer, Chrome / see page 756	75,-

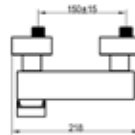
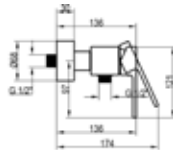
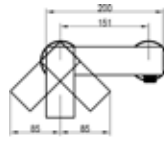
Single-lever bidet mixer



- Material: Brass
- With pop-up waste
- Deck-mounted
- Connection Type 3/8"
- With SmartPressure feature
- With AirPlus feature
- Weight per packed box 2,230 kg
- Max flow rate at 3 bar 5,1 l/min

Article number	Description	Price
TVB10120111061	Chrome	240,-

Single-lever shower mixer



- Material: Brass
- Wall-mounted
- Including: S-Connection
- Connection Type 1/2"
- Weight per packed box 2,625 kg
- With backflow preventer

Article number	Description	Price
TVS10130100061	Chrome	238,-

Optional miscellaneous

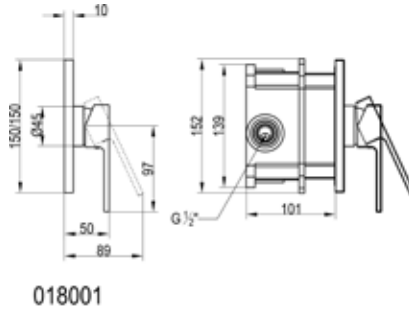
Article number	Description	Price
TVS1086000161	Shower set, Chrome / see page 681	103,-
TVS1086000261	Shower set with three spray types, Chrome / see page 681	130,-
TVS1086000361	Shower set with three spray types, Chrome / see page 686	136,-
TVS1089000161	Shower set with three spray types, Chrome / see page 686	141,-

CLASSIC

CLASSIC

€ excl. VAT

Concealed single-lever bath & shower mixer



- Material: Brass
- Wall-mounted
- Connection Type 1/2"
- Weight per packed box 1,875 kg

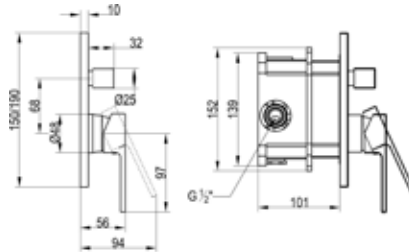
018001

Article number	Description	Price
TVS10135200061	Chrome	249,-

Required Miscellaneous

Article number	Description	Price
TVS00035100000	Vi-Box universal concealed installation unit for single-lever mixer, Chrome / see page 755	55,-

Concealed single-lever bath & shower mixer



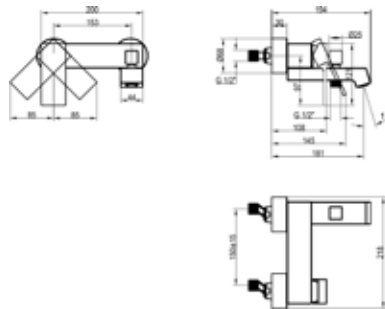
- Material: Brass
- Wall-mounted
- Connection Type 1/2"
- Weight per packed box 2,250 kg
- With automatic diverter

Article number	Description	Price
TVS10135300061	Chrome	266,-

Required Miscellaneous

Article number	Description	Price
TVS00035100000	Vi-Box universal concealed installation unit for single-lever mixer, Chrome / see page 755	55,-

Single-lever bath & shower mixer



- Material: Brass
- Wall-mounted
- Including: S-Connection
- Connection Type 1/2"
- Hand shower hose connection 1/2"
- With AirPlus feature
- With EasySwitch feature
- With SmartPressure feature
- With EasyClean feature
- Weight per packed box 3,500 kg
- Bath spout: max flow rate at 3 bar 20,4 l/min
- With backflow preventer
- With automatic diverter

Article number	Description	Price
TVT10150100061	Chrome	362,-

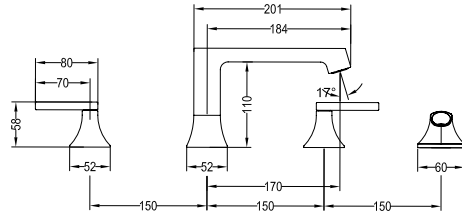

Optional miscellaneous

Article number	Description	Price
TVS1086000161	Shower set, Chrome / see page 681	103,-
TVS1086000261	Shower set with three spray types, Chrome / see page 681	130,-
TVS1086000361	Shower set with three spray types, Chrome / see page 686	136,-
TVS1089000161	Shower set with three spray types, Chrome / see page 686	141,-

CLASSIC

€ excl. VAT

Four-hole bath rim mixer



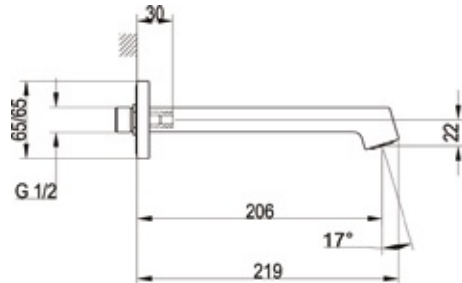

- Material: Brass
- Deck-mounted
- Connection Type 1/2"
- With AirPlus feature
- With EasySwitch feature
- With SmartPressure feature
- With EasyClean feature
- Weight per packed box 4,550 kg
- Bath spout: max flow rate at 3 bar 11,7 l/min
- With automatic diverter

Article number	Description	Price
TVT10100100061	Chrome	1.306,-

Optional miscellaneous

Article number	Description	Price
TVS1084110161	Hand shower, Chrome / see page 680	36,-
TVS1084120161	Hand shower with three spray types, Chrome / see page 680	59,-
TVS1084110261	Hand shower, Chrome / see page 680	36,-
TVS1084120261	Hand shower with three spray types, Chrome / see page 680	59,-
TVS1084130161	Hand shower with three spray types, Chrome / see page 685	62,-
TVS1084130261	Hand shower with three spray types, Chrome / see page 685	62,-

Bath spout



- Material: Brass
- Wall-mounted
- Connection Type 3/8"
- With EasyClean feature
- With AirPlus feature
- With EasySwitch feature
- With SmartPressure feature
- Weight per packed box 1,125 kg
- Bath spout: max flow rate at 3 bar 35,0 l/min

Article number	Description	Price
TVT10150500061	Chrome	156,-

CLASSIC

CULT

€ excl. VAT

Taps

A representative of urban lifestyle

Cult taps bring an urban touch to the bathroom. The interplay of straight shapes and round details creates purist design objects that perfectly blend into modern interior design, creating joy every day.

Design and special features

- Minimalistic design
- Creates a calm, harmonious atmosphere



Finishes

Chrome



Matt Black

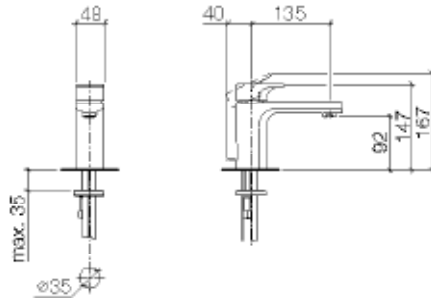


- Please note: Not every article is available in every finish. You can find all finish possibilities in the product view.

CULT

€ excl. VAT

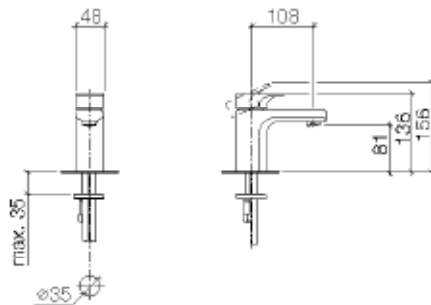
Single-lever basin mixer



- Material: Brass
- With pop-up waste
- Deck-mounted
- Connection Type M10
- Weight per packed box 2,845 kg
- Max flow rate at 3 bar 7,0 l/min

Article number	Description	Price
TFD33500960-00	Chrome	442,-
TFD33500960-33	Matt Black	662,-

Single-lever basin mixer



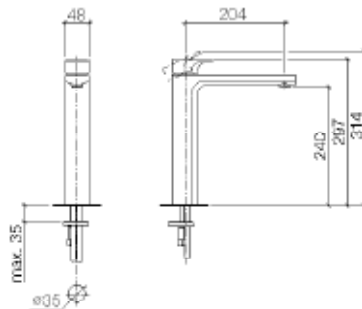
- Material: Brass
- Without waste
- Deck-mounted
- Connection Type M10
- Weight per packed box 2,229 kg
- Max flow rate at 3 bar 7,0 l/min

Article number	Description	Price
TFD33525960-00	Chrome	378,-
TFD33525960-33	Matt Black	565,-

Optional miscellaneous

Article number	Description	Price
TVP00000301061	Push-Open waste, Chrome / see page 755	40,-

Tall single-lever basin mixer



- Material: Brass
- Without waste
- Deck-mounted
- Connection Type M10
- Weight per packed box 2,834 kg
- Max flow rate at 3 bar 7,0 l/min

Article number	Description	Price
TFD33534960-00	Chrome	696,-
TFD33534960-33	Matt Black	1.044,-

Optional miscellaneous

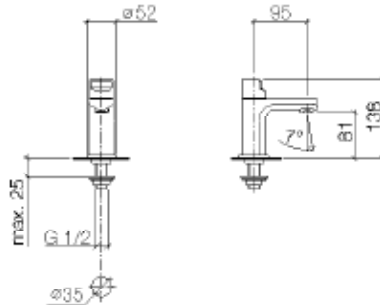
Article number	Description	Price
TVP00000301061	Push-Open waste, Chrome / see page 755	40,-

CULT

CULT

€ excl. VAT

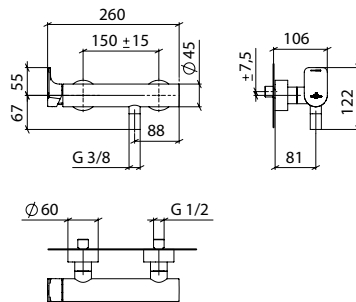
Cold water tap



- Available until September 2020
- Material: Brass
- Deck-mounted
- Connection Type 1/2"
- Max. low rate at 3 bar 7,0 l/min

Article number	Description	Price
TFD17500960-00	Chrome	313,-

Single-lever shower mixer



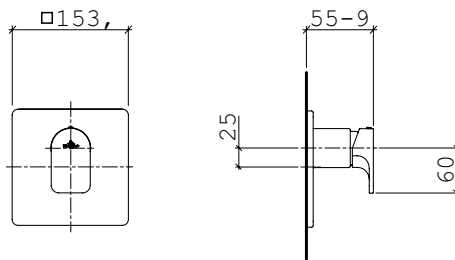
- Material: Brass
- Wall-mounted
- Including: S-Connection
- Connection Type 1/2"
- Hand shower hose connection 3/8"
- Weight per packed box 4,009 kg
- With backflow preventer

Article number	Description	Price
TFD33301960-00	Chrome	399,-
TFD33301960-33	Matt Black	597,-

Optional miscellaneous

Article number	Description	Price
TVS1086000361	Shower set with three spray types, Chrome / see page 686	136,-
TVS1089000161	Shower set with three spray types, Chrome / see page 686	141,-

Concealed single-lever bath & shower mixer



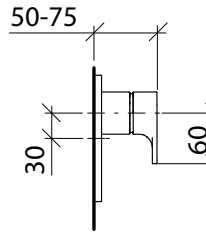
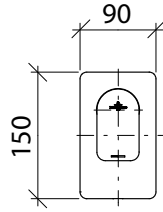
- Material: Brass
- Wall-mounted
- Weight per packed box 1,735 kg

Article number	Description	Price
TFD36022960-00	Chrome	339,-

CULT

€ excl. VAT

Concealed single-lever bath & shower mixer



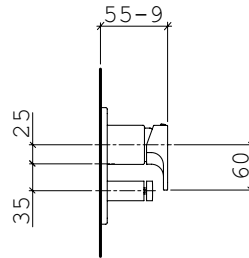
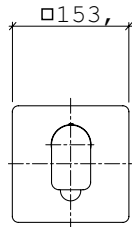
- Available until September 2020
- Material: Brass
- Wall-mounted

Article number	Description	Price
TFD36021960-00	Chrome	238,-
TFD36021960-33	Matt Black	357,-

Required Miscellaneous

Article number	Description	Price
TFD3503397590	Concealed installation unit for single-lever mixer with security lock / see page 756	615,-

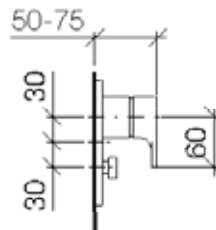
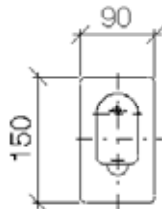
Concealed single-lever bath & shower mixer



- Material: Brass
- Wall-mounted
- Weight per packed box 1,862 kg
- With diverter

Article number	Description	Price
TFD36122960-00	Chrome	484,-

Concealed single-lever bath & shower mixer



- Available until September 2020
- Material: Brass
- Wall-mounted
- With diverter

Article number	Description	Price
TFD36121960-00	Chrome	322,-
TFD36121960-33	Matt Black	484,-

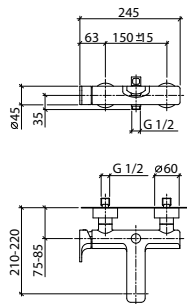
Required Miscellaneous

Article number	Description	Price
TFD3503397590	Concealed installation unit for single-lever mixer with security lock / see page 756	615,-

CULT

€ excl. VAT

Single-lever bath & shower mixer



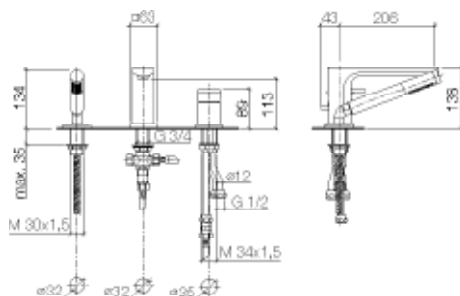
- Material: Brass
- Wall-mounted
- Including: S-Connection
- Connection Type 1/2"
- Weight per packed box 2,898 kg
- With backflow preventer
- With automatic diverter

Article number	Description	Price
TFD33200960-00	Chrome	751,-
TFD33200960-33	Matt Black	1.125,-

Optional miscellaneous

Article number	Description	Price
TFD26403960-00	Shower set, Chrome / see page 624	589,-
TFD27806960-00	Hand shower set, Chrome / see page 624	356,-

Three-hole bath rim mixer with hand shower



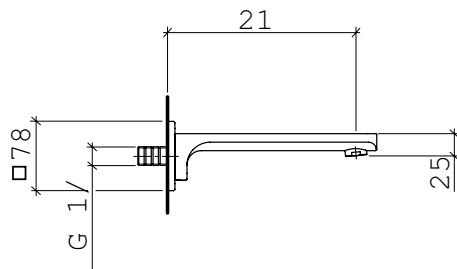
- Material: Brass
- Deck-mounted
- Connection Type 3/4"
- Hand shower hose connection 1/2"
- Weight per packed box 6,929 kg
- Bath spout: max flow rate at 3 bar 16,0 l/min
- With backflow preventer
- Shower Ø 35 mm
- With automatic diverter

Article number	Description	Price
TFD27412960-00	Chrome	1.504,-
TFD27412960-33	Matt Black	2.254,-

Optional miscellaneous

Article number	Description	Price
TFD12801970-00	Decorative caps for Perfecto installation method, Chrome / see page 759	58,-
TFD12801970-33	Decorative caps for Perfecto installation method, Matt Black / see page 759	86,-
TFD1261497090	Perfecto mounting kit, Chrome / see page 758	1.375,-

Bath spout



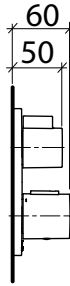
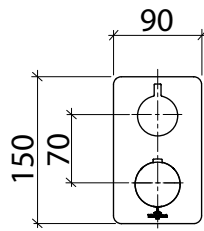
- Material: Brass
- Wall-mounted
- Connection Type 1/2"
- Weight per packed box 1,574 kg
- Bath spout: max flow rate at 3 bar 25,8 l/min

Article number	Description	Price
TFD13801960-00	Chrome	511,-

CULT

€ excl. VAT

Concealed thermostat with one-way volume control



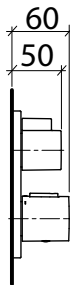
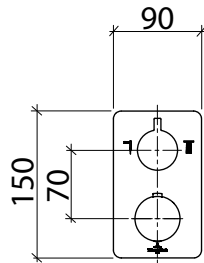
- Material: Brass
- Wall-mounted
- Weight per packed box 1,718 kg
- Adjustable temperature limitation

Article number	Description	Price
TFD36425960-00	Chrome	470,-

Required Miscellaneous

Article number	Description	Price
TFD3542597590	Universal concealed installation unit / see page 756	872,-
TFD3542697590	Concealed thermostat installation unit with security lock / see page 756	923,-

Concealed thermostat with two function volume control



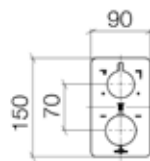
- Material: Brass
- Wall-mounted
- Two function volume control
- Weight per packed box 1,554 kg
- Adjustable temperature limitation
- With diverter

Article number	Description	Price
TFD36426960-00	Chrome	587,-
TFD36426960-33	Matt Black	881,-

Required Miscellaneous

Article number	Description	Price
TFD3542597590	Universal concealed installation unit / see page 756	872,-
TFD3542697590	Concealed thermostat installation unit with security lock / see page 756	923,-

Concealed thermostat with three-way volume control



- Available until September 2020
- Material: Brass
- Wall-mounted
- Including: Mounting parts
- Adjustable temperature limitation

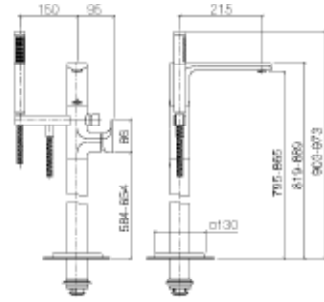
Article number	Description	Price
TFD36427960-00	Chrome	631,-

CULT

CULT

€ excl. VAT

Single-lever bath & shower mixer



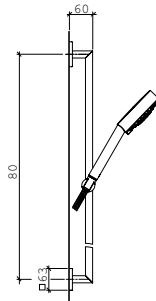
- Material: Brass
- Floor-mounted
- Weight per packed box 8,006 kg
- Number of Spray Modes: 1
- Bath spout: max flow rate at 3 bar 16,0 l/min
- With backflow preventer
- With automatic diverter

Article number	Description	Price
TFD25863960-00	Chrome	3.408,-
TFD25863960-33	Matt Black	5.110,-

Required Miscellaneous

Article number	Description	Price
TFD3594597090	Concealed floor fixture for free standing mixer / see page 758	1.128,-

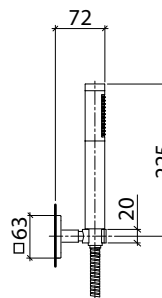
Shower set



- Available until September 2020
- Material: Brass
- Wall-mounted
- Including: Hand shower, Shower hose: 1600 mm, Shower rail
- Number of Spray Modes: 3
- Max flow rate at 3 bar 7,6 l/min
- Shower Ø 100 mm

Article number	Description	Price
TFD26403960-00	Chrome	589,-
TFD26403960-33	Matt Black	884,-

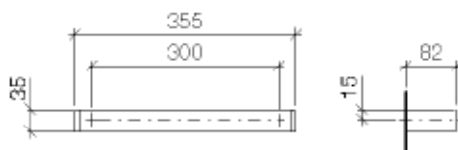
Hand shower set



- Material: Brass
- Wall-mounted
- Including: Hand shower, Shower hose: 1600 mm, Hand shower holder
- Weight per packed box 1,270 kg
- Number of Spray Modes: 1
- Hand shower: max flow rate at 3 bar 8,2 l/min

Article number	Description	Price
TFD27806960-00	Chrome	356,-
TFD27806960-33	Matt Black	533,-

Handrail



- Material: Brass
- Wall-mounted
- Weight per packed box 1,056 kg

Article number	Description	Price
TFD83030960-00	Chrome	203,-

CULT

€ excl. VAT

Towel rail



- Material: Brass
- Wall-mounted
- Weight per packed box 0,907 kg

Article number	Description	Price
TFD83060960-00	Chrome	244,-
TFD83060960-33	Matt Black	365,-

Towel rail



- Material: Brass
- Wall-mounted
- Weight per packed box 0,501 kg

Article number	Description	Price
TFD83211960-00	Chrome	215,-
TFD83211960-33	Matt Black	321,-

Towel hook



- Material: Brass
- Wall-mounted
- Weight per packed box 0,127 kg

Article number	Description	Price
TFD83251960-00	Chrome	85,-
TFD83251960-33	Matt Black	127,-

Tumbler holder



- Material: Brass
- Wall-mounted
- Crystal glass, transparent
- Weight per packed box 0,432 kg

Article number	Description	Price
TFD83400960-00	Chrome	196,-
TFD83400960-33	Matt Black	295,-

Soap dish



- Available until September 2020
- Material: Brass
- Wall-mounted
- Including: Mounting parts
- Crystal glass, transparent

Article number	Description	Price
TFD83410960-00	Chrome	204,-

CULT

€ excl. VAT

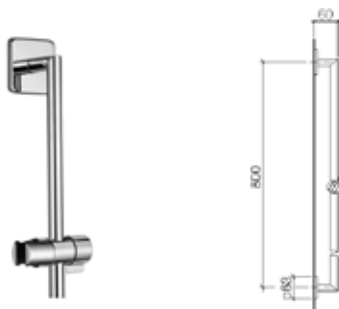
Toilet roll holder without cover



- Material: Brass
- Wall-mounted
- Weight per packed box 0,369 kg

Article number	Description	Price
TFD83500960-00	Chrome	169,-
TFD83500960-33	Matt Black	252,-

Shower rail with slide bar



- Available until September 2020
- Material: Brass
- Wall-mounted

Article number	Description	Price
TFD26701960-00	Chrome	363,-

CULT

DAWN

€ excl. VAT

Taps

A fresh take on minimalism

Featuring minimalist design in a host of variants, Dawn establishes a new design idiom for contemporary taps. The mix & match spouts and handles allow for diverse interior design options and add a fresh touch to modern bathrooms.

Design and special features

- Modern and minimalist design
- Numerous mix & match options



Finishes

Chrome



Brushed Chrome



Graphite



Brushed Nickel Matt



Polished Nickel



English Gold



Brushed Gold



Dune



Matt Black



- Minimum order quantity: 50 pieces / product, except marked articles
- No minimum order quantity: Chrome finish
- Please note for subsequent orders: slight variations in colour may occur between different production batches.
- Please follow the instructions when caring for tap fittings and accessories.
- Please note: Not every article is available in every finish. You can find all finish possibilities in the product view.

BE CREATIVE – DISCOVER A WHOLE RANGE OF OPTIONS

Select your favourite outlet and handle to create the deck- or wall-mounted 3-hole basin mixer of your choice.

Deck-mounted basin mixer



TVW 106 12 01 51 XX
Basin spout



TVW 106 12 01 52 XX
Basin spout



TVW 106 12 01 53 XX
Basin spout



TVW 106 13 01 51 XX
Handle set for bath
or basin mixer



TVW 106 13 01 52 XX
Handle set for bath
or basin mixer



TVW 106 13 01 53 XX
Handle set for bath
or basin mixer

Wall-mounted basin mixer



TVW 106 12 A1 51 XX
Basin wall spout without
concealed installation unit




TVW 106 12 A1 52 XX
Basin wall spout without
concealed installation unit




TVW 106 12 A1 53 XX
Basin wall spout without
concealed installation unit



TVW 106 13 A1 51 XX
Handle set for basin
mixer without concealed
installation unit



TVW 106 13 A1 52 XX
Handle set for basin
mixer without concealed
installation unit



TVW 106 13 21 53 XX
Handle set for basin
mixer without concealed
installation unit



TVW 106 19 A1 51 XX
Handle set for basin
mixer without concealed
installation unit



TVW 106 19 A1 53 XX
Handle set for basin
mixer without concealed
installation unit

BE CREATIVE – DISCOVER A WHOLE RANGE OF OPTIONS

Select your favourite outlet and handle to create the bath rim mixer of your choice.

Bath rim mixer



TVT 106 51 01 51 XX
Bath rim spout



TVT 106 51 01 52 XX
Bath rim spout



TVT 106 51 01 53 XX
Bath rim spout



TVW 106 13 01 51 XX
Handle set for bath
or basin mixer



TVW 106 13 01 52 XX
Handle set for bath
or basin mixer



TVW 106 13 01 53 XX
Handle set for bath
or basin mixer



TVT 106 51 41 50 XX
Single-lever
bath rim mixer
without spout



TVT 106 51 41 53 XX
Single-lever
bath rim mixer
without spout

Additionally, choose the suitable diverter with a hand shower to ensure everything fits to your needs.



TVT 106 51 31 51 XX
Bath rim diverter



TVT 106 51 31 52 XX
Bath rim diverter



TVT 106 51 31 53 XX
Bath rim diverter



TVW 106 51 21 50 XX
Bath rim
hand shower holder

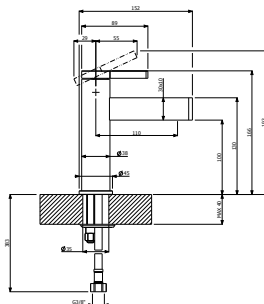


TVW 108 41 40 X XX
Hand shower

DAWN

€ excl. VAT

Single-lever basin mixer



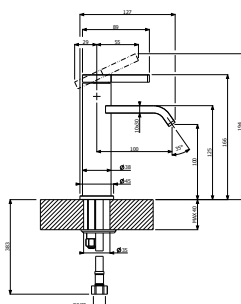
- Material: Brass
- Without waste
- Deck-mounted
- Connection Type 3/8"
- With AquaSmart feature
- With AirPlus feature
- Volume per box 5,04 dm³
- Weight per packed box 1,800 kg
- Max flow rate at 3 bar 4,7 l/min

Article number	Description	Price
TVW10610315161	Chrome	297,-
TVW10610315174	Brushed Chrome	489,-
TVW10610315163	Graphite	489,-
TVW10610315164	Brushed Nickel Matt	489,-
TVW10610315165	Polished Nickel	548,-
TVW10610315160	English Gold	548,-
TVW10610315176	Brushed Gold	548,-
TVW10610315170	Dune	548,-
TVW106103151K5	Matt Black	489,-

Optional miscellaneous

Article number	Description	Price
TVP00000301061	Push-Open waste, Chrome / see page 755	40,-
TVP000003020XX	Push-Open waste / see page 755	xx,-

Single-lever basin mixer



- Material: Brass
- Without waste
- Deck-mounted
- Connection Type 3/8"
- With AquaSmart feature
- With AirPlus feature
- No minimum order quantity:
Matt Black, Brushed Gold, Brushed Nickel Matt
- Volume per box 5,04 dm³
- Weight per packed box 1,800 kg
- Max flow rate at 3 bar 13,7 l/min

Article number	Description	Price
TVW10610315261	Chrome	297,-
TVW10610315274	Brushed Chrome	489,-
TVW10610315263	Graphite	489,-
TVW10610315264	Brushed Nickel Matt	489,-
TVW10610315265	Polished Nickel	548,-
TVW10610315260	English Gold	548,-
TVW10610315276	Brushed Gold	548,-
TVW10610315270	Dune	548,-
TVW106103152K5	Matt Black	489,-

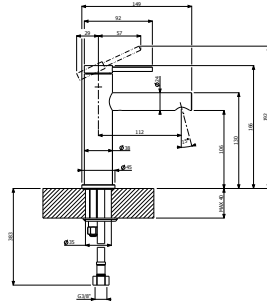
Optional miscellaneous

Article number	Description	Price
TVP00000301061	Push-Open waste, Chrome / see page 755	40,-
TVP000003020XX	Push-Open waste / see page 755	xx,-

DAWN

€ excl. VAT

Single-lever basin mixer



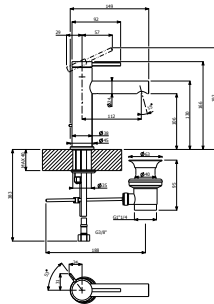
- Material: Brass
- Without waste
- Deck-mounted
- Connection Type 3/8"
- With AirPlus feature
- With AquaSmart feature
- Volume per box 5,04 dm³
- Weight per packed box 1,700 kg
- Max flow rate at 3 bar 6,1 l/min

Article number	Description	Price
TVW10610315361	Chrome	271,-
TVW10610315374	Brushed Chrome	447,-
TVW10610315363	Graphite	447,-
TVW10610315364	Brushed Nickel Matt	447,-
TVW10610315365	Polished Nickel	501,-
TVW10610315360	English Gold	501,-
TVW10610315376	Brushed Gold	501,-
TVW10610315370	Dune	501,-
TVW106103153K5	Matt Black	447,-

Optional miscellaneous

Article number	Description	Price
TVP00000301061	Push-Open waste, Chrome / see page 755	40,-
TVP000003020XX	Push-Open waste / see page 755	xx,-

Single-lever basin mixer



- Material: Brass
- With pop-up waste
- Deck-mounted
- Connection Type 3/8"
- With AirPlus feature
- With AquaSmart feature
- Volume per box 5,04 dm³
- Weight per packed box 1,800 kg
- Max flow rate at 3 bar 6,2 l/min

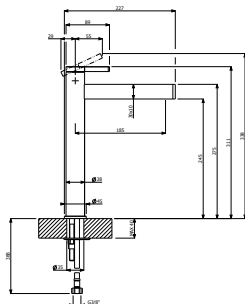
Article number	Description	Price
TVW10610215361	Chrome	304,-
TVW10610215374	Brushed Chrome	502,-
TVW10610215363	Graphite	502,-
TVW10610215364	Brushed Nickel Matt	502,-
TVW10610215365	Polished Nickel	562,-
TVW10610215360	English Gold	562,-
TVW10610215376	Brushed Gold	562,-
TVW10610215370	Dune	562,-
TVW106102153K5	Matt Black	502,-

DAWN

DAWN

€ excl. VAT

Tall single-lever basin mixer



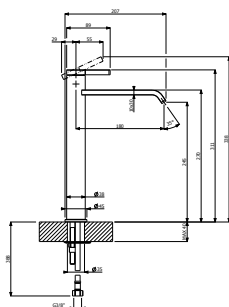
- Material: Brass
- Without waste
- Deck-mounted
- Connection Type 3/8"
- With AquaSmart feature
- With AirPlus feature
- Volume per box 10,65 dm³
- Weight per packed box 2,100 kg
- Max flow rate at 3 bar 4,7 l/min

Article number	Description	Price
TVW10610615161	Chrome	404,-
TVW10610615174	Brushed Chrome	667,-
TVW10610615163	Graphite	667,-
TVW10610615164	Brushed Nickel Matt	667,-
TVW10610615165	Polished Nickel	748,-
TVW10610615160	English Gold	748,-
TVW10610615176	Brushed Gold	748,-
TVW10610615170	Dune	748,-
TVW106106151K5	Matt Black	667,-

Optional miscellaneous

Article number	Description	Price
TVP00000301061	Push-Open waste, Chrome / see page 755	40,-
TVP000003020XX	Push-Open waste / see page 755	xx,-

Tall single-lever basin mixer



- Material: Brass
- Without waste
- Deck-mounted
- Connection Type 3/8"
- With AquaSmart feature
- With AirPlus feature
- No minimum order quantity:
Matt Black, Brushed Gold, Brushed Nickel Matt
- Volume per box 10,65 dm³
- Weight per packed box 2,100 kg
- Max flow rate at 3 bar 4,7 l/min

Article number	Description	Price
TVW10610615261	Chrome	404,-
TVW10610615274	Brushed Chrome	667,-
TVW10610615263	Graphite	667,-
TVW10610615264	Brushed Nickel Matt	667,-
TVW10610615265	Polished Nickel	748,-
TVW10610615260	English Gold	748,-
TVW10610615276	Brushed Gold	748,-
TVW10610615270	Dune	748,-
TVW106106152K5	Matt Black	667,-

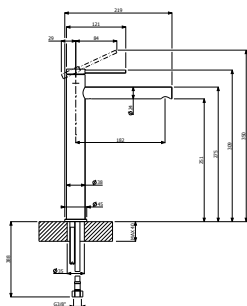
Optional miscellaneous

Article number	Description	Price
TVP00000301061	Push-Open waste, Chrome / see page 755	40,-
TVP000003020XX	Push-Open waste / see page 755	xx,-

DAWN

€ excl. VAT

Tall single-lever basin mixer



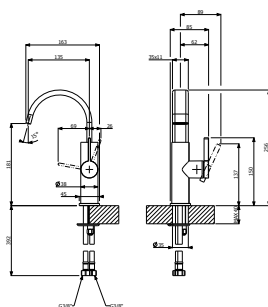
- Material: Brass
- Without waste
- Deck-mounted
- Connection Type 3/8"
- With ComfortPlus feature
- With AirPlus feature
- With AquaSmart feature
- Volume per box 10,65 dm³
- Weight per packed box 2,100 kg
- Max flow rate at 3 bar 6,1 l/min

Article number	Description	Price
TVW10610615361	Chrome	368,-
TVW10610615374	Brushed Chrome	608,-
TVW10610615363	Graphite	608,-
TVW10610615364	Brushed Nickel Matt	608,-
TVW10610615365	Polished Nickel	682,-
TVW10610615360	English Gold	682,-
TVW10610615376	Brushed Gold	682,-
TVW10610615370	Dune	682,-
TVW106106153K5	Matt Black	608,-

Optional miscellaneous

Article number	Description	Price
TVP00000301061	Push-Open waste, Chrome / see page 755	40,-
TVP000003020XX	Push-Open waste / see page 755	xx,-

Basin mixer with side-lever



- Material: Brass
- Without waste
- Deck-mounted
- Connection Type 3/8"
- With AquaSmart feature
- With AirPlus feature
- Volume per box 10,44 dm³
- Weight per packed box 1,800 kg
- Max flow rate at 3 bar 4,7 l/min

Article number	Description	Price
TVW10611615161	Chrome	366,-
TVW10611615174	Brushed Chrome	604,-
TVW10611615163	Graphite	604,-
TVW10611615164	Brushed Nickel Matt	604,-
TVW10611615165	Polished Nickel	677,-
TVW10611615160	English Gold	677,-
TVW10611615176	Brushed Gold	677,-
TVW10611615170	Dune	677,-
TVW106116151K5	Matt Black	604,-

Optional miscellaneous

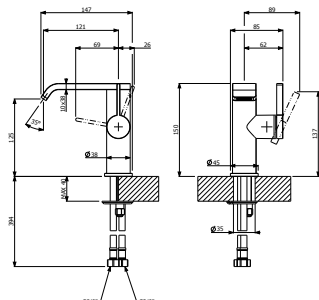
Article number	Description	Price
TVP00000301061	Push-Open waste, Chrome / see page 755	40,-
TVP000003020XX	Push-Open waste / see page 755	xx,-

DAWN

DAWN

€ excl. VAT

Basin mixer with side-lever



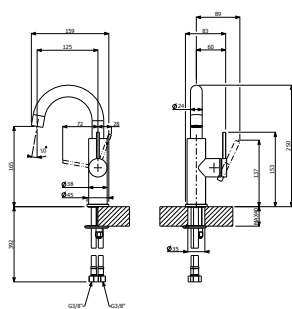
- Material: Brass
- Without waste
- Deck-mounted
- Connection Type 3/8"
- With AquaSmart feature
- With AirPlus feature
- No minimum order quantity:
Matt Black, Brushed Gold, Brushed Nickel Matt
- Volume per box 10,44 dm³
- Weight per packed box 1,800 kg
- Max flow rate at 3 bar 4,3 l/min

Article number	Description	Price
TVW10611615261	Chrome	366,-
TVW10611615274	Brushed Chrome	604,-
TVW10611615263	Graphite	604,-
TVW10611615264	Brushed Nickel Matt	604,-
TVW10611615265	Polished Nickel	677,-
TVW10611615260	English Gold	677,-
TVW10611615276	Brushed Gold	677,-
TVW10611615270	Dune	677,-
TVW106116152K5	Matt Black	604,-

Optional miscellaneous

Article number	Description	Price
TVP00000301061	Push-Open waste, Chrome / see page 755	40,-
TVP000003020XX	Push-Open waste / see page 755	xx,-

Basin mixer with side-lever



- Material: Brass
- Without waste
- Deck-mounted
- Connection Type 3/8"
- With ComfortPlus feature
- With AquaSmart feature
- With AirPlus feature
- With SmartPressure feature
- Volume per box 10,44 dm³
- Weight per packed box 2,000 kg
- Max flow rate at 3 bar 5,0 l/min

Article number	Description	Price
TVW10611615361	Chrome	356,-
TVW10611615374	Brushed Chrome	587,-
TVW10611615363	Graphite	587,-
TVW10611615364	Brushed Nickel Matt	587,-
TVW10611615365	Polished Nickel	658,-
TVW10611615360	English Gold	658,-
TVW10611615376	Brushed Gold	658,-
TVW10611615370	Dune	658,-
TVW106116153K5	Matt Black	587,-

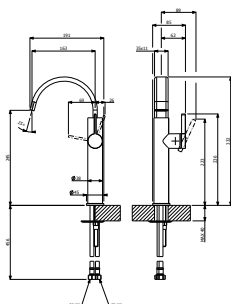
Optional miscellaneous

Article number	Description	Price
TVP00000301061	Push-Open waste, Chrome / see page 755	40,-
TVP000003020XX	Push-Open waste / see page 755	xx,-

DAWN

€ excl. VAT

Tall basin mixer with side-lever



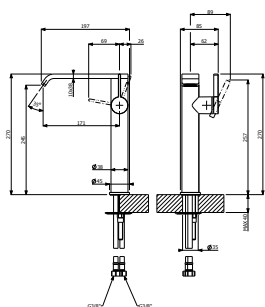
- Material: Brass
- Without waste
- Deck-mounted
- Connection Type 3/8"
- With AquaSmart feature
- With AirPlus feature
- Volume per box 19,82 dm³
- Weight per packed box 2,100 kg
- Max flow rate at 3 bar 4,7 l/min

Article number	Description	Price
TVW10611915161	Chrome	507,-
TVW10611915174	Brushed Chrome	836,-
TVW10611915163	Graphite	836,-
TVW10611915164	Brushed Nickel Matt	836,-
TVW10611915165	Polished Nickel	936,-
TVW10611915160	English Gold	936,-
TVW10611915176	Brushed Gold	936,-
TVW10611915170	Dune	936,-
TVW106119151K5	Matt Black	836,-

Optional miscellaneous

Article number	Description	Price
TVP00000301061	Push-Open waste, Chrome / see page 755	40,-
TVP000003020XX	Push-Open waste / see page 755	xx,-

Tall basin mixer with side-lever



- Material: Brass
- Without waste
- Deck-mounted
- Connection Type 3/8"
- With AquaSmart feature
- With AirPlus feature
- Volume per box 19,82 dm³
- Weight per packed box 2,100 kg
- Max flow rate at 3 bar 4,3 l/min

Article number	Description	Price
TVW10611915261	Chrome	507,-
TVW10611915274	Brushed Chrome	836,-
TVW10611915263	Graphite	836,-
TVW10611915264	Brushed Nickel Matt	836,-
TVW10611915265	Polished Nickel	936,-
TVW10611915260	English Gold	936,-
TVW10611915276	Brushed Gold	936,-
TVW10611915270	Dune	936,-
TVW106119152K5	Matt Black	836,-

Optional miscellaneous

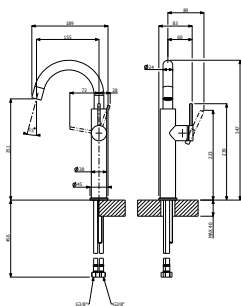
Article number	Description	Price
TVP00000301061	Push-Open waste, Chrome / see page 755	40,-
TVP000003020XX	Push-Open waste / see page 755	xx,-

DAWN

DAWN

€ excl. VAT

Tall basin mixer with side-lever



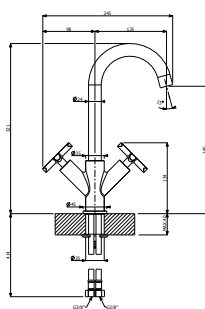
- Material: Brass
- Without waste
- Deck-mounted
- Connection Type 3/8"
- With AquaSmart feature
- With ComfortPlus feature
- With AirPlus feature
- With SmartPressure feature
- Volume per box 19,82 dm³
- Weight per packed box 2,100 kg
- Max flow rate at 3 bar 5,0 l/min

Article number	Description	Price
TVW10611915361	Chrome	491,-
TVW10611915374	Brushed Chrome	810,-
TVW10611915363	Graphite	810,-
TVW10611915364	Brushed Nickel Matt	810,-
TVW10611915365	Polished Nickel	909,-
TVW10611915360	English Gold	909,-
TVW10611915376	Brushed Gold	909,-
TVW10611915370	Dune	909,-
TVW106119153K5	Matt Black	810,-

Optional miscellaneous

Article number	Description	Price
TVP00000301061	Push-Open waste, Chrome / see page 755	40,-
TVP000003020XX	Push-Open waste / see page 755	xx,-

Two-handle basin mixer



- Material: Brass
- Without waste
- Deck-mounted
- Connection Type 3/8"
- With AquaSmart feature
- With ComfortPlus feature
- With AirPlus feature
- With SmartPressure feature
- Volume per box 10,44 dm³
- Weight per packed box 2,450 kg
- Max flow rate at 3 bar 5,0 l/min

Article number	Description	Price
TVW10618315361	Chrome	356,-
TVW10618315374	Brushed Chrome	587,-
TVW10618315363	Graphite	587,-
TVW10618315364	Brushed Nickel Matt	587,-
TVW10618315365	Polished Nickel	658,-
TVW10618315360	English Gold	658,-
TVW10618315376	Brushed Gold	658,-
TVW10618315370	Dune	658,-
TVW106183153K5	Matt Black	587,-

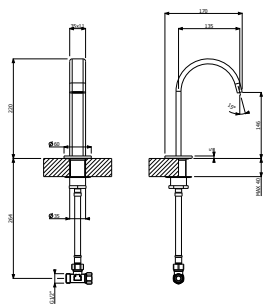
Optional miscellaneous

Article number	Description	Price
TVP00000301061	Push-Open waste, Chrome / see page 755	40,-
TVP000003020XX	Push-Open waste / see page 755	xx,-

DAWN

€ excl. VAT

Basin spout



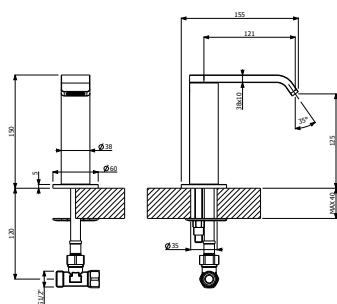
- Material: Brass
- Without waste
- Deck-mounted
- Connection Type 1/2"
- With AquaSmart feature
- With AirPlus feature
- Volume per box 10,44 dm³
- Weight per packed box 1,100 kg
- Max flow rate at 3 bar 4,6 l/min

Article number	Description	Price
TVW10612015161	Chrome	236,-
TVW10612015174	Brushed Chrome	390,-
TVW10612015163	Graphite	390,-
TVW10612015164	Brushed Nickel Matt	390,-
TVW10612015165	Polished Nickel	437,-
TVW10612015160	English Gold	437,-
TVW10612015176	Brushed Gold	437,-
TVW10612015170	Dune	437,-
TVW106120151K5	Matt Black	390,-

Optional miscellaneous

Article number	Description	Price
TVP00000301061	Push-Open waste, Chrome / see page 755	40,-
TVP000003020XX	Push-Open waste / see page 755	xx,-

Basin spout



- Material: Brass
- Without waste
- Deck-mounted
- Connection Type 1/2"
- With AquaSmart feature
- With AirPlus feature
- Volume per box 10,44 dm³
- Weight per packed box 1,100 kg
- Max flow rate at 3 bar 4,2 l/min

Article number	Description	Price
TVW10612015261	Chrome	236,-
TVW10612015274	Brushed Chrome	390,-
TVW10612015263	Graphite	390,-
TVW10612015264	Brushed Nickel Matt	390,-
TVW10612015265	Polished Nickel	437,-
TVW10612015260	English Gold	437,-
TVW10612015276	Brushed Gold	437,-
TVW10612015270	Dune	437,-
TVW106120152K5	Matt Black	390,-

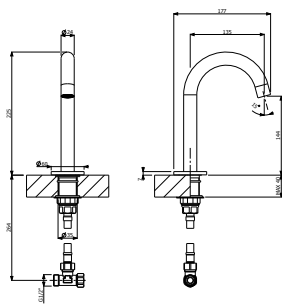
Optional miscellaneous

Article number	Description	Price
TVP00000301061	Push-Open waste, Chrome / see page 755	40,-
TVP000003020XX	Push-Open waste / see page 755	xx,-

DAWN

€ excl. VAT

Basin spout



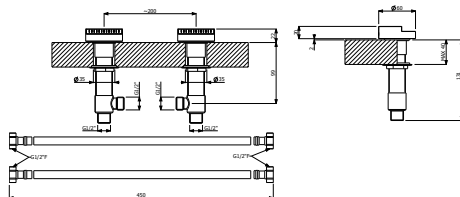
- Material: Brass
- Without waste
- Deck-mounted
- Connection Type 1/2"
- With AquaSmart feature
- With AirPlus feature
- With SmartPressure feature
- Volume per box 10,44 dm³
- Weight per packed box 1,200 kg
- Max flow rate at 3 bar 4,9 l/min

Article number	Description	Price
TVW10612015361	Chrome	230,-
TVW10612015374	Brushed Chrome	380,-
TVW10612015363	Graphite	380,-
TVW10612015364	Brushed Nickel Matt	380,-
TVW10612015365	Polished Nickel	426,-
TVW10612015360	English Gold	426,-
TVW10612015376	Brushed Gold	426,-
TVW10612015370	Dune	426,-
TVW106120153K5	Matt Black	380,-

Optional miscellaneous

Article number	Description	Price
TVP00000301061	Push-Open waste, Chrome / see page 755	40,-
TVP000003020XX	Push-Open waste / see page 755	xx,-

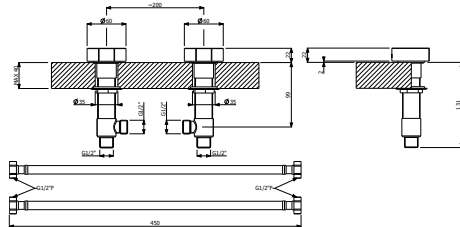
Handle set for bath or basin mixer



- Material: Brass
- Deck-mounted
- Connection Type 1/2"
- Volume per box 10,44 dm³
- Weight per packed box 1,800 kg

Article number	Description	Price
TVW10613015161	Chrome	213,-
TVW10613015174	Brushed Chrome	350,-
TVW10613015163	Graphite	350,-
TVW10613015164	Brushed Nickel Matt	350,-
TVW10613015165	Polished Nickel	392,-
TVW10613015160	English Gold	392,-
TVW10613015176	Brushed Gold	392,-
TVW10613015170	Dune	392,-
TVW106130151K5	Matt Black	350,-

Handle set for bath or basin mixer



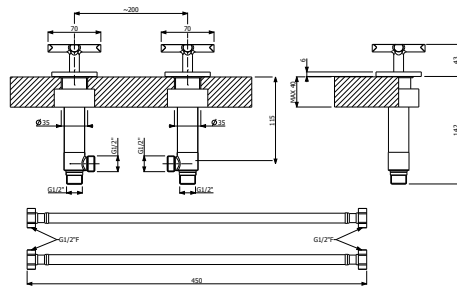
- Material: Brass
- Deck-mounted
- Connection Type 1/2"
- Volume per box 10,44 dm³
- Weight per packed box 1,800 kg

Article number	Description	Price
TVW10613015261	Chrome	213,-
TVW10613015274	Brushed Chrome	350,-
TVW10613015263	Graphite	350,-
TVW10613015264	Brushed Nickel Matt	350,-
TVW10613015265	Polished Nickel	392,-
TVW10613015260	English Gold	392,-
TVW10613015276	Brushed Gold	392,-
TVW10613015270	Dune	392,-
TVW106130152K5	Matt Black	350,-

DAWN

€ excl. VAT

Handle set for bath or basin mixer



- Material: Brass
- Deck-mounted
- Connection Type 1/2"
- Volume per box 10,44 dm³
- Weight per packed box 1,700 kg

Article number	Description	Price
TVW10613015361	Chrome	234,-
TVW10613015374	Brushed Chrome	387,-
TVW10613015363	Graphite	387,-
TVW10613015364	Brushed Nickel Matt	387,-
TVW10613015365	Polished Nickel	433,-
TVW10613015360	English Gold	433,-
TVW10613015376	Brushed Gold	433,-
TVW10613015370	Dune	433,-
TVW106130153K5	Matt Black	387,-

Basin wall spout without concealed installation unit



- Material: Brass
- Without waste
- Wall-mounted
- With AquaSmart feature
- With AirPlus feature
- Volume per box 5,04 dm³
- Weight per packed box 1,300 kg
- Max flow rate at 3 bar 9,2 l/min

Article number	Description	Price
TVW10612A15161	Chrome	157,-
TVW10612A15174	Brushed Chrome	258,-
TVW10612A15163	Graphite	258,-
TVW10612A15164	Brushed Nickel Matt	258,-
TVW10612A15165	Polished Nickel	290,-
TVW10612A15160	English Gold	290,-
TVW10612A15176	Brushed Gold	290,-
TVW10612A15170	Dune	290,-
TVW10612A151K5	Matt Black	258,-

Optional miscellaneous

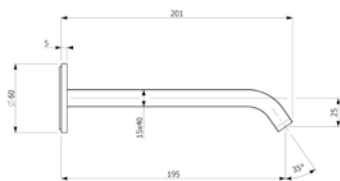
Article number	Description	Price
TVP00000301061	Push-Open waste, Chrome / see page 755	40,-
TVP000003020XX	Push-Open waste / see page 755	xx,-

DAWN

DAWN

€ excl. VAT

Basin wall spout without concealed installation unit



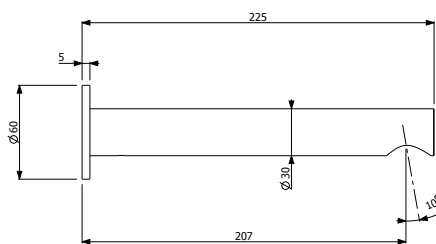
- Material: Brass
- Without waste
- Wall-mounted
- With AquaSmart feature
- With AirPlus feature
- Volume per box 5,04 dm³
- Weight per packed box 1,300 kg
- Max flow rate at 3 bar 9,2 l/min

Article number	Description	Price
TVW10612A15261	Chrome	157,-
TVW10612A15274	Brushed Chrome	258,-
TVW10612A15263	Graphite	258,-
TVW10612A15264	Brushed Nickel Matt	258,-
TVW10612A15265	Polished Nickel	290,-
TVW10612A15260	English Gold	290,-
TVW10612A15276	Brushed Gold	290,-
TVW10612A15270	Dune	290,-
TVW10612A152K5	Matt Black	258,-

Optional miscellaneous

Article number	Description	Price
TVP00000301061	Push-Open waste, Chrome / see page 755	40,-
TVP000003020XX	Push-Open waste / see page 755	xx,-

Basin wall spout without concealed installation unit



- Material: Brass
- Without waste
- Wall-mounted
- With AquaSmart feature
- With AirPlus feature
- With SmartPressure feature
- Volume per box 5,04 dm³
- Weight per packed box 1,000 kg
- Max flow rate at 3 bar 5,1 l/min

Article number	Description	Price
TVW10612A15361	Chrome	152,-
TVW10612A15374	Brushed Chrome	252,-
TVW10612A15363	Graphite	252,-
TVW10612A15364	Brushed Nickel Matt	252,-
TVW10612A15365	Polished Nickel	281,-
TVW10612A15360	English Gold	281,-
TVW10612A15376	Brushed Gold	281,-
TVW10612A15370	Dune	281,-
TVW10612A153K5	Matt Black	252,-

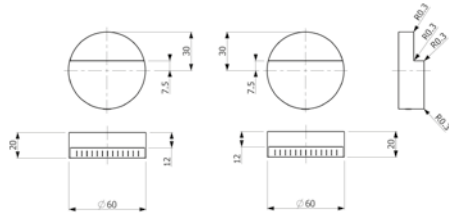
Optional miscellaneous

Article number	Description	Price
TVP00000301061	Push-Open waste, Chrome / see page 755	40,-
TVP000003020XX	Push-Open waste / see page 755	xx,-

DAWN

€ excl. VAT

Handle set for basin mixer without concealed installation unit



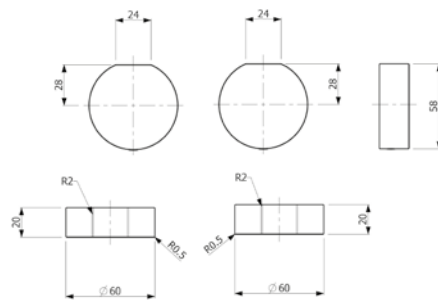
- Material: Brass
- Wall-mounted
- Volume per box 1,642 dm³
- Weight per packed box 0,700 kg

Article number	Description	Price
TVW10613A15161	Chrome	140,-
TVW10613A15174	Brushed Chrome	229,-
TVW10613A15163	Graphite	229,-
TVW10613A15164	Brushed Nickel Matt	229,-
TVW10613A15165	Polished Nickel	256,-
TVW10613A15160	English Gold	256,-
TVW10613A15176	Brushed Gold	256,-
TVW10613A15170	Dune	256,-
TVW10613A151K5	Matt Black	229,-

Required Miscellaneous

Article number	Description	Price
TVW10610B15000	Concealed installation unit for three-hole basin mixer, Brass / see page 654	103,-

Handle set for basin mixer without concealed installation unit



- Material: Brass
- Wall-mounted
- Volume per box 1,642 dm³
- Weight per packed box 0,700 kg

Article number	Description	Price
TVW10613A15261	Chrome	140,-
TVW10613A15274	Brushed Chrome	229,-
TVW10613A15263	Graphite	229,-
TVW10613A15264	Brushed Nickel Matt	229,-
TVW10613A15265	Polished Nickel	256,-
TVW10613A15260	English Gold	256,-
TVW10613A15276	Brushed Gold	256,-
TVW10613A15270	Dune	256,-
TVW10613A152K5	Matt Black	229,-

Required Miscellaneous

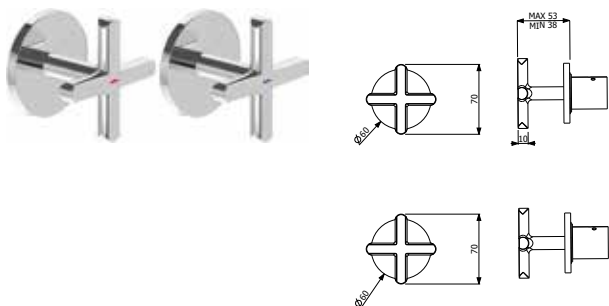
Article number	Description	Price
TVW10610B15000	Concealed installation unit for three-hole basin mixer, Brass / see page 654	103,-

DAWN

DAWN

€ excl. VAT

Handle set for basin mixer without concealed installation unit



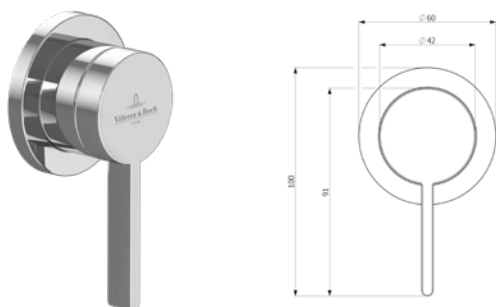
- Material: Brass
- Wall-mounted
- Volume per box 1,642 dm³
- Weight per packed box 1,000 kg

Article number	Description	Price
TVW10613215361	Chrome	153,-
TVW10613215374	Brushed Chrome	254,-
TVW10613215363	Graphite	254,-
TVW10613215364	Brushed Nickel Matt	254,-
TVW10613215365	Polished Nickel	283,-
TVW10613215360	English Gold	283,-
TVW10613215376	Brushed Gold	283,-
TVW10613215370	Dune	283,-
TVW106132153K5	Matt Black	254,-

Required Miscellaneous

Article number	Description	Price
TVW10610B15200	Concealed installation unit for three-hole basin mixer, Brass / see page 655	114,-

Handle set for basin mixer without concealed installation unit



- Material: Brass / zinc
- Wall-mounted
- Volume per box 1,643 dm³
- Weight per packed box 0,450 kg

Article number	Description	Price
TVW10619A15161	Chrome	122,-
TVW10619A15174	Brushed Chrome	200,-
TVW10619A15163	Graphite	200,-
TVW10619A15164	Brushed Nickel Matt	200,-
TVW10619A15165	Polished Nickel	225,-
TVW10619A15160	English Gold	225,-
TVW10619A15176	Brushed Gold	225,-
TVW10619A15170	Dune	225,-
TVW10619A151K5	Matt Black	200,-

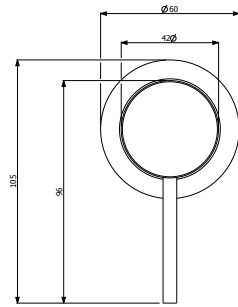
Required Miscellaneous

Article number	Description	Price
TVW10611B15161	Universal concealed installation unit for single-lever mixer, Chrome / see page 655	128,-

DAWN

€ excl. VAT

Handle set for basin mixer without concealed installation unit



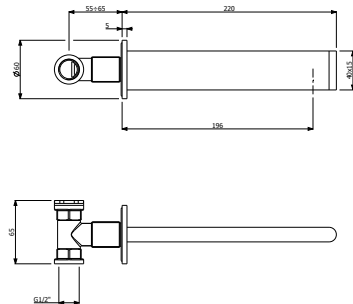
- Material: Brass / zinc
- Wall-mounted
- Volume per box 1,642 dm³
- Weight per packed box 0,400 kg

Article number	Description	Price
TVW10619A15361	Chrome	117,-
TVW10619A15374	Brushed Chrome	193,-
TVW10619A15363	Graphite	193,-
TVW10619A15364	Brushed Nickel Matt	193,-
TVW10619A15365	Polished Nickel	216,-
TVW10619A15360	English Gold	216,-
TVW10619A15376	Brushed Gold	216,-
TVW10619A15370	Dune	216,-
TVW10619A153K5	Matt Black	193,-

Required Miscellaneous

Article number	Description	Price
TVW10611B15161	Universal concealed installation unit for single-lever mixer, Chrome / see page 655	128,-

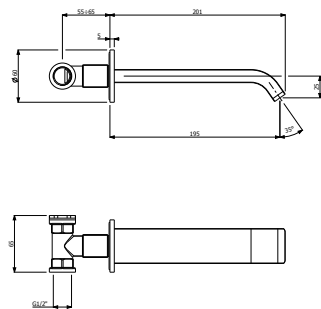
Bath spout



- Material: Brass
- Wall-mounted
- With AirPlus feature
- Volume per box 5,04 dm³
- Weight per packed box 1,500 kg
- Bath spout: max flow rate at 3 bar 24,1 l/min

Article number	Description	Price
TVT10650515161	Chrome	211,-
TVT10650515174	Brushed Chrome	347,-
TVT10650515164	Brushed Nickel Matt	347,-
TVT10650515165	Polished Nickel	389,-
TVT10650515160	English Gold	389,-
TVT10650515176	Brushed Gold	389,-
TVT106505151K5	Matt Black	347,-

Bath spout



- Material: Brass
- Wall-mounted
- With AirPlus feature
- Volume per box 5,04 dm³
- Weight per packed box 1,500 kg
- Bath spout: max flow rate at 3 bar 19,9 l/min

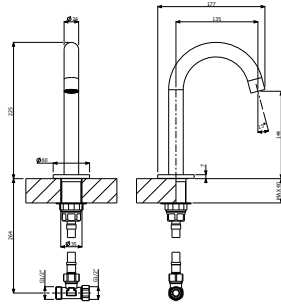
Article number	Description	Price
TVT10650515261	Chrome	211,-
TVT10650515274	Brushed Chrome	347,-
TVT10650515264	Brushed Nickel Matt	347,-
TVT10650515265	Polished Nickel	389,-
TVT10650515260	English Gold	389,-
TVT10650515276	Brushed Gold	389,-
TVT106505152K5	Matt Black	347,-

DAWN

DAWN

€ excl. VAT

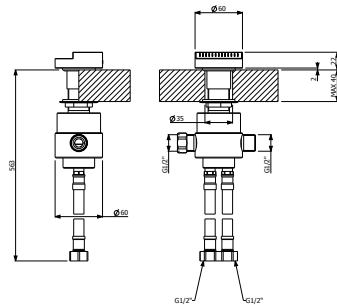

Bath rim spout



- Material: Brass
- Deck-mounted
- Including: Concealed installation units
- With AirPlus feature
- Volume per box 10,44 dm³
- Weight per packed box 1,000 kg
- Bath spout: max flow rate at 3 bar 19,1 l/min

Article number	Description	Price
TVT10651015361	Chrome	478,-
TVT10651015374	Brushed Chrome	789,-
TVT10651015364	Brushed Nickel Matt	789,-
TVT10651015365	Polished Nickel	885,-
TVT10651015360	English Gold	885,-
TVT10651015376	Brushed Gold	885,-
TVT106510153K5	Matt Black	789,-

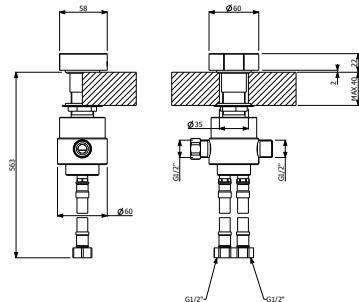
Bath rim diverter



- Material: Brass
- Deck-mounted
- Including: Concealed installation units
- Volume per box 10,44 dm³
- Weight per packed box 0,700 kg
- With diverter

Article number	Description	Price
TVT10651315161	Chrome	169,-
TVT10651315174	Brushed Chrome	278,-
TVT10651315164	Brushed Nickel Matt	278,-
TVT10651315165	Polished Nickel	312,-
TVT10651315160	English Gold	312,-
TVT10651315176	Brushed Gold	312,-
TVT106513151K5	Matt Black	278,-

Bath rim diverter



- Material: Brass
- Deck-mounted
- Including: Concealed installation units
- Volume per box 10,44 dm³
- Weight per packed box 0,700 kg
- With diverter

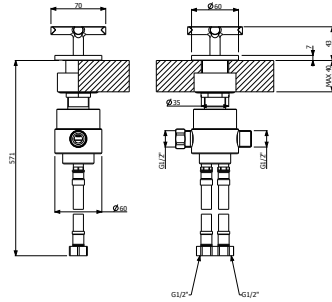
Article number	Description	Price
TVT10651315261	Chrome	169,-
TVT10651315274	Brushed Chrome	278,-
TVT10651315264	Brushed Nickel Matt	278,-
TVT10651315265	Polished Nickel	312,-
TVT10651315260	English Gold	312,-
TVT10651315276	Brushed Gold	312,-
TVT106513152K5	Matt Black	278,-

DAWN

DAWN

€ excl. VAT

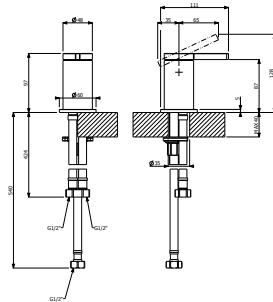
Bath rim diverter



- Material: Brass
- Deck-mounted
- Including: Concealed installation units
- Volume per box 10,44 dm³
- Weight per packed box 0,700 kg
- With diverter

Article number	Description	Price
TVT10651315361	Chrome	186,-
TVT10651315374	Brushed Chrome	306,-
TVT10651315364	Brushed Nickel Matt	306,-
TVT10651315365	Polished Nickel	344,-
TVT10651315360	English Gold	344,-
TVT10651315376	Brushed Gold	344,-
TVT106513153K5	Matt Black	306,-

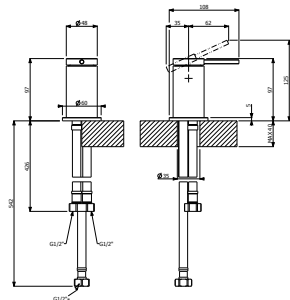
Single-lever bath rim mixer without spout



- Material: Brass
- Deck-mounted
- Including: Concealed installation units
- Volume per box 5,04 dm³
- Weight per packed box 0,900 kg
- Max flow rate at 3 bar 28,9 l/min

Article number	Description	Price
TVT10651415061	Chrome	237,-
TVT10651415074	Brushed Chrome	391,-
TVT10651415064	Brushed Nickel Matt	391,-
TVT10651415065	Polished Nickel	438,-
TVT10651415060	English Gold	438,-
TVT10651415076	Brushed Gold	438,-
TVT106514150K5	Matt Black	391,-

Single-lever bath rim mixer without spout



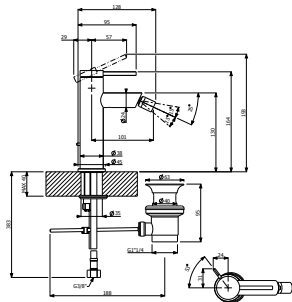
- Material: Brass
- Deck-mounted
- Including: Concealed installation units
- Volume per box 5,04 dm³
- Weight per packed box 0,900 kg
- Max flow rate at 3 bar 20,9 l/min

Article number	Description	Price
TVT10651415361	Chrome	230,-
TVT10651415374	Brushed Chrome	380,-
TVT10651415364	Brushed Nickel Matt	380,-
TVT10651415365	Polished Nickel	426,-
TVT10651415360	English Gold	426,-
TVT10651415376	Brushed Gold	426,-
TVT106514153K5	Matt Black	380,-

DAWN

€ excl. VAT

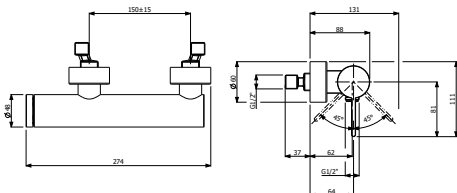
Single-lever bidet mixer



- Material: Brass
- With pop-up waste
- Deck-mounted
- Connection Type 3/8"
- With AirPlus feature
- Volume per box 5,04 dm³
- Weight per packed box 2,000 kg
- Max flow rate at 3 bar 7,9 l/min

Article number	Description	Price
TVB10620115361	Chrome	340,-
TVB10620115374	Brushed Chrome	560,-
TVB10620115363	Graphite	560,-
TVB10620115364	Brushed Nickel Matt	560,-
TVB10620115365	Polished Nickel	628,-
TVB10620115360	English Gold	628,-
TVB10620115376	Brushed Gold	628,-
TVB10620115370	Dune	628,-
TVB106201153K5	Matt Black	560,-

Single-lever shower mixer



- Material: Brass
- Wall-mounted
- Including: S-Connection
- Connection Type 1/2"
- Hand shower hose connection 1/2"
- Volume per box 10,44 dm³
- Weight per packed box 2,800 kg
- Max flow rate at 3 bar 21,4 l/min
- With backflow preventer

Article number	Description	Price
TVS10630115061	Chrome	364,-
TVS10630115074	Brushed Chrome	601,-
TVS10630115064	Brushed Nickel Matt	601,-
TVS10630115065	Polished Nickel	674,-
TVS10630115060	English Gold	674,-
TVS10630115076	Brushed Gold	674,-
TVS106301150K5	Matt Black	601,-

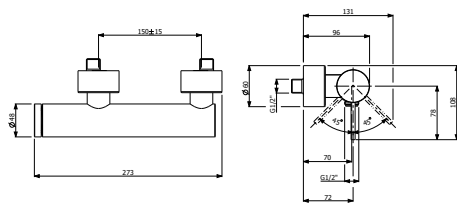
Optional miscellaneous

Article number	Description	Price
TVS1086000161	Shower set, Chrome / see page 681	103,-
TVS1086000261	Shower set with three spray types, Chrome / see page 681	130,-
TVS1086000361	Shower set with three spray types, Chrome / see page 686	136,-
TVS1089000161	Shower set with three spray types, Chrome / see page 686	141,-

DAWN

€ excl. VAT

Single-lever shower mixer



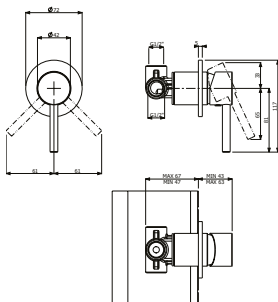
- Material: Brass
- Wall-mounted
- Including: S-Connection
- Connection Type 1/2"
- Hand shower hose connection 1/2"
- Volume per box 10,44 dm³
- Weight per packed box 2,700 kg
- Max flow rate at 3 bar 21,9 l/min
- With backflow preventer

Article number	Description	Price
TVS10630115361	Chrome	354,-
TVS10630115374	Brushed Chrome	584,-
TVS10630115364	Brushed Nickel Matt	584,-
TVS10630115365	Polished Nickel	653,-
TVS10630115360	English Gold	653,-
TVS10630115376	Brushed Gold	653,-
TVS106301153K5	Matt Black	584,-

Optional miscellaneous

Article number	Description	Price
TVS1086000161	Shower set, Chrome / see page 681	103,-
TVS1086000261	Shower set with three spray types, Chrome / see page 681	130,-
TVS1086000361	Shower set with three spray types, Chrome / see page 686	136,-
TVS1089000161	Shower set with three spray types, Chrome / see page 686	141,-

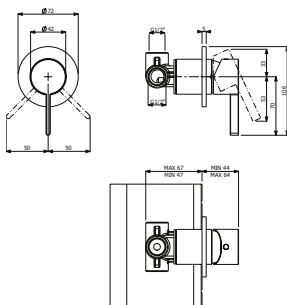
Concealed single-lever bath & shower mixer



- Material: Brass / zinc
- Wall-mounted
- Including: Concealed installation units
- Connection Type 1/2"
- Volume per box 5,04 dm³
- Weight per packed box 1,000 kg

Article number	Description	Price
TVS10600100061	Chrome	203,-
TVS10600100074	Brushed Chrome	347,-
TVS10600100064	Brushed Nickel Matt	347,-
TVS10600100065	Polished Nickel	388,-
TVS10600100060	English Gold	388,-
TVS10600100076	Brushed Gold	388,-
TVS106001000K5	Matt Black	347,-

Concealed single-lever bath & shower mixer



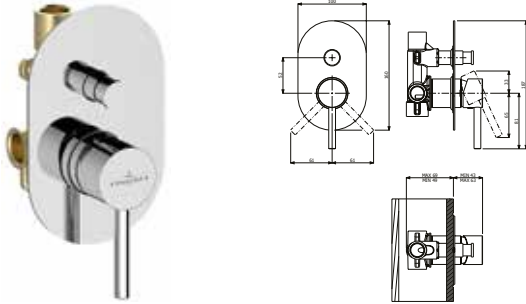
- Material: Brass / zinc
- Wall-mounted
- Including: Concealed installation units
- Connection Type 1/2"
- No minimum order quantity:
Matt Black, Brushed Gold, Brushed Nickel Matt
- Volume per box 5,04 dm³
- Weight per packed box 1,000 kg

Article number	Description	Price
TVS10600200061	Chrome	210,-
TVS10600200074	Brushed Chrome	357,-
TVS10600200064	Brushed Nickel Matt	357,-
TVS10600200065	Polished Nickel	399,-
TVS10600200060	English Gold	399,-
TVS10600200076	Brushed Gold	399,-
TVS106002000K5	Matt Black	357,-

DAWN

€ excl. VAT

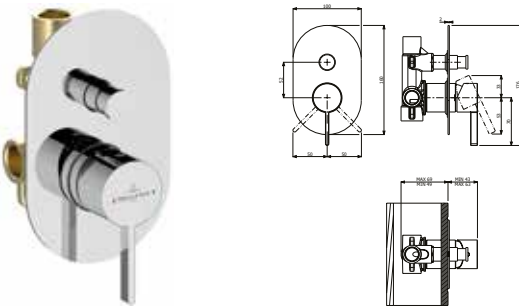
Concealed single-lever bath & shower mixer



- Material: Brass / zinc
- Wall-mounted
- Including: Concealed installation units
- Connection Type 1/2"
- Volume per box 5,04 dm³
- Weight per packed box 1,300 kg
- With automatic diverter

Article number	Description	Price
TVS10600300061	Chrome	332,-
TVS10600300074	Brushed Chrome	566,-
TVS10600300064	Brushed Nickel Matt	566,-
TVS10600300065	Polished Nickel	635,-
TVS10600300060	English Gold	635,-
TVS10600300076	Brushed Gold	635,-
TVS106003000K5	Matt Black	566,-

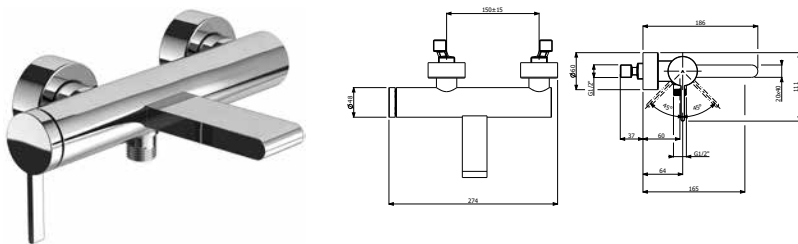
Concealed single-lever bath & shower mixer



- Material: Brass / zinc
- Wall-mounted
- Including: Concealed installation units
- Connection Type 1/2"
- No minimum order quantity:
Matt Black, Brushed Gold, Brushed Nickel Matt
- Volume per box 5,04 dm³
- Weight per packed box 1,300 kg
- With automatic diverter

Article number	Description	Price
TVS10600400061	Chrome	338,-
TVS10600400074	Brushed Chrome	577,-
TVS10600400064	Brushed Nickel Matt	577,-
TVS10600400065	Polished Nickel	646,-
TVS10600400060	English Gold	646,-
TVS10600400076	Brushed Gold	646,-
TVS106004000K5	Matt Black	577,-

Single-lever bath & shower mixer



- Material: Brass
- Wall-mounted
- Including: S-Connection
- Connection Type 1/2"
- Hand shower hose connection 1/2"
- With AirPlus feature
- Volume per box 10,44 dm³
- Weight per packed box 3,100 kg
- Bath spout: max flow rate at 3 bar 17,9 l/min
- With backflow preventer
- With automatic, concealed diverter

Article number	Description	Price
TVT10650115161	Chrome	458,-
TVT10650115174	Brushed Chrome	756,-
TVT10650115164	Brushed Nickel Matt	756,-
TVT10650115165	Polished Nickel	847,-
TVT10650115160	English Gold	847,-
TVT10650115176	Brushed Gold	847,-
TVT106501151K5	Matt Black	756,-

Optional miscellaneous

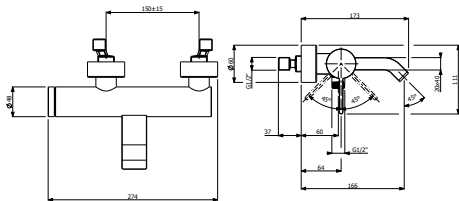
Article number	Description	Price
TVS1086000161	Shower set, Chrome / see page 681	103,-
TVS1086000261	Shower set with three spray types, Chrome / see page 681	130,-
TVS1086000361	Shower set with three spray types, Chrome / see page 686	136,-
TVS1089000161	Shower set with three spray types, Chrome / see page 686	141,-

DAWN

DAWN

€ excl. VAT

Single-lever bath & shower mixer



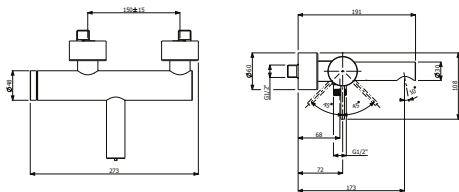
- Material: Brass
- Wall-mounted
- Including: S-Connection
- Connection Type 1/2"
- Hand shower hose connection 1/2"
- With AirPlus feature
- Volume per box 10,44 dm³
- Weight per packed box 3,100 kg
- Bath spout: max flow rate at 3 bar 16,6 l/min
- With backflow preventer
- With automatic, concealed diverter

Article number	Description	Price
TVT10650115261	Chrome	458,-
TVT10650115274	Brushed Chrome	756,-
TVT10650115264	Brushed Nickel Matt	756,-
TVT10650115265	Polished Nickel	847,-
TVT10650115260	English Gold	847,-
TVT10650115276	Brushed Gold	847,-
TVT106501152K5	Matt Black	756,-

Optional miscellaneous

Article number	Description	Price
TVS1086000161	Shower set, Chrome / see page 681	103,-
TVS1086000261	Shower set with three spray types, Chrome / see page 681	130,-
TVS1086000361	Shower set with three spray types, Chrome / see page 686	136,-
TVS1089000161	Shower set with three spray types, Chrome / see page 686	141,-

Single-lever bath & shower mixer



- Material: Brass
- Wall-mounted
- Including: S-Connection
- Connection Type 1/2"
- Hand shower hose connection 1/2"
- With AirPlus feature
- Volume per box 10,44 dm³
- Weight per packed box 3,000 kg
- Bath spout: max flow rate at 3 bar 18,4 l/min
- With backflow preventer
- With automatic, concealed diverter

Article number	Description	Price
TVT10650115361	Chrome	445,-
TVT10650115374	Brushed Chrome	734,-
TVT10650115364	Brushed Nickel Matt	734,-
TVT10650115365	Polished Nickel	824,-
TVT10650115360	English Gold	824,-
TVT10650115376	Brushed Gold	824,-
TVT106501153K5	Matt Black	734,-

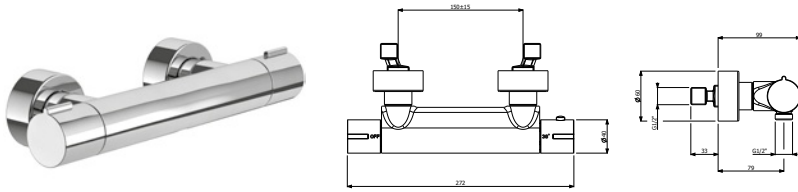
Optional miscellaneous

Article number	Description	Price
TVS1086000161	Shower set, Chrome / see page 681	103,-
TVS1086000261	Shower set with three spray types, Chrome / see page 681	130,-
TVS1086000361	Shower set with three spray types, Chrome / see page 686	136,-
TVS1089000161	Shower set with three spray types, Chrome / see page 686	141,-

DAWN

€ excl. VAT

Shower thermostat



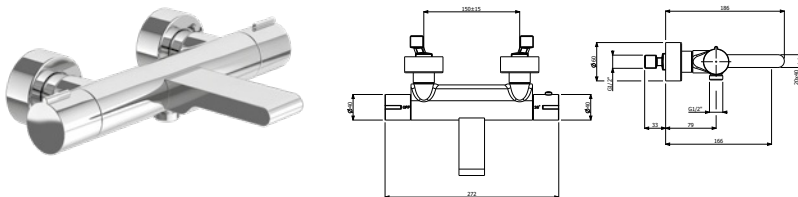
- Material: Brass
- Wall-mounted
- Including: S-Connection
- Hand shower hose connection 1/2"
- With SmartPressure feature
- Two function volume control
- Volume per box 10,44 dm³
- Weight per packed box 2,500 kg
- Max flow rate at 3 bar 20,7 l/min
- Adjustable temperature limitation
- With backflow preventer
- With diverter

Article number	Description	Price
TVS10630215061	Chrome	517,-
TVS10630215074	Brushed Chrome	852,-
TVS10630215064	Brushed Nickel Matt	852,-
TVS10630215065	Polished Nickel	956,-
TVS10630215060	English Gold	956,-
TVS10630215076	Brushed Gold	956,-
TVS106302150K5	Matt Black	852,-

Optional miscellaneous

Article number	Description	Price
TVS1086000161	Shower set, Chrome / see page 681	103,-
TVS1086000261	Shower set with three spray types, Chrome / see page 681	130,-
TVS1086000361	Shower set with three spray types, Chrome / see page 686	136,-
TVS1089000161	Shower set with three spray types, Chrome / see page 686	141,-

Bath thermostat



- Material: Brass
- Wall-mounted
- Including: S-Connection
- Hand shower hose connection 1/2"
- With SmartPressure feature
- With AirPlus feature
- Two function volume control
- Volume per box 10,44 dm³
- Weight per packed box 2,100 kg
- Bath spout: max flow rate at 3 bar 19,1 l/min
- Adjustable temperature limitation
- With backflow preventer
- With diverter

Article number	Description	Price
TVT10630515161	Chrome	646,-
TVT10630515174	Brushed Chrome	1.065,-
TVT10630515164	Brushed Nickel Matt	1.065,-
TVT10630515165	Polished Nickel	1.195,-
TVT10630515160	English Gold	1.195,-
TVT10630515176	Brushed Gold	1.195,-
TVT106305151K5	Matt Black	1.065,-

Optional miscellaneous

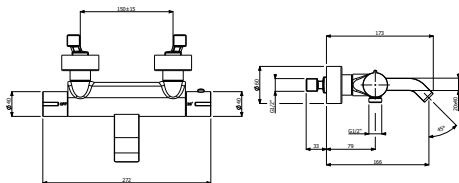
Article number	Description	Price
TVS1086000161	Shower set, Chrome / see page 681	103,-
TVS1086000261	Shower set with three spray types, Chrome / see page 681	130,-
TVS1086000361	Shower set with three spray types, Chrome / see page 686	136,-
TVS1089000161	Shower set with three spray types, Chrome / see page 686	141,-

DAWN

DAWN

€ excl. VAT

Bath thermostat



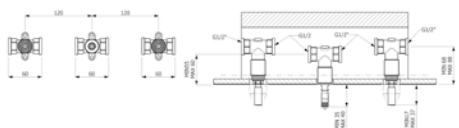
- Material: Brass
- Wall-mounted
- Including: S-Connection
- Hand shower hose connection 1/2"
- With SmartPressure feature
- With AirPlus feature
- Two function volume control
- Volume per box 10,44 dm³
- Weight per packed box 2,100 kg
- Bath spout: max flow rate at 3 bar 19,1 l/min
- Adjustable temperature limitation
- With backflow preventer
- With diverter

Article number	Description	Price
TVT10630515261	Chrome	646,-
TVT10630515274	Brushed Chrome	1.065,-
TVT10630515264	Brushed Nickel Matt	1.065,-
TVT10630515265	Polished Nickel	1.195,-
TVT10630515260	English Gold	1.195,-
TVT10630515276	Brushed Gold	1.195,-
TVT106305152K5	Matt Black	1.065,-

Optional miscellaneous

Article number	Description	Price
TVS1086000161	Shower set, Chrome / see page 681	103,-
TVS1086000261	Shower set with three spray types, Chrome / see page 681	130,-
TVS1086000361	Shower set with three spray types, Chrome / see page 686	136,-
TVS1089000161	Shower set with three spray types, Chrome / see page 686	141,-

Concealed installation unit for three-hole basin mixer



- Wall-mounted
- Connection Type 1/2"
- Volume per box 1,642 dm³
- Weight per packed box 1,200 kg
- Max flow rate at 3 bar 5,0 l/min

Article number	Description	Price
TVW10610B15000	Brass	103,-

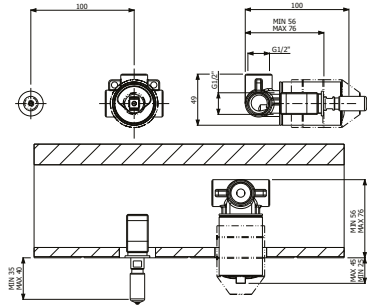
Required Miscellaneous

Article number	Description	Price
TVW10612A15161	Basin wall spout without concealed installation unit, Chrome / see page 639	157,-
TVW10612A15261	Basin wall spout without concealed installation unit, Chrome / see page 640	157,-
TVW10613A15161	Handle set for basin mixer without concealed installation unit, Chrome / see page 641	140,-
TVW10613A15261	Handle set for basin mixer without concealed installation unit, Chrome / see page 641	140,-
TVW10612A15361	Basin wall spout without concealed installation unit, Chrome / see page 640	152,-

DAWN

€ excl. VAT

Universal concealed installation unit for single-lever mixer



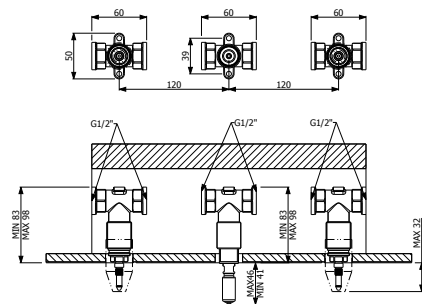
- Material: Brass
- Wall-mounted
- Connection Type 1/2"
- Volume per box 1,642 dm³
- Weight per packed box 1,300 kg
- Max flow rate at 3 bar 4,7 l/min

Article number	Description	Price
TVW10611B15161	Chrome	128,-
TVW10611B15074	Brushed Chrome	211,-
TVW10611B15063	Graphite	211,-
TVW10611B15064	Brushed Nickel Matt	211,-
TVW10611B15065	Polished Nickel	235,-
TVW10611B15060	English Gold	235,-
TVW10611B15076	Brushed Gold	235,-
TVW10611B15070	Dune	235,-
TVW10611B150K5	Matt Black	211,-

Required Miscellaneous

Article number	Description	Price
TVW10619A15161	Handle set for basin mixer without concealed installation unit, Chrome / see page 642	122,-
TVW10619A15361	Handle set for basin mixer without concealed installation unit, Chrome / see page 643	117,-
TVW10612A15161	Basin wall spout without concealed installation unit, Chrome / see page 639	157,-
TVW10612A15261	Basin wall spout without concealed installation unit, Chrome / see page 640	157,-
TVW10612A15361	Basin wall spout without concealed installation unit, Chrome / see page 640	152,-

Concealed installation unit for three-hole basin mixer



- Wall-mounted
- Connection Type 1/2"
- Volume per box 1,642 dm³
- Weight per packed box 2,000 kg

Article number	Description	Price
TVW10610B15200	Brass	114,-

Required Miscellaneous

Article number	Description	Price
TVW10612A15161	Basin wall spout without concealed installation unit, Chrome / see page 639	157,-
TVW10612A15261	Basin wall spout without concealed installation unit, Chrome / see page 640	157,-
TVW10612A15361	Basin wall spout without concealed installation unit, Chrome / see page 640	152,-
TVW10613215361	Handle set for basin mixer without concealed installation unit, Chrome / see page 642	153,-

DAWN

DOMICIL

€ excl. VAT

Taps

Enduring elegance

Domicil – classical forms interpreted in a modern way. Striking details such as the dome-shaped body and the elegant handles in different finishes offer all the freedom for an individual bathroom design.

Design and special features

- Individual design options, thanks to 4 different finishes
- Authentic design with neo-classical elements



Finishes

Chrome



Champagne



Chrome / Matt Black



Champagne / Matt Black

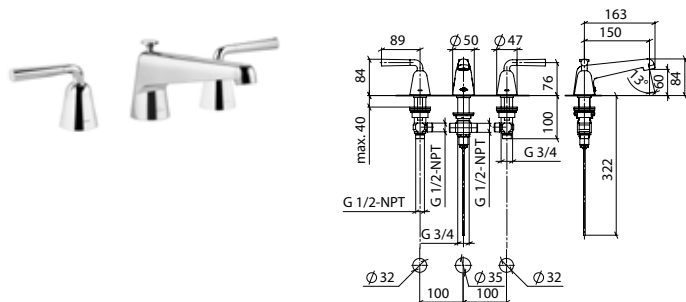


- Please note: Not every article is available in every finish. You can find all finish possibilities in the product view.

DOMICIL

€ excl. VAT

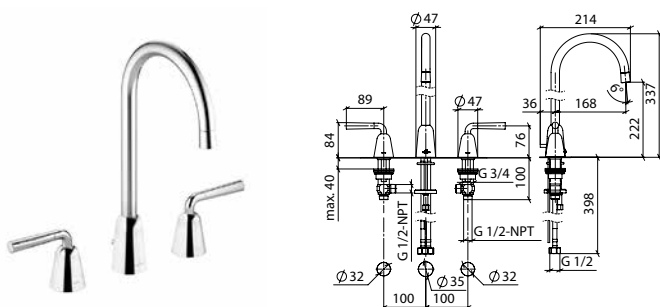
Three-hole basin mixer



- With pop-up waste
- Deck-mounted
- Connection Type 1/2"
- Weight per packed box 3,627 kg
- Max flow rate at 3 bar 5,0 l/min

Article number	Description	Price
TFD20700900-00	Chrome	947,-
TFD20700900-47	Champagne, Available until September 2020	1.886,-
TFD20700900-50	Chrome / Matt Black	1.040,-
TFD20700900-98	Champagne / Matt Black	2.076,-

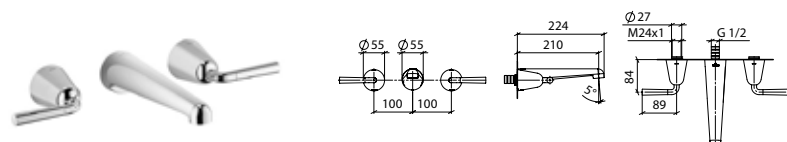
Tall three-hole basin mixer



- With pop-up waste
- Deck-mounted
- Connection Type 1/2"
- Weight per packed box 3,364 kg
- Max flow rate at 3 bar 6,2 l/min

Article number	Description	Price
TFD20710900-00	Chrome	947,-
TFD20710900-47	Champagne, Available until September 2020	1.886,-
TFD20710900-50	Chrome / Matt Black	1.040,-
TFD20710900-98	Champagne / Matt Black	2.076,-

Three-hole basin mixer



- Without waste
- Wall-mounted
- Including: Mounting parts
- Connection Type 1/2"
- Weight per packed box 2,478 kg
- Max flow rate at 3 bar 6,8 l/min

Article number	Description	Price
TFD36712900-00	Chrome	724,-
TFD36712900-47	Champagne, Available until September 2020	1.446,-
TFD36712900-50	Chrome / Matt Black	797,-
TFD36712900-98	Champagne / Matt Black	1.591,-

Required Miscellaneous

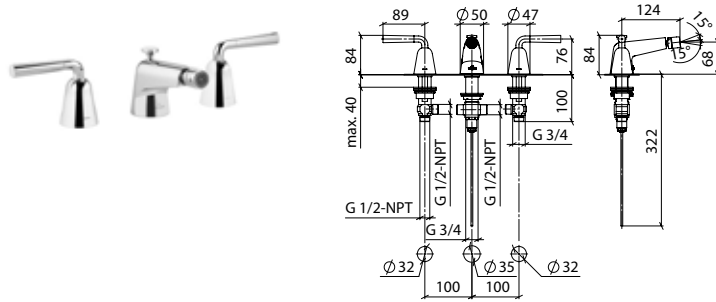
Article number	Description	Price
TVP00000301061	Push-Open waste, Chrome / see page 755	40,-
TFD3570797590	Concealed installation unit for three-hole basin mixer / see page 757	280,-
TFD3571297090	Concealed installation unit for wall-mount mixer / see page 757	280,-

DOMICIL

DOMICIL

€ excl. VAT

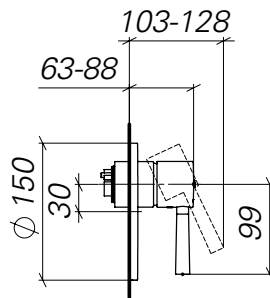
Three-hole bidet mixer



- Available until September 2020
- With pop-up waste
- Deck-mounted
- Max flow rate at 3 bar 7,0 l/min

Article number	Description	Price
TFD24610900-00	Chrome	1.134,-
TFD24610900-47	Champagne	2.265,-
TFD24610900-50	Chrome / Matt Black	1.232,-
TFD24610900-98	Champagne / Matt Black	2.460,-

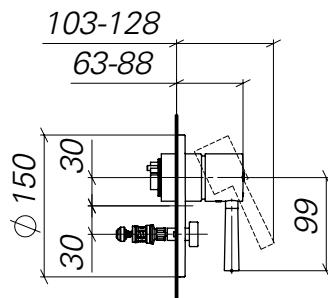
Concealed single-lever bath & shower mixer



- Available until September 2020
- Wall-mounted

Article number	Description	Price
TFD36020900-00	Chrome	260,-
TFD36020900-47	Champagne	518,-
TFD36020900-50	Chrome / Matt Black	285,-
TFD36020900-98	Champagne / Matt Black	568,-

Concealed single-lever bath & shower mixer



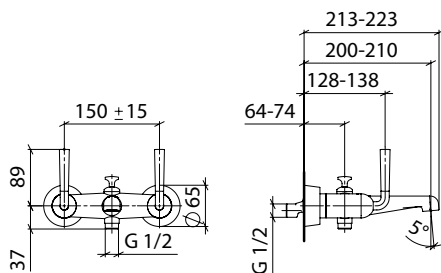
- Available until September 2020
- Wall-mounted
- With diverter

Article number	Description	Price
TFD36120900-00	Chrome	349,-
TFD36120900-47	Champagne	695,-
TFD36120900-50	Chrome / Matt Black	384,-
TFD36120900-98	Champagne / Matt Black	765,-

DOMICIL

€ excl. VAT

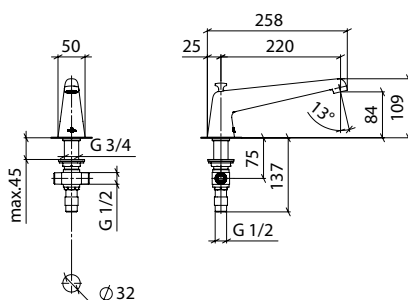
Bath & shower mixer



- Available until September 2020
- Wall-mounted
- Including: S-Connection
- Connection Type 1/2"
- Hand shower hose connection 1/2"
- Bath spout: max flow rate at 3 bar 19,2 l/min
- With backflow preventer
- With automatic diverter

Article number	Description	Price
TFD25100900-00	Chrome	907,-
TFD25100900-47	Champagne	1.809,-
TFD25100900-50	Chrome / Matt Black	997,-
TFD25100900-98	Champagne / Matt Black	1.990,-

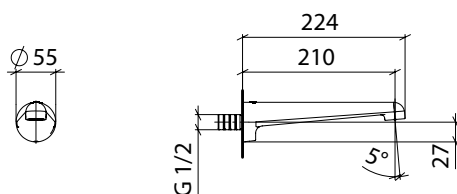
Bath rim spout with diverter



- Available until September 2020
- Deck-mounted
- Connection Type 1/2"
- Weight per packed box 1,914 kg
- Bath spout: max flow rate at 3 bar 24,6 l/min
- With automatic diverter

Article number	Description	Price
TFD13512900-00	Chrome	845,-
TFD13512900-47	Champagne	1.690,-

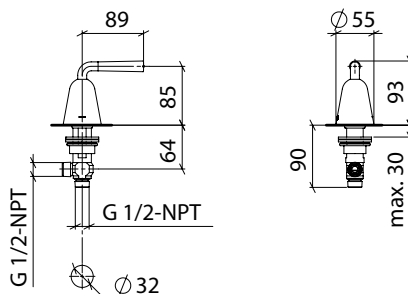
Bath spout



- Available until September 2020
- Wall-mounted
- Max flow rate at 3 bar 24,0 l/min

Article number	Description	Price
TFD13801900-00	Chrome	514,-
TFD13801900-47	Champagne	1.024,-

Handle set for bath rim mixer rotating clockwise



- Deck-mounted
- Connection Type 1/2"
- Weight per packed box 1,105 kg

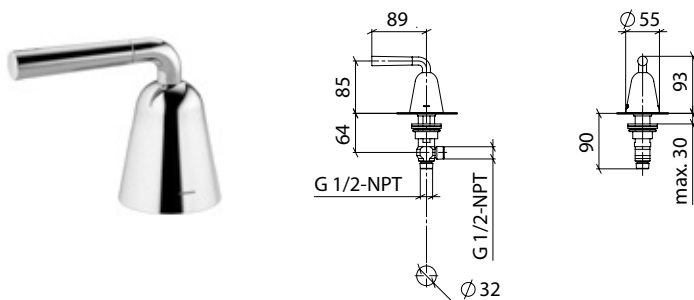
Article number	Description	Price
TFD20000900-00	Chrome	204,-
TFD20000900-47	Champagne, Available until September 2020	405,-
TFD20000900-50	Chrome / Matt Black	224,-
TFD20000900-98	Champagne / Matt Black	446,-

DOMICIL

DOMICIL

€ excl. VAT

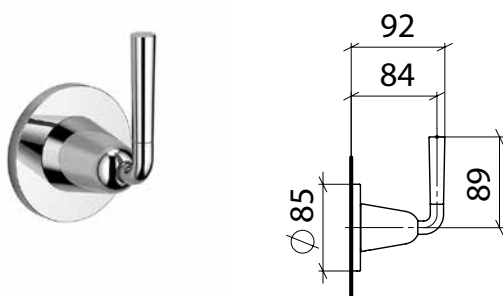
Handle set for bath rim mixer rotating counter clockwise



- Deck-mounted
- Connection Type 1/2"
- Weight per packed box 1,105 kg

Article number	Description	Price
TFD20000901-00	Chrome	204,-
TFD20000901-47	Champagne, Available until September 2020	405,-
TFD20000901-50	Chrome / Matt Black	224,-
TFD20000901-98	Champagne / Matt Black	446,-

Concealed two- and three-way diverter



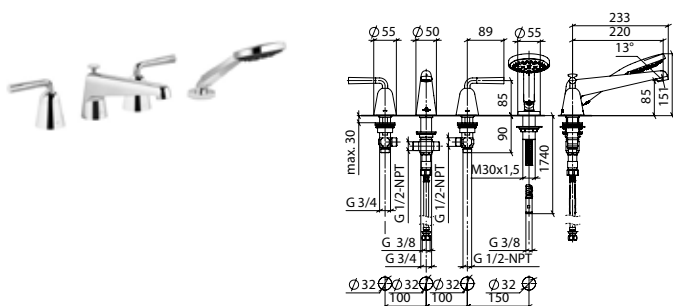
- Available until September 2020
- Wall-mounted
- Weight per packed box 0,870 kg
- With diverter

Article number	Description	Price
TFD36104900-00	Chrome	386,-
TFD36104900-47	Champagne	771,-
TFD36104900-50	Chrome / Matt Black	425,-
TFD36104900-98	Champagne / Matt Black	847,-

Required Miscellaneous

Article number	Description	Price
TFD3510497590	Concealed installation unit for three-way diverter / see page 757	424,-
TFD3512497590	Concealed installation unit for diverter / see page 757	350,-

Four-hole bath rim mixer with hand shower



- Deck-mounted
- Weight per packed box 5,134 kg
- Number of Spray Modes: 1
- Bath spout: max flow rate at 3 bar 24,6 l/min
- With backflow preventer
- With automatic diverter

Article number	Description	Price
TFD27512900-00	Chrome	1.724,-
TFD27512900-47	Champagne, Available until September 2020	3.443,-
TFD27512900-50	Chrome / Matt Black	1.896,-
TFD27512900-98	Champagne / Matt Black	3.788,-

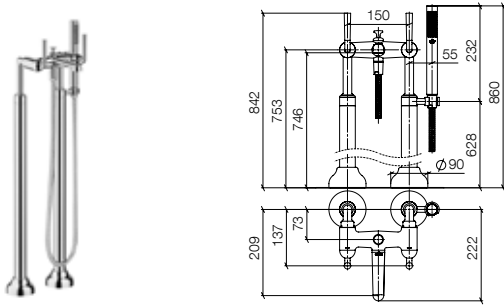
Optional miscellaneous

Article number	Description	Price
TFD1261497090	Perfecto mounting kit, Chrome / see page 758	1.375,-
TFD12801970-00	Decorative caps for Perfecto installation method, Chrome / see page 759	58,-
TFD12801970-47	Decorative caps for Perfecto installation method, Champagne / see page 759	102,-

DOMICIL

€ excl. VAT

Two-hole, two-lever bath mixer with hand shower



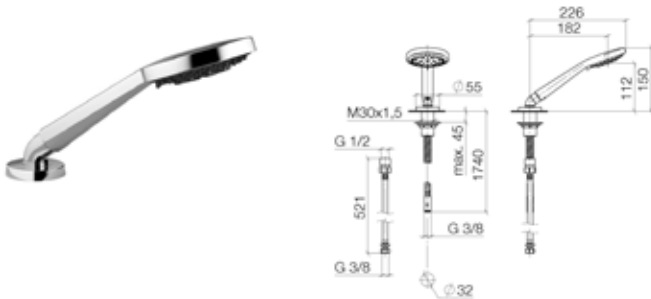
- Floor-mounted
- Hand shower hose connection 1/2"
- Weight per packed box 6,881 kg
- Number of Spray Modes: 1
- With backflow preventer
- With automatic diverter

Article number	Description	Price
TFD25943900-00	Chrome	4.416,-
TFD25943900-50	Chrome / Matt Black	6.623,-
TFD25943900-47	Champagne, Available until September 2020	8.830,-
TFD25943900-98	Champagne / Matt Black	9.711,-

Required Miscellaneous

Article number	Description	Price
TFD3594497590	Concealed floor fixture for free standing mixer / see page 758	443,-

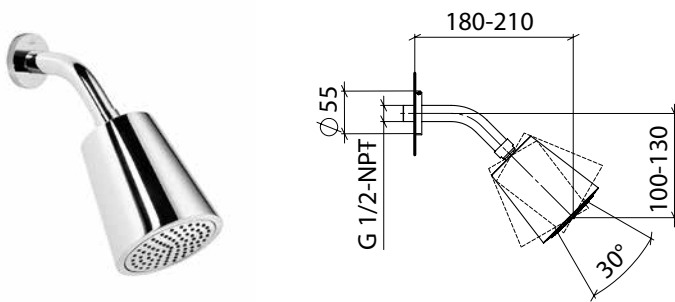
Hand shower set



- Available until September 2020
- Deck-mounted
- Including: Hand shower, Shower hose, Hand shower holder
- Connection Type 1/2"
- Weight per packed box 1,387 kg
- Number of Spray Modes: 3
- Hand shower: max flow rate at 3 bar 7,4 l/min
- Shower Ø 110 mm

Article number	Description	Price
TFD27703900-00	Chrome	487,-
TFD27703900-47	Champagne	972,-

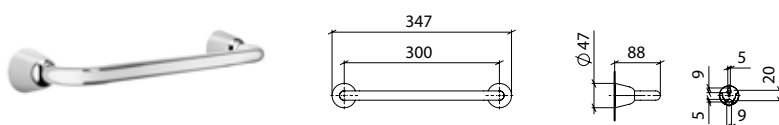
Rain shower



- Available until September 2020
- Wall-mounted
- Number of Spray Modes: 1
- Max flow rate at 3 bar 7,0 l/min

Article number	Description	Price
TFD28504900-00	Chrome	476,-
TFD28504900-47	Champagne	951,-

Handrail



- Wall-mounted
- Weight per packed box 1,180 kg

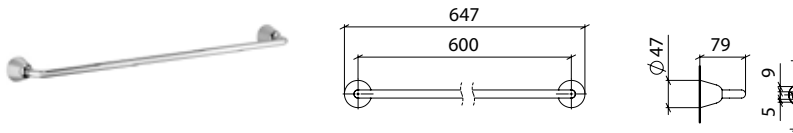
Article number	Description	Price
TFD83030900-00	Chrome	228,-
TFD83030900-47	Champagne, Available until September 2020	455,-

DOMICIL

DOMICIL

€ excl. VAT

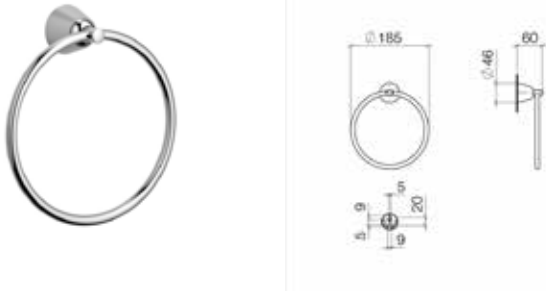
Towel rail



- Wall-mounted
- Including: Mounting parts
- Weight per packed box 1,114 kg

Article number	Description	Price
TFD83060900-00	Chrome	263,-
TFD83060900-47	Champagne, Available until September 2020	524,-

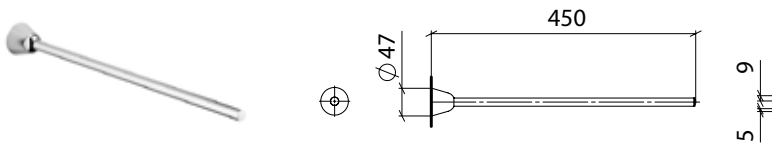
Towel ring



- Available until September 2020
- Wall-mounted
- Including: Mounting parts

Article number	Description	Price
TFD83200900-00	Chrome	208,-
TFD83200900-47	Champagne	413,-

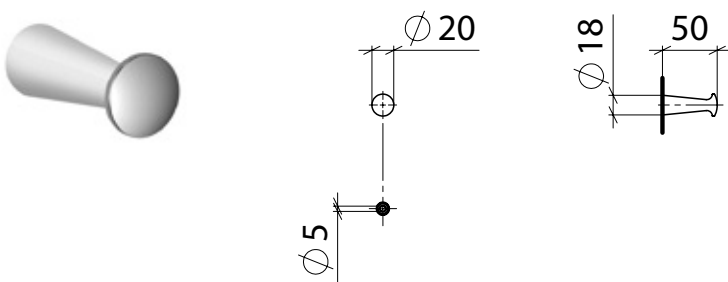
Towel rail



- Wall-mounted
- Including: Mounting parts
- Weight per packed box 0,763 kg

Article number	Description	Price
TFD83211900-00	Chrome	215,-
TFD83211900-47	Champagne, Available until September 2020	427,-

Towel hook



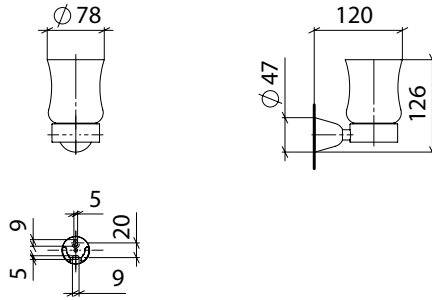
- Wall-mounted
- Including: Mounting parts
- Weight per packed box 0,119 kg

Article number	Description	Price
TFD83251900-00	Chrome	90,-
TFD83251900-47	Champagne, Available until September 2020	175,-

DOMICIL

€ excl. VAT

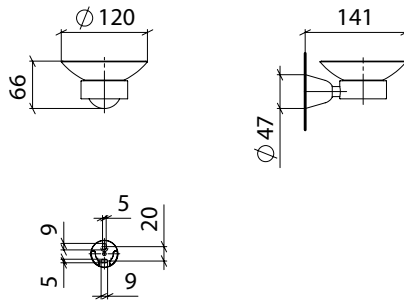
Tumbler holder



- Available until September 2020
- Wall-mounted
- Including: Mounting parts
- Crystal glass, transparent

Article number	Description	Price
TFD83400900-00	Chrome	222,-
TFD83400900-47	Champagne	442,-

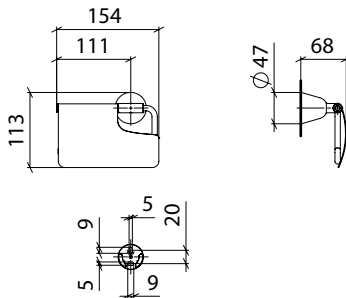
Soap dish



- Available until September 2020
- Wall-mounted
- Crystal glass, transparent

Article number	Description	Price
TFD83410900-00	Chrome	234,-
TFD83410900-47	Champagne	466,-

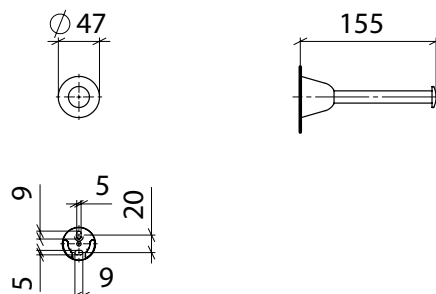
Toilet roll holder with cover



- Wall-mounted
- Including: Mounting parts
- Weight per packed box 0,854 kg

Article number	Description	Price
TFD83510900-00	Chrome	210,-
TFD83510900-47	Champagne, Available until September 2020	414,-

Spare toilet roll holder without cover



- Available until September 2020
- Wall-mounted
- Including: Mounting parts

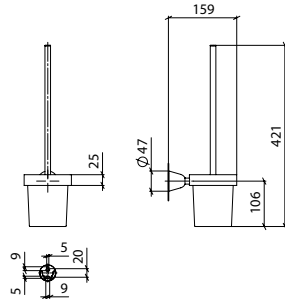
Article number	Description	Price
TFD83590900-00	Chrome	190,-
TFD83590900-47	Champagne	378,-

DOMICIL

DOMICIL

€ excl. VAT

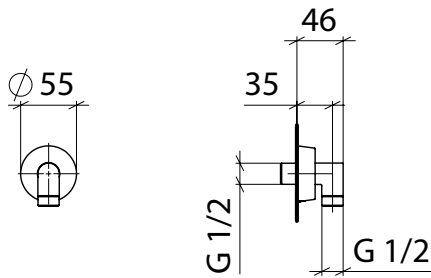
Toilet brush set



- Wall-mounted
- Including: Mounting parts
- Toilet brush holder made of frosted glass
- Brushhead: matt black
- Weight per packed box 1,830 kg

Article number	Description	Price
TFD83900900-00	Chrome	376,-
TFD83900900-47	Champagne, Available until September 2020	749,-

Wall outlet



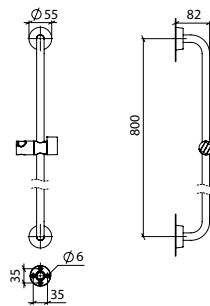
- Available until September 2020
- Wall-mounted
- Hand shower hose connection 1/2"
- Hand shower outlet: 1/2"
- Backflow preventer

Article number	Description	Price
TFD28450900-00	Chrome	97,-
TFD28450900-47	Champagne	190,-

Optional miscellaneous

Article number	Description	Price
TFD12202979-00	Adapter for shower hose outlet, Chrome / see page 759	54,-

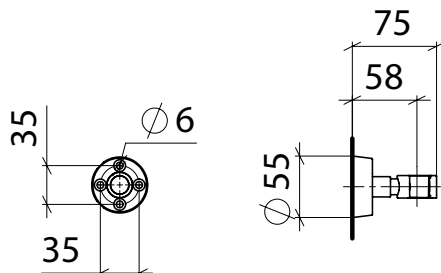
Shower rail with slide bar



- Available until September 2020
- Wall-mounted
- Weight per packed box 1,859 kg

Article number	Description	Price
TFD26705900-00	Chrome	356,-
TFD26705900-47	Champagne	709,-

Hand shower holder



- Available until September 2020
- Wall-mounted

Article number	Description	Price
TFD28050900-00	Chrome	123,-
TFD28050900-47	Champagne	244,-

ELEMENTS - STRIKING

€ excl. VAT

Taps

The striking line

Elements Striking add the finishing touch to contemporary bathroom architecture. The straight-line accessories capture the clear design language of our modern taps collections and become stylish design elements in the bathroom. High-quality materials such as chrome-plated brass and glass make Elements Striking a reliable solution for purist bathrooms.

Design and special features

- Straight-line, modern design for a purist look
- Concealed screws for flawless, sophisticated aesthetics



ELEMENTS - STRIKING

Finishes

Chrome



Brushed Chrome



Brushed Nickel Matt



Polished Nickel



English Gold



Brushed Gold



Matt Black

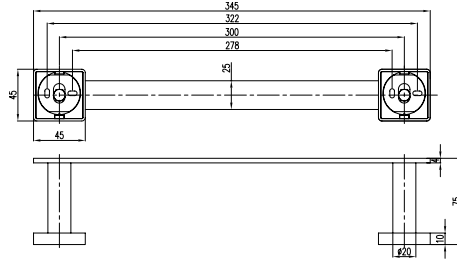


- Minimum order quantity: 100 pieces / product, except marked articles
- No minimum order quantity: Chrome finish
- Please note for subsequent orders: slight variations in colour may occur between different production batches.
- Please follow the instructions when caring for tap fittings and accessories.
- Please note: Not every article is available in every finish. You can find all finish possibilities in the product view.

ELEMENTS - STRIKING

€ excl. VAT

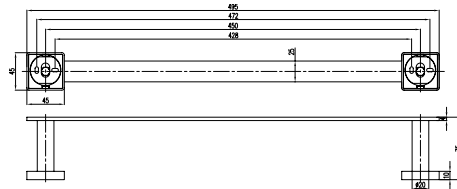
Towel rail



- Material: Brass
- Wall-mounted
- Volume per box 1,65 dm³
- Weight per packed box 0,570 kg

Article number	Description	Price
TVA15200900061	Chrome	80,-
TVA15200900074	Brushed Chrome	120,-
TVA15200900064	Brushed Nickel Matt	120,-
TVA15200900065	Polished Nickel	120,-
TVA15200900060	English Gold	120,-
TVA15200900076	Brushed Gold	120,-
TVA152009000K5	Matt Black	120,-


Towel rail



- Material: Brass
- Wall-mounted
- Volume per box 2,332 dm³
- Weight per packed box 0,690 kg

Article number	Description	Price
TVA15200100061	Chrome	96,-
TVA15200100074	Brushed Chrome	144,-
TVA15200100064	Brushed Nickel Matt	144,-
TVA15200100065	Polished Nickel	144,-
TVA15200100060	English Gold	144,-
TVA15200100076	Brushed Gold	144,-
TVA152001000K5	Matt Black	144,-

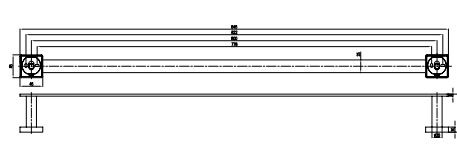
Towel rail



- Material: Brass
- Wall-mounted
- No minimum order quantity:
Matt Black, Brushed Gold, Brushed Nickel Matt
- Volume per box 2,926 dm³
- Weight per packed box 0,810 kg

Article number	Description	Price
TVA15200200061	Chrome	111,-
TVA15200200074	Brushed Chrome	167,-
TVA15200200064	Brushed Nickel Matt	167,-
TVA15200200065	Polished Nickel	167,-
TVA15200200060	English Gold	167,-
TVA15200200076	Brushed Gold	167,-
TVA152002000K5	Matt Black	167,-

Towel rail



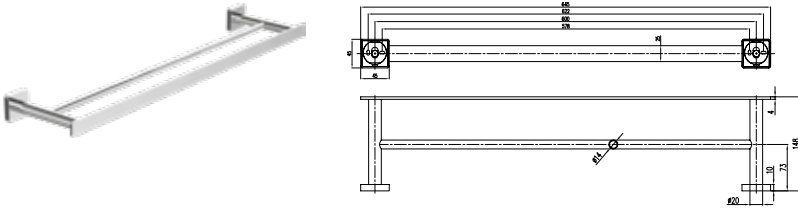
- Material: Brass
- Wall-mounted
- Volume per box 3,784 dm³
- Weight per packed box 0,970 kg

Article number	Description	Price
TVA15200300061	Chrome	140,-
TVA15200300074	Brushed Chrome	210,-
TVA15200300064	Brushed Nickel Matt	210,-
TVA15200300065	Polished Nickel	210,-
TVA15200300060	English Gold	210,-
TVA15200300076	Brushed Gold	210,-
TVA152003000K5	Matt Black	210,-

ELEMENTS - STRIKING

€ excl. VAT

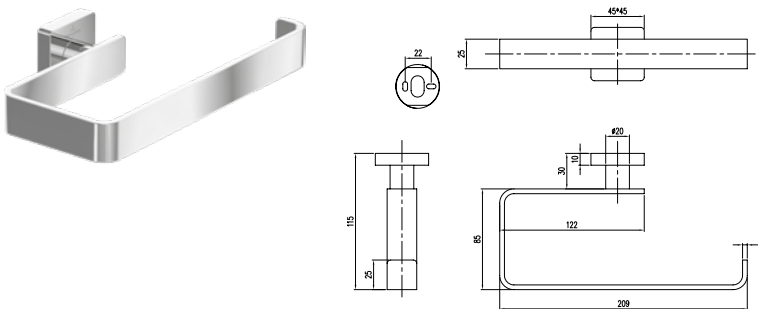
Double towel rail



- Material: Brass
- Wall-mounted
- Volume per box 5,852 dm³
- Weight per packed box 1,000 kg

Article number	Description	Price
TVA15200400061	Chrome	152,-
TVA15200400074	Brushed Chrome	228,-
TVA15200400064	Brushed Nickel Matt	228,-
TVA15200400065	Polished Nickel	228,-
TVA15200400060	English Gold	228,-
TVA15200400076	Brushed Gold	228,-
TVA152004000K5	Matt Black	228,-

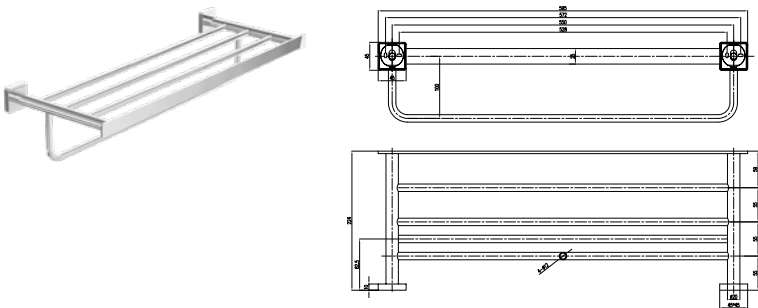
Towel rail



- Material: Brass
- Wall-mounted
- No minimum order quantity:
Matt Black, Brushed Gold, Brushed Nickel Matt
- Volume per box 1,581 dm³
- Weight per packed box 0,460 kg

Article number	Description	Price
TVA15200500061	Chrome	66,-
TVA15200500074	Brushed Chrome	99,-
TVA15200500064	Brushed Nickel Matt	99,-
TVA15200500065	Polished Nickel	99,-
TVA15200500060	English Gold	99,-
TVA15200500076	Brushed Gold	99,-
TVA152005000K5	Matt Black	99,-

Towel rack



- Material: Brass
- Wall-mounted
- Volume per box 20,832 dm³
- Weight per packed box 1,490 kg

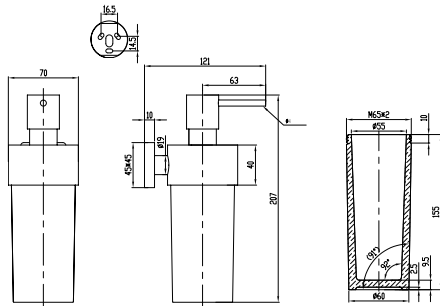
Article number	Description	Price
TVA15200600061	Chrome	252,-
TVA15200600074	Brushed Chrome	378,-
TVA15200600064	Brushed Nickel Matt	378,-
TVA15200600065	Polished Nickel	378,-
TVA15200600060	English Gold	378,-
TVA15200600076	Brushed Gold	378,-
TVA152006000K5	Matt Black	378,-

ELEMENTS - STRIKING

ELEMENTS - STRIKING

€ excl. VAT

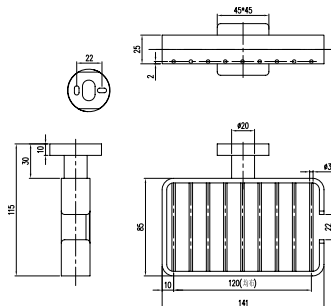
Soap dispenser



- Material: Brass
- Wall-mounted
- Bottle made of frosted glass
- Bottle volume: 230 ml
- Volume per box 3,065 dm³
- Weight per packed box 0,730 kg

Article number	Description	Price
TVA15200700061	Chrome	185,-
TVA15200700074	Brushed Chrome	277,-
TVA15200700064	Brushed Nickel Matt	277,-
TVA15200700065	Polished Nickel	277,-
TVA15200700060	English Gold	277,-
TVA15200700076	Brushed Gold	277,-
TVA152007000K5	Matt Black	277,-

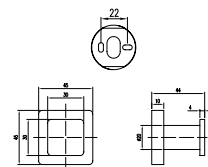
Soap basket



- Material: Brass
- Wall-mounted
- Volume per box 1,031 dm³
- Weight per packed box 0,450 kg

Article number	Description	Price
TVA15200800061	Chrome	78,-
TVA15200800074	Brushed Chrome	117,-
TVA15200800064	Brushed Nickel Matt	117,-
TVA15200800065	Polished Nickel	117,-
TVA15200800060	English Gold	117,-
TVA15200800076	Brushed Gold	117,-
TVA152008000K5	Matt Black	117,-

Towel hook



- Material: Brass
- Wall-mounted
- No minimum order quantity:
Matt Black, Brushed Gold, Brushed Nickel Matt
- Weight per packed box 0,160 kg

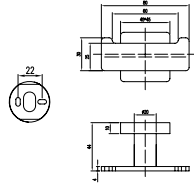

Article number	Description	Price
TVA15201100061	Chrome	24,-
TVA15201100074	Brushed Chrome	36,-
TVA15201100064	Brushed Nickel Matt	36,-
TVA15201100065	Polished Nickel	36,-
TVA15201100060	English Gold	36,-
TVA15201100076	Brushed Gold	36,-
TVA152011000K5	Matt Black	36,-

ELEMENTS - STRIKING

ELEMENTS - STRIKING

€ excl. VAT

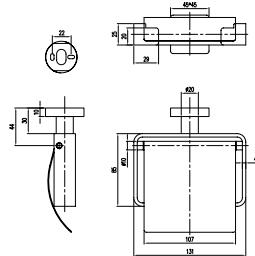
Double robe hook



- Material: Brass
- Wall-mounted
- Weight per packed box 0,220 kg

Article number	Description	Price
TVA15201200061	Chrome	33,-
TVA15201200074	Brushed Chrome	50,-
TVA15201200064	Brushed Nickel Matt	50,-
TVA15201200065	Polished Nickel	50,-
TVA15201200060	English Gold	50,-
TVA15201200076	Brushed Gold	50,-
TVA152012000K5	Matt Black	50,-

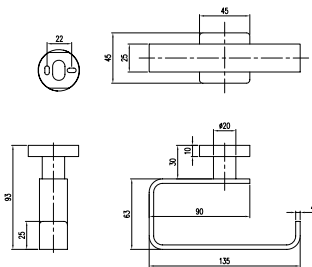

Toilet roll holder with cover



- Material: Brass
- Wall-mounted
- Weight per packed box 0,520 kg

Article number	Description	Price
TVA15201300061	Chrome	80,-
TVA15201300074	Brushed Chrome	120,-
TVA15201300064	Brushed Nickel Matt	120,-
TVA15201300065	Polished Nickel	120,-
TVA15201300060	English Gold	120,-
TVA15201300076	Brushed Gold	120,-
TVA152013000K5	Matt Black	120,-

Toilet roll holder without cover



- Material: Brass
- Wall-mounted
- No minimum order quantity:
Matt Black, Brushed Gold, Brushed Nickel Matt
- Weight per packed box 0,360 kg

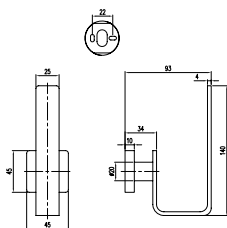
Article number	Description	Price
TVA15201400061	Chrome	50,-
TVA15201400074	Brushed Chrome	74,-
TVA15201400064	Brushed Nickel Matt	74,-
TVA15201400065	Polished Nickel	74,-
TVA15201400060	English Gold	74,-
TVA15201400076	Brushed Gold	74,-
TVA152014000K5	Matt Black	74,-

ELEMENTS - STRIKING

ELEMENTS - STRIKING

€ excl. VAT

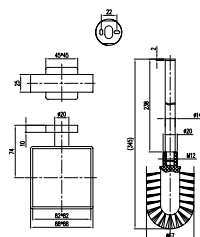
Spare toilet roll holder without cover



- Material: Brass
- Wall-mounted
- Volume per box 0,866 dm³
- Weight per packed box 0,340 kg

Article number	Description	Price
TVA15201500061	Chrome	48,-
TVA15201500074	Brushed Chrome	71,-
TVA15201500064	Brushed Nickel Matt	71,-
TVA15201500065	Polished Nickel	71,-
TVA15201500060	English Gold	71,-
TVA15201500076	Brushed Gold	71,-
TVA152015000K5	Matt Black	71,-

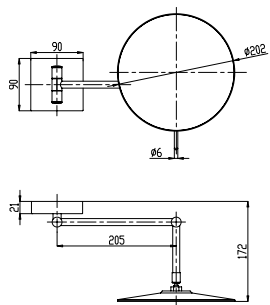
Toilet brush set



- Material: Brass
- Wall-mounted
- Holder made of frosted glass
- Volume per box 5,544 dm³
- Weight per packed box 1,280 kg

Article number	Description	Price
TVA15201700061	Chrome	128,-
TVA15201700074	Brushed Chrome	191,-
TVA15201700064	Brushed Nickel Matt	191,-
TVA15201700065	Polished Nickel	191,-
TVA15201700060	English Gold	191,-
TVA15201700076	Brushed Gold	191,-
TVA152017000K5	Matt Black	191,-

Adjustable makeup mirror



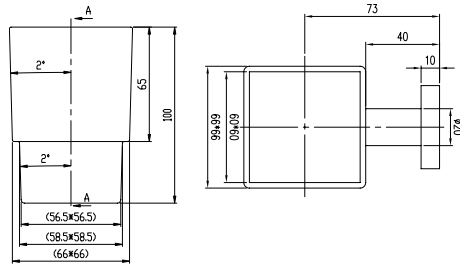
- Material: Brass
- Wall-mounted
- Volume per box 19,96 dm³
- Weight per packed box 1,580 kg

Article number	Description	Price
TVA15201800061	Chrome	308,-
TVA15201800074	Brushed Chrome	462,-
TVA15201800064	Brushed Nickel Matt	462,-
TVA15201800065	Polished Nickel	462,-
TVA15201800060	English Gold	462,-
TVA15201800076	Brushed Gold	462,-
TVA152018000K5	Matt Black	462,-

ELEMENTS - STRIKING

€ excl. VAT

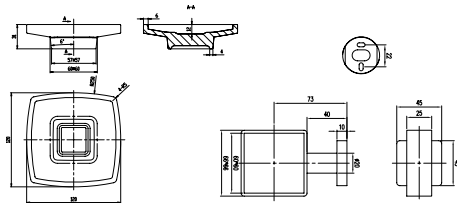
Tumbler holder



- Material: Brass
- Wall-mounted
- Tumbler made of frosted glass
- Volume per box 1,606 dm³
- Weight per packed box 0,570 kg

Article number	Description	Price
TVA15201900061	Chrome	58,-
TVA15201900074	Brushed Chrome	87,-
TVA15201900064	Brushed Nickel Matt	87,-
TVA15201900065	Polished Nickel	87,-
TVA15201900060	English Gold	87,-
TVA15201900076	Brushed Gold	87,-
TVA152019000K5	Matt Black	87,-

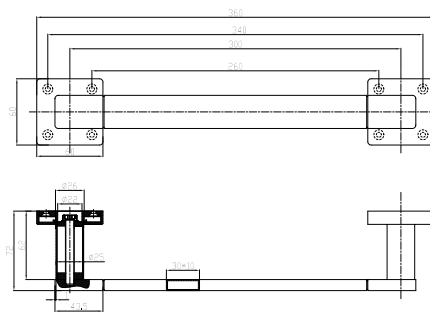

Soap dish



- Material: Brass
- Wall-mounted
- Soap dish made of frosted glass
- No minimum order quantity:
Matt Black, Brushed Gold, Brushed Nickel Matt
- Volume per box 2,03 dm³
- Weight per packed box 0,620 kg

Article number	Description	Price
TVA15202000061	Chrome	58,-
TVA15202000074	Brushed Chrome	87,-
TVA15202000064	Brushed Nickel Matt	87,-
TVA15202000065	Polished Nickel	87,-
TVA15202000060	English Gold	87,-
TVA15202000076	Brushed Gold	87,-
TVA152020000K5	Matt Black	87,-

Handrail



- Material: Brass
- Wall-mounted
- Volume per box 2,423 dm³
- Weight per packed box 1,040 kg

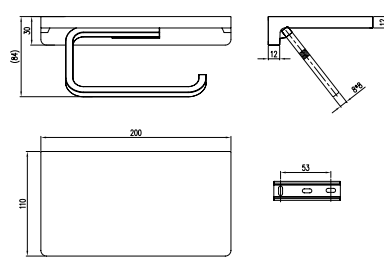
Article number	Description	Price
TVA15202200061	Chrome	142,-

ELEMENTS - STRIKING

ELEMENTS - STRIKING

€ excl. VAT

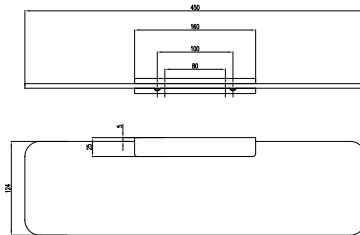
Toilet roll holder with shelf



- Material: Brass
- Wall-mounted
- Shelf made of zinc
- Volume per box 2,394 dm³
- Weight per packed box 0,840 kg

Article number	Description	Price
TVA15202300061	Chrome	100,-

Glass shelf



- Material: Brass
- Wall-mounted
- Shelf made of frosted glass
- Volume per box 2,795 dm³
- Weight per packed box 1,210 kg

Article number	Description	Price
TVA15202400061	Chrome	60,-

ELEMENTS - TENDER

€ excl. VAT

Taps

The gentle line

An all-round success: the timelessly elegant accessories harmonise perfectly with the attractive taps by Villeroy & Boch and blend discreetly into every bathroom concept. Made of high-quality materials, the products meet the highest demands on quality and function. Elements Tender - indispensable accessories for an aesthetic bathroom design.

Design and special features

- Round contours bring harmony and elegance to the bathroom
- Concealed screws for flawless, sophisticated aesthetics



ELEMENTS -
TENDER

Finishes

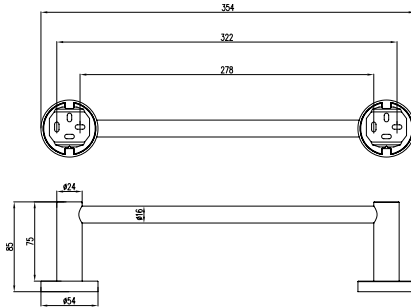
Chrome



ELEMENTS - TENDER

€ excl. VAT


Towel rail



- Material: Zinc
- Wall-mounted
- Volume per box 2,254 dm³
- Weight per packed box 0,480 kg

Article number	Description	Price
TVA15102100061	Chrome	56,-


Towel rail



- Material: Zinc
- Wall-mounted
- Volume per box 3,18 dm³
- Weight per packed box 0,530 kg

Article number	Description	Price
TVA15100100061	Chrome	60,-

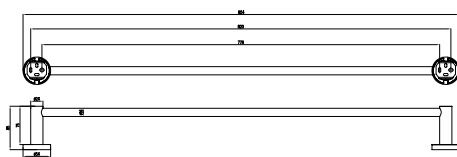
Towel rail



- Material: Zinc
- Wall-mounted
- Volume per box 4,106 dm³
- Weight per packed box 0,570 kg

Article number	Description	Price
TVA15100200061	Chrome	74,-


Towel rail



- Material: Zinc
- Wall-mounted
- Volume per box 4,106 dm³
- Weight per packed box 0,640 kg

Article number	Description	Price
TVA15100300061	Chrome	93,-

Double towel rail



- Material: Zinc
- Wall-mounted
- Volume per box 9,558 dm³
- Weight per packed box 0,950 kg

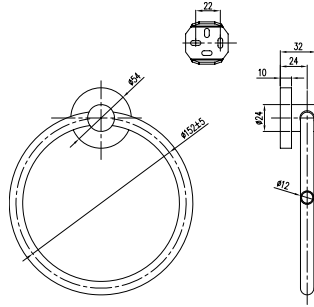
Article number	Description	Price
TVA15100400061	Chrome	118,-

ELEMENTS - TENDER

ELEMENTS - TENDER

€ excl. VAT

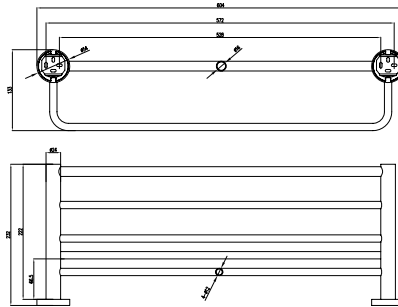
Towel rail



- Material: Zinc
- Wall-mounted
- Volume per box 1,575 dm³
- Weight per packed box 0,740 kg

Article number	Description	Price
TVA15100500061	Chrome	40,-

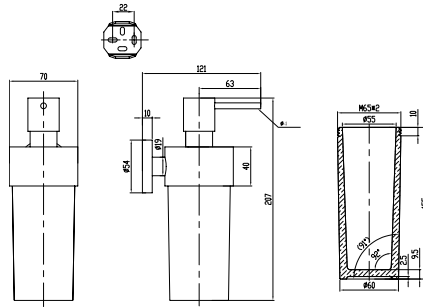
Towel rack



- Material: Zinc
- Wall-mounted
- Volume per box 22,026 dm³
- Weight per packed box 1,350 kg

Article number	Description	Price
TVA15100600061	Chrome	212,-

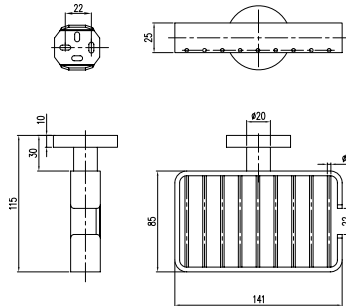
Soap dispenser



- Material: Zinc
- Wall-mounted
- Bottle made of frosted glass
- Bottle volume: 230 ml
- Volume per box 2,115 dm³
- Weight per packed box 0,730 kg

Article number	Description	Price
TVA15100700061	Chrome	164,-

Soap basket



- Material: Zinc
- Wall-mounted
- Volume per box 2,17 dm³
- Weight per packed box 0,440 kg

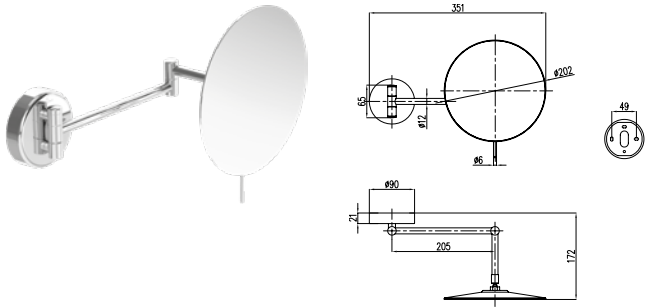
Article number	Description	Price
TVA15100800061	Chrome	68,-

ELEMENTS - TENDER

ELEMENTS - TENDER

€ excl. VAT

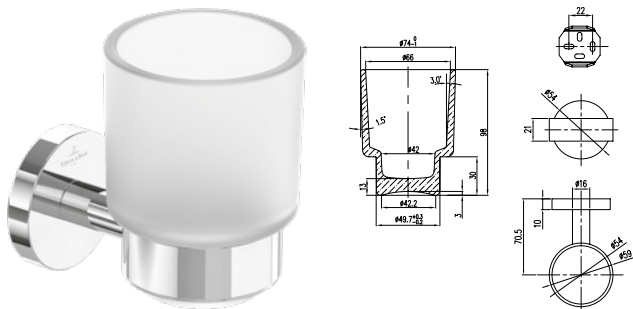
Adjustable makeup mirror



- Material: Zinc
- Wall-mounted
- Volume per box 2,17 dm³
- Weight per packed box 0,770 kg

Article number	Description	Price
TVA15101700061	Chrome	287,-

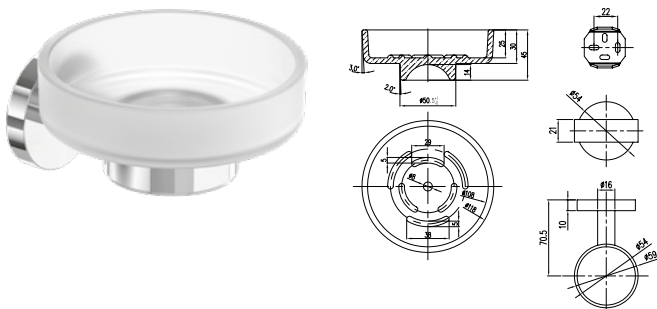
Tumbler holder



- Material: Zinc
- Wall-mounted
- Tumbler made of frosted glass
- Volume per box 1,606 dm³
- Weight per packed box 0,570 kg

Article number	Description	Price
TVA15101800061	Chrome	39,-

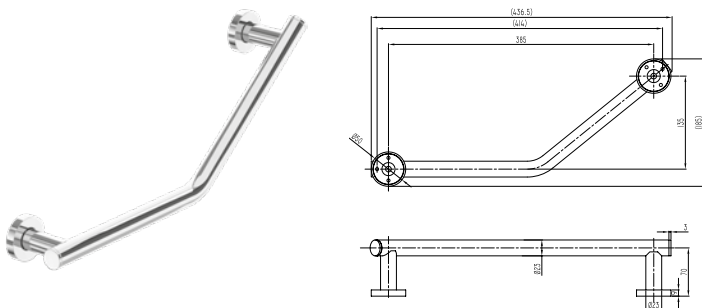
Soap dish



- Material: Zinc
- Wall-mounted
- Soap dish made of frosted glass
- Volume per box 2,03 dm³
- Weight per packed box 0,520 kg

Article number	Description	Price
TVA15101900061	Chrome	47,-

Handrail



- Material: Zinc
- Wall-mounted
- Volume per box 7,898 dm³
- Weight per packed box 0,880 kg

Article number	Description	Price
TVA15102000061	Chrome	118,-

EMBRACE

€ excl. VAT

Taps

Design meets comfort

With its timeless design, the new showering range Embrace blends seamlessly into your bathroom interior and can be combined with all Villeroy & Boch collections and styles. Thanks to the different spray modes Embrace creates a personalized showering experience.

Design and special features

- Availability of water saving handshowers for a sustainable usage
- With one or more shower modes: Relax, Massage, Intense



Finishes

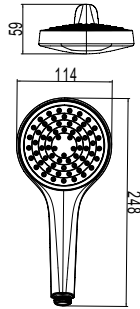
Chrome



EMBRACE

€ excl. VAT

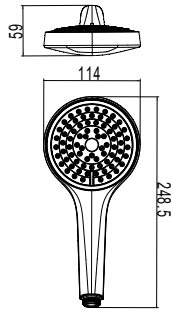
Hand shower



- Material: ABS-Plastic
- With EasyClean feature
- Volume per box 2,301 dm³
- Weight per packed box 0,324 kg
- Number of Spray Modes: 1
- Hand shower: max flow rate at 3 bar 7,0 l/min
- Shower Ø 110 mm

Article number	Description	Price
TVS1084110161	Chrome	36,-

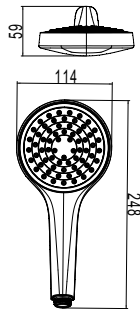
Hand shower with three spray types



- Material: ABS-Plastic
- With EasyClean feature
- Volume per box 2,301 dm³
- Weight per packed box 0,332 kg
- Number of Spray Modes: 3
- Hand shower: max flow rate at 3 bar 7,0 l/min
- Shower Ø 110 mm

Article number	Description	Price
TVS1084120161	Chrome	59,-

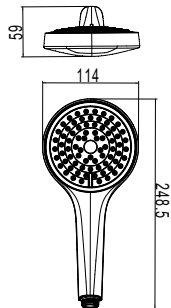
Hand shower



- Material: ABS-Plastic
- Eco-mode
- With EasyClean feature
- Volume per box 2,301 dm³
- Weight per packed box 0,324 kg
- Number of Spray Modes: 1
- Hand shower: max flow rate at 3 bar 5,1 l/min
- Shower Ø 110 mm

Article number	Description	Price
TVS1084110261	Chrome	36,-

Hand shower with three spray types



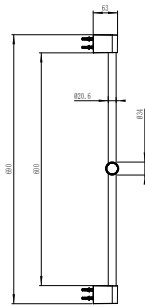
- Material: ABS-Plastic
- Eco-mode
- With EasyClean feature
- Volume per box 2,301 dm³
- Weight per packed box 0,332 kg
- Number of Spray Modes: 3
- Hand shower: max flow rate at 3 bar 5,2 l/min
- Shower Ø 110 mm

Article number	Description	Price
TVS1084120261	Chrome	59,-

EMBRACE

€ excl. VAT

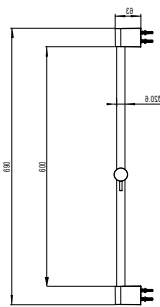
Shower set



- Material: ABS-Plastic / Brass
- Wall-mounted
- Including: Shower rail with slide bar, Hand Shower with three spray types, Shower hose: 1600 mm
- Hand shower hose connection 1/2"
- Flexible mounting
- With EasyClean feature
- Volume per box 9,116 dm³
- Weight per packed box 1,522 kg
- Number of Spray Modes: 1
- Hand shower: max flow rate at 3 bar 7,0 l/min
- Shower Ø 110 mm

Article number	Description	Price
TVS1086000161	Chrome	103,-

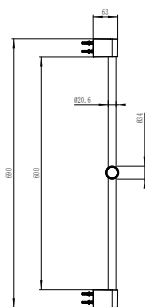
Shower set with three spray types



- Material: ABS-Plastic / Brass
- Wall-mounted
- Including: Shower rail with slide bar, Hand Shower with three spray types, Shower hose: 1600 mm
- Hand shower hose connection 1/2"
- Flexible mounting
- With EasyClean feature
- Volume per box 9,116 dm³
- Weight per packed box 1,573 kg
- Number of Spray Modes: 3
- Hand shower: max flow rate at 3 bar 7,0 l/min
- Shower Ø 110 mm

Article number	Description	Price
TVS1086000261	Chrome	130,-

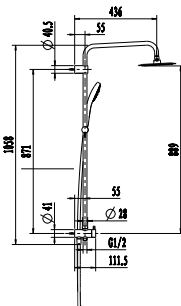
Shower rail



- Material: ABS-Plastic / Brass
- Wall-mounted
- Including: Shower rail with slide bar, Shower hose: 1600 mm
- Flexible mounting
- Volume per box 9,116 dm³
- Weight per packed box 1,282 kg

Article number	Description	Price
TVS1086001161	Chrome	87,-

Shower system



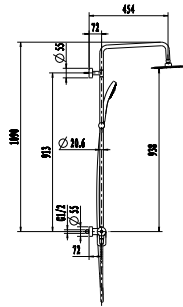
- Material: Brass
- Wall-mounted
- Including: Shower rail with slide bar, Rain shower, Rain shower arm, Hand shower, Shower hose: 1600 mm
- With EasyClean feature
- Volume per box 17,882 dm³
- Weight per packed box 4,160 kg
- Number of Spray Modes: 1
- Hand shower: max flow rate at 3 bar 8,0 l/min
- Rain shower: max flow rate at 3 bar 8,1 l/min
- Shower Ø 200/110 mm

Article number	Description	Price
TVS1082000161	Chrome	474,-

EMBRACE

€ excl. VAT

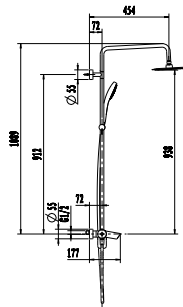
Shower system



- Material: Brass
- Wall-mounted
- Including: Shower rail with slide bar, Rain shower, Rain shower arm, Hand shower, Shower hose: 1600 mm, S-Connection
- Connection Type 1/2"
- With EasyClean feature
- Volume per box 50,803 dm³
- Weight per packed box 7,722 kg
- Number of Spray Modes: 1
- Hand shower: max flow rate at 3 bar 8,5 l/min
- Rain shower: max flow rate at 3 bar 7,2 l/min
- Shower Ø 200/110 mm
- With integrated diverter

Article number	Description	Price
TVS1082000261	Chrome	613,-

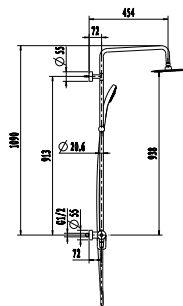
Shower system



- Material: Brass
- Wall-mounted
- Including: Shower rail with slide bar, Rain shower, Rain shower arm, Hand shower, Shower hose: 1600 mm, S-Connection
- Connection Type 1/2"
- With EasyClean feature
- Volume per box 50,803 dm³
- Weight per packed box 8,101 kg
- Number of Spray Modes: 1
- Bath spout: max flow rate at 3 bar 27,8 l/min
- Hand shower: max flow rate at 3 bar 7,5 l/min
- Rain shower: max flow rate at 3 bar 7,4 l/min
- Shower Ø 200/110 mm
- With integrated diverter

Article number	Description	Price
TVS1082000361	Chrome	721,-

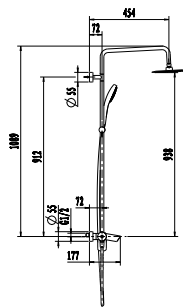
Shower system with three spray types



- Material: Brass
- Wall-mounted
- Including: Shower rail with slide bar, Rain shower, Rain shower arm, Hand Shower with three spray types, Shower hose: 1600 mm, S-Connection
- Connection Type 1/2"
- With EasyClean feature
- With EasySwitch feature
- Volume per box 50,803 dm³
- Weight per packed box 7,753 kg
- Number of Spray Modes: 3
- Hand shower: max flow rate at 3 bar 8,3 l/min
- Rain shower: max flow rate at 3 bar 7,6 l/min
- Shower Ø 200/110 mm
- With integrated diverter

Article number	Description	Price
TVS1082000461	Chrome	635,-

Shower system with three spray types



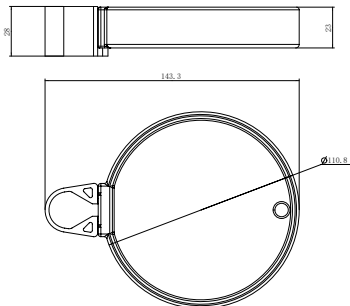
- Material: Brass
- Wall-mounted
- Including: Shower rail with slide bar, Rain shower, Rain shower arm, Hand Shower with three spray types, Shower hose: 1600 mm, S-Connection
- Connection Type 1/2"
- With EasyClean feature
- With EasySwitch feature
- Volume per box 50,803 dm³
- Weight per packed box 8,132 kg
- Number of Spray Modes: 3
- Bath spout: max flow rate at 3 bar 27,8 l/min
- Hand shower: max flow rate at 3 bar 8,5 l/min
- Rain shower: max flow rate at 3 bar 7,1 l/min
- Shower Ø 200/110 mm
- With integrated diverter

Article number	Description	Price
TVS1082000561	Chrome	743,-

EMBRACE

€ excl. VAT

Soap dish



- Material: ABS-Plastic
- Adjustable height
- Can be combined with Embrace shower sets and shower systems
- Volume per box 0,6 dm³
- Weight per packed box 0,126 kg

Article number	Description	Price
TVS1084640161	Chrome	20,-

EMBRACE

EMBRACE PLUS

€ excl. VAT

Taps

The spirit of Water

The stylish contours of Embrace Plus are a delight to behold.

Subtle yet expressive, the taps complete the harmonious overall appearance of any bathroom. Thanks to an easy-to-operate button different spray modes can intuitively be selected to create personalized showering moments.

Design and special features

- Integrated, ergonomically shaped button for easy spray mode selection
- Elegant yet functional design



EMBRACE PLUS

Finishes

Chrome



Brushed Chrome



Brushed Nickel Matt



Polished Nickel



English Gold



Brushed Gold



Matt Black

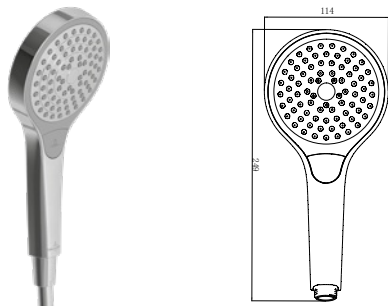


- Minimum order quantity: 100 pieces / product, except marked articles
- No minimum order quantity: Chrome finish
- Please note for subsequent orders: slight variations in colour may occur between different production batches.
- Please follow the instructions when caring for tap fittings and accessories.
- Please note: Not every article is available in every finish. You can find all finish possibilities in the product view.

EMBRACE PLUS

€ excl. VAT

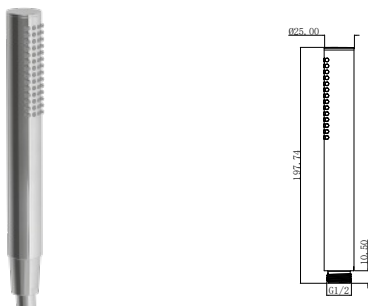
Hand shower with three spray types



- Material: ABS-Plastic
- With EasySwitch feature
- With EasyClean feature
- Volume per box 2,301 dm³
- Weight per packed box 0,355 kg
- Number of Spray Modes: 3
- Hand shower: max flow rate at 3 bar 7,2 l/min
- Shower Ø 110 mm

Article number	Description	Price
TVS1084130161	Chrome	62,-
TVS1084130174	Brushed Chrome	93,-
TVS1084130164	Brushed Nickel Matt	93,-
TVS1084130165	Polished Nickel	93,-
TVS1084130160	English Gold	93,-
TVS1084130176	Brushed Gold	93,-
TVS10841301K5	Matt Black	93,-

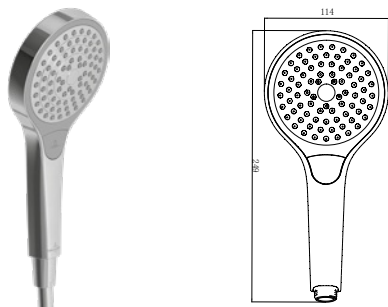
Hand shower



- Material: Brass
- With EasyClean feature
- Volume per box 0,615 dm³
- Weight per packed box 0,195 kg
- Number of Spray Modes: 1
- Hand shower: max flow rate at 3 bar 7,4 l/min
- Shower Ø 25 mm

Article number	Description	Price
TVS1084140161	Chrome	81,-
TVS1084140174	Brushed Chrome	122,-
TVS1084140165	Polished Nickel	122,-
TVS1084140164	Brushed Nickel Matt	122,-
TVS1084140160	English Gold	122,-
TVS1084140176	Brushed Gold	122,-
TVS10841401K5	Matt Black	122,-

Hand shower with three spray types



- Material: ABS-Plastic
- Eco-mode
- With AquaSmart feature
- With EasySwitch feature
- With EasyClean feature
- Volume per box 2,301 dm³
- Weight per packed box 0,355 kg
- Number of Spray Modes: 3
- Hand shower: max flow rate at 3 bar 4,6 l/min
- Shower Ø 110 mm

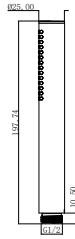
Article number	Description	Price
TVS1084130261	Chrome	62,-

EMBRACE PLUS

EMBRACE PLUS

€ excl. VAT

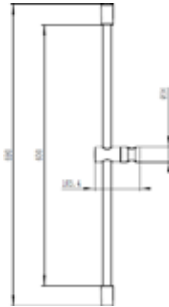
Hand shower



- Material: Brass
- Eco-mode
- With EasyClean feature
- With AquaSmart feature
- Volume per box 0,615 dm³
- Weight per packed box 0,195 kg
- Number of Spray Modes: 1
- Hand shower: max flow rate at 3 bar 5,2 l/min
- Shower Ø 25 mm

Article number	Description	Price
TVS1084140261	Chrome	81,-

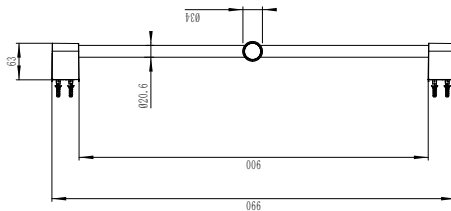
Shower set with three spray types



- Material: ABS-Plastic / Brass
- Wall-mounted
- Including: Shower rail with slide bar, Hand Shower with three spray types, Shower hose: 1600 mm
- Hand shower hose connection 1/2"
- Flexible mounting
- With EasySwitch feature
- With EasyClean feature
- No minimum order quantity:
Matt Black, Brushed Gold, Brushed Nickel Matt
- Volume per box 9,116 dm³
- Weight per packed box 1,597 kg
- Number of Spray Modes: 3
- Hand shower: max flow rate at 3 bar 7,2 l/min
- Shower Ø 110 mm

Article number	Description	Price
TVS1086000361	Chrome	136,-
TVS1086000374	Brushed Chrome	203,-
TVS1086000364	Brushed Nickel Matt	203,-
TVS1086000365	Polished Nickel	203,-
TVS1086000360	English Gold	203,-
TVS1086000376	Brushed Gold	203,-
TVS10860003K5	Matt Black	203,-

Shower set with three spray types



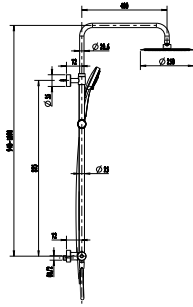
- Material: ABS-Plastic / Brass
- Wall-mounted
- Including: Shower rail with slide bar, Hand Shower with three spray types, Shower hose: 1600 mm
- Hand shower hose connection 1/2"
- Flexible mounting
- With EasySwitch feature
- With EasyClean feature
- Volume per box 9,116 dm³
- Weight per packed box 1,826 kg
- Number of Spray Modes: 3
- Hand shower: max flow rate at 3 bar 7,2 l/min
- Shower Ø 110 mm

Article number	Description	Price
TVS1089000161	Chrome	141,-

EMBRACE PLUS

€ excl. VAT

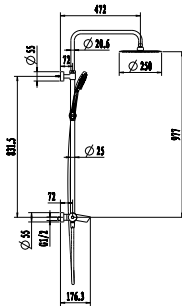
Shower system with three spray types



- Material: Brass
- Wall-mounted
- Including: Shower rail with slide bar, Rain shower, Rain shower arm, Hand Shower with three spray types, Shower hose: 1600 mm, Thermostat, S-Connection
- Connection Type 1/2"
- Adjustable height
- With EasyClean feature
- With EasySwitch feature
- Volume per box 22,77 dm³
- Weight per packed box 6,401 kg
- Number of Spray Modes: 3
- Hand shower: max flow rate at 3 bar 7,5 l/min
- Rain shower: max flow rate at 3 bar 7,4 l/min
- Adjustable temperature limitation
- Shower Ø 250/110 mm
- With integrated diverter

Article number	Description	Price
TVS1082500161	Chrome	711,-

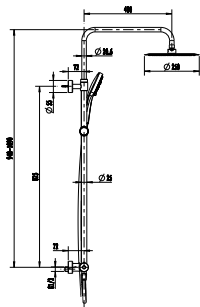
Shower system with three spray types



- Material: Brass
- Wall-mounted
- Including: Shower rail with slide bar, Rain shower, Rain shower arm, Hand Shower with three spray types, Shower hose: 1600 mm, S-Connection
- Connection Type 1/2"
- Adjustable height
- With EasyClean feature
- Volume per box 30,537 dm³
- Weight per packed box 8,095 kg
- Number of Spray Modes: 3
- Bath spout: max flow rate at 3 bar 25,3 l/min
- Hand shower: max flow rate at 3 bar 7,6 l/min
- Rain shower: max flow rate at 3 bar 7,8 l/min
- Adjustable temperature limitation
- Shower Ø 250/110 mm
- With integrated diverter

Article number	Description	Price
TVS1082500261	Chrome	872,-

Shower system with three spray types



- Material: Brass
- Wall-mounted
- Including: Shower rail with slide bar, Rain shower, Rain shower arm, Hand Shower with three spray types, Shower hose: 1600 mm, Thermostat, S-Connection
- Connection Type 1/2"
- Adjustable height
- With EasyClean feature
- With EasySwitch feature
- Volume per box 22,77 dm³
- Weight per packed box 6,424 kg
- Number of Spray Modes: 3
- Hand shower: max flow rate at 3 bar 7,7 l/min
- Rain shower: max flow rate at 3 bar 7,4 l/min
- Adjustable temperature limitation
- Shower Ø 250/110 mm
- With integrated diverter

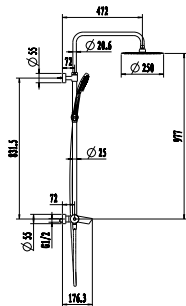
Article number	Description	Price
TVS1082500361	Chrome	732,-

EMBRACE PLUS

EMBRACE PLUS

€ excl. VAT

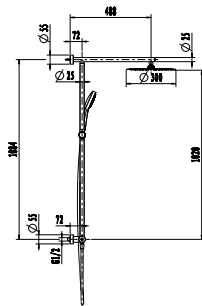
Shower system with three spray types



- Material: Brass
- Wall-mounted
- Including: Shower rail with slide bar, Rain shower, Rain shower arm, Hand Shower with three spray types, Shower hose: 1600 mm, Thermostat, S-Connection
- Connection Type 1/2"
- With EasySwitch feature
- With EasyClean feature
- Volume per box 30,537 dm³
- Weight per packed box 8,118 kg
- Number of Spray Modes: 3
- Bath spout: max flow rate at 3 bar 27,8 l/min
- Hand shower: max flow rate at 3 bar 8,5 l/min
- Rain shower: max flow rate at 3 bar 7,1 l/min
- Adjustable temperature limitation
- Shower Ø 250/110 mm
- With integrated diverter

Article number	Description	Price
TVS1082500461	Chrome	893,-

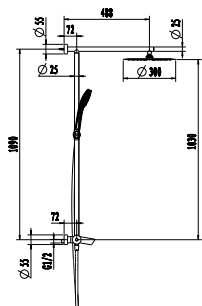
Shower system with three spray types



- Material: Brass
- Wall-mounted
- Including: Shower rail with slide bar, Rain shower, Rain shower arm, Hand Shower with three spray types, Shower hose: 1600 mm, Thermostat, S-Connection
- Connection Type 1/2"
- With EasySwitch feature
- With EasyClean feature
- Volume per box 31,59 dm³
- Weight per packed box 6,663 kg
- Number of Spray Modes: 3
- Hand shower: max flow rate at 3 bar 7,7 l/min
- Rain shower: max flow rate at 3 bar 7,5 l/min
- Adjustable temperature limitation
- Shower Ø 300/110 mm
- With integrated diverter

Article number	Description	Price
TVS1083000161	Chrome	1.022,-

Shower system with three spray types



- Material: Brass
- Wall-mounted
- Including: Shower rail with slide bar, Rain shower, Rain shower arm, Hand Shower with three spray types, Shower hose: 1600 mm, Thermostat, S-Connection
- Connection Type 1/2"
- With EasySwitch feature
- With EasyClean feature
- Volume per box 37,908 dm³
- Weight per packed box 8,551 kg
- Number of Spray Modes: 3
- Bath spout: max flow rate at 3 bar 21,6 l/min
- Hand shower: max flow rate at 3 bar 7,5 l/min
- Rain shower: max flow rate at 3 bar 7,6 l/min
- Adjustable temperature limitation
- Shower Ø 300/110 mm
- With integrated diverter

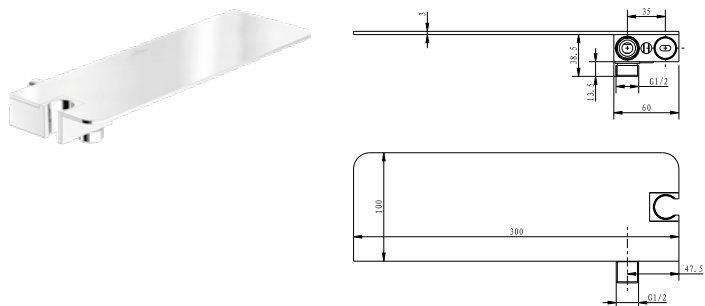
Article number	Description	Price
TVS1083000261	Chrome	1.130,-

EMBRACE PLUS

EMBRACE PLUS

€ excl. VAT

Shower shelf with water outlet and hand shower holder



- Material: Stainless steel / Brass
- Wall-mounted
- Including: Water connections, Integrated hand shower holder
- Volume per box 2,633 dm³
- Weight per packed box 1,200 kg

Article number	Description	Price
TVS10800600061	Chrome	159,-

Optional miscellaneous

Article number	Description	Price
TVS1084140161	Hand shower, Chrome / see page 685	81,-
TVS1084140261	Hand shower, Chrome / see page 686	81,-

EMBRACE PLUS

JUST

€ excl. VAT

Taps

Home décor with a strong character

The clear, geometric design of Just perfectly fits into different room architectures and styles. Despite their versatility, the taps always add an individual touch to any bathroom.

Design and special features

- Sleek, straight lines
- Striking, thanks to the geometric contours



Finishes

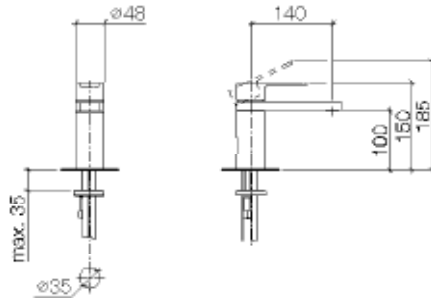
Chrome



JUST

€ excl. VAT

Single-lever basin mixer



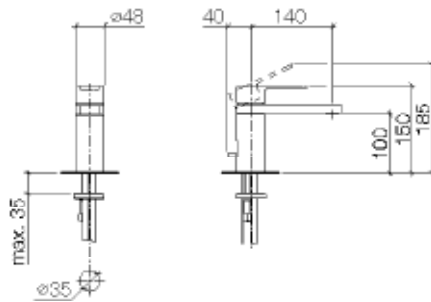
- Material: Brass
- Without waste
- Deck-mounted
- Connection Type M10
- Weight per packed box 1,987 kg
- Max flow rate at 3 bar 6,8 l/min

Article number	Description	Price
TFD33521965-00	Chrome	402,-

Optional miscellaneous

Article number	Description	Price
TVP00000301061	Push-Open waste, Chrome / see page 755	40,-

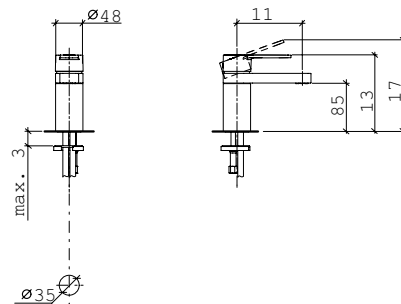
Single-lever basin mixer



- Material: Brass
- With pop-up waste
- Deck-mounted
- Connection Type M10
- Weight per packed box 2,573 kg
- Max flow rate at 3 bar 7,0 l/min

Article number	Description	Price
TFD33500965-00	Chrome	446,-

Single-lever basin mixer



- Material: Brass
- Without waste
- Deck-mounted
- Connection Type M10
- Weight per packed box 1,797 kg
- Max flow rate at 3 bar 5,9 l/min

Article number	Description	Price
TFD33525965-00	Chrome	445,-

Optional miscellaneous

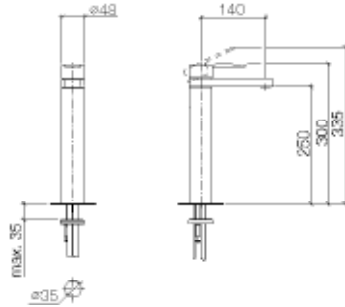
Article number	Description	Price
TVP00000301061	Push-Open waste, Chrome / see page 755	40,-

JUST

JUST

€ excl. VAT

Tall single-lever basin mixer



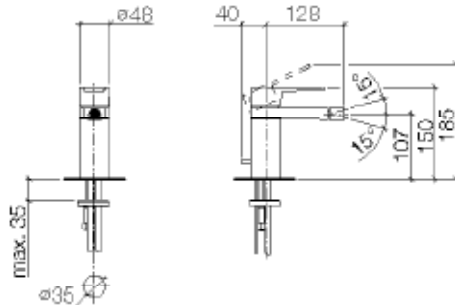
- Material: Brass
- Without waste
- Deck-mounted
- Connection Type M10
- Weight per packed box 3,004 kg
- Max flow rate at 3 bar 6,8 l/min

Article number	Description	Price
TFD33534965-00	Chrome	701,-

Optional miscellaneous

Article number	Description	Price
TVP00000301061	Push-Open waste, Chrome / see page 755	40,-

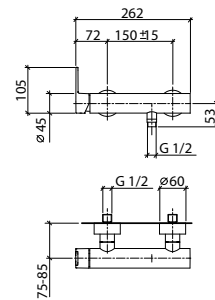
Single-lever bidet mixer



- Available until September 2020
- With pop-up waste
- Material: Brass
- Deck-mounted
- Max flow rate at 3 bar 4,0 l/min

Article number	Description	Price
TFD33600965-00	Chrome	553,-

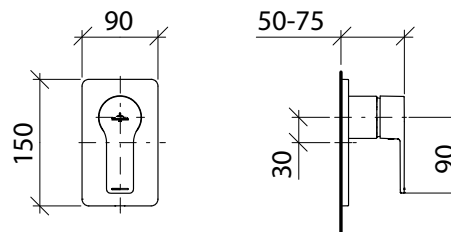
Single-lever shower mixer



- Material: Brass
- Wall-mounted
- Including: S-Connection
- Connection Type 1/2"
- Hand shower hose connection 1/2"
- Weight per packed box 4,260 kg
- With backflow preventer

Article number	Description	Price
TFD33300965-00	Chrome	504,-

Concealed single-lever bath & shower mixer



- Material: Brass
- Wall-mounted
- Weight per packed box 0,911 kg

Article number	Description	Price
TFD36021965-00	Chrome	241,-

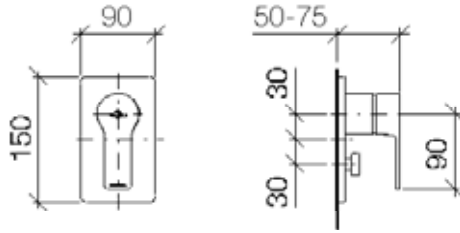
Required Miscellaneous

Article number	Description	Price
TFD3503397590	Concealed installation unit for single-lever mixer with security lock / see page 756	615,-

JUST

€ excl. VAT

Concealed single-lever bath & shower mixer



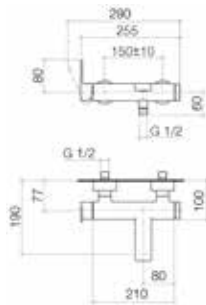
- Material: Brass
- Wall-mounted
- Weight per packed box 1,011 kg
- With diverter

Article number	Description	Price
TFD36121965-00	Chrome	326,-

Required Miscellaneous

Article number	Description	Price
TFD3503397590	Concealed installation unit for single-lever mixer with security lock / see page 756	615,-

Single-lever bath & shower mixer



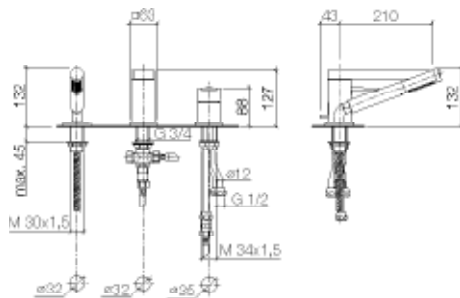
- Material: Brass
- Wall-mounted
- Including: S-Connection
- Connection Type 1/2"
- Hand shower hose connection 1/2"
- Weight per packed box 4,880 kg
- Bath spout: max flow rate at 3 bar 16,4 l/min
- With backflow preventer
- With automatic diverter

Article number	Description	Price
TFD33200965-00	Chrome	754,-

Optional miscellaneous

Article number	Description	Price
TFD27806960-00	Hand shower set, Chrome / see page 624	356,-

Three-hole bath rim mixer with hand shower



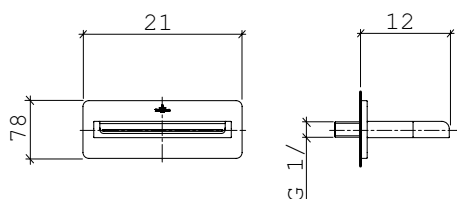
- Material: Brass
- Deck-mounted
- Connection Type 3/8"
- Hand shower hose connection 1/2"
- Weight per packed box 10,215 kg
- Bath spout: max flow rate at 3 bar 16,0 l/min
- Hand shower: max flow rate at 3 bar 7,6 l/min
- With backflow preventer
- Shower Ø 35 mm
- With automatic diverter

Article number	Description	Price
TFD27412965-00	Chrome	1.507,-

Optional miscellaneous

Article number	Description	Price
TFD12801970-00	Decorative caps for Perfecto installation method, Chrome / see page 759	58,-

Bath spout



- Material: Brass
- Wall-mounted
- Connection Type 1/2"
- Weight per packed box 3,500 kg
- Bath spout: max flow rate at 3 bar 26,5 l/min

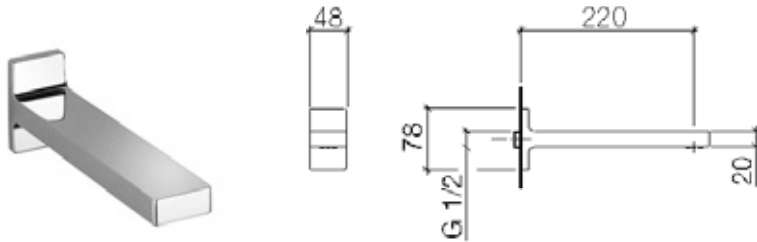
Article number	Description	Price
TFD13410965-00	Chrome	1.309,-

JUST

JUST

€ excl. VAT

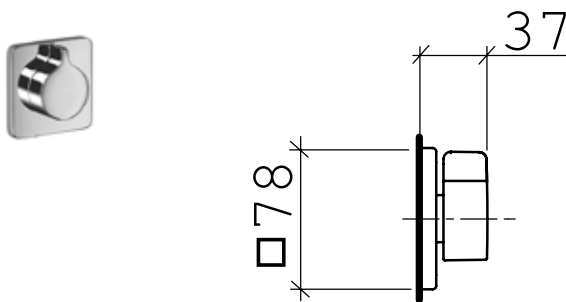
Bath spout



- Available until September 2020
- Material: Brass
- Wall-mounted
- Max flow rate at 3 bar 22,0 l/min

Article number	Description	Price
TFD13801965-00	Chrome	514,-

Concealed two- and three-way diverter



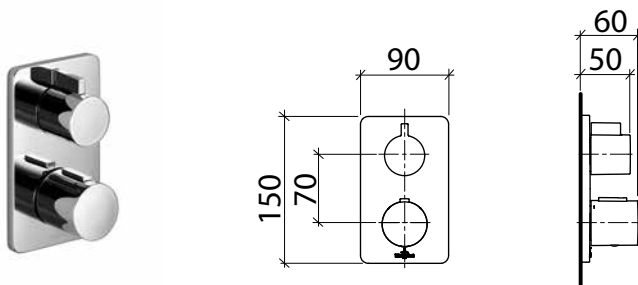
- Available until September 2020
- Material: Brass
- Wall-mounted
- With diverter

Article number	Description	Price
TFD36104965-00	Chrome	365,-

Required Miscellaneous

Article number	Description	Price
TFD3510497590	Concealed installation unit for three-way diverter / see page 757	424,-
TFD3512497590	Concealed installation unit for diverter / see page 757	350,-

Concealed thermostat with one-way volume control



- Material: Brass
- Wall-mounted
- Weight per packed box 1,718 kg
- Adjustable temperature limitation

Article number	Description	Price
TFD36425960-00	Chrome	470,-

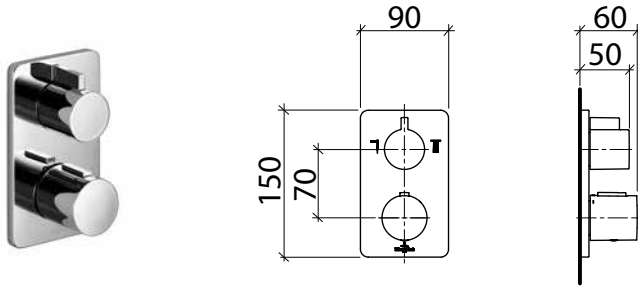
Required Miscellaneous

Article number	Description	Price
TFD3542597590	Universal concealed installation unit / see page 756	872,-
TFD3542697590	Concealed thermostat installation unit with security lock / see page 756	923,-

JUST

€ excl. VAT

Concealed thermostat with two function volume control



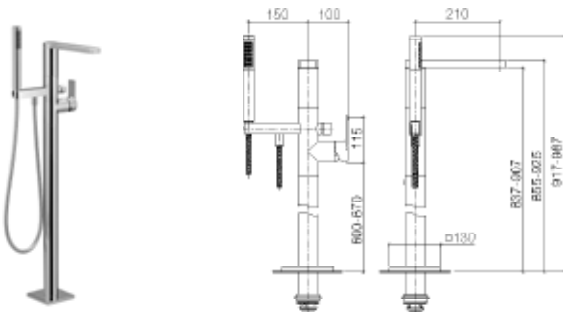
- Material: Brass
- Wall-mounted
- Two function volume control
- Weight per packed box 1,554 kg
- Adjustable temperature limitation
- With diverter

Article number	Description	Price
TFD36426960-00	Chrome	587,-
TFD36426960-33	Matt Black	881,-

Required Miscellaneous

Article number	Description	Price
TFD3542597590	Universal concealed installation unit / see page 756	872,-
TFD3542697590	Concealed thermostat installation unit with security lock / see page 756	923,-

Single-lever bath & shower mixer



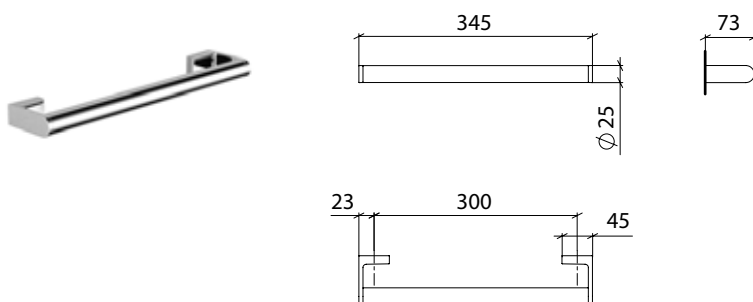
- Material: Brass
- Floor-mounted
- Weight per packed box 12,972 kg
- Number of Spray Modes: 1
- Bath spout: max flow rate at 3 bar 16,0 l/min
- Hand shower: max flow rate at 3 bar 7,6 l/min
- With backflow preventer
- With automatic diverter

Article number	Description	Price
TFD25863965-00	Chrome	3.413,-

Required Miscellaneous

Article number	Description	Price
TFD3594597090	Concealed floor fixture for free standing mixer / see page 758	1.128,-

Handrail



- Material: Brass
- Wall-mounted
- Weight per packed box 0,592 kg

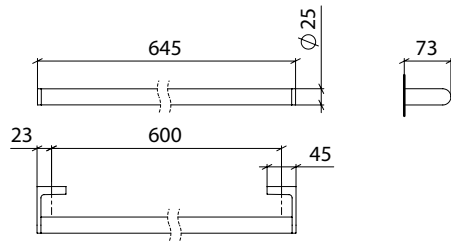
Article number	Description	Price
TFD83030965-00	Chrome	241,-

JUST

JUST

€ excl. VAT

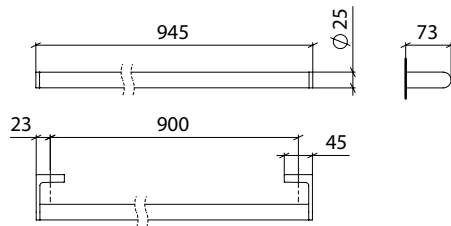
Towel rail



- Material: Brass
- Wall-mounted
- Weight per packed box 1,379 kg

Article number	Description	Price
TFD83060965-00	Chrome	249,-

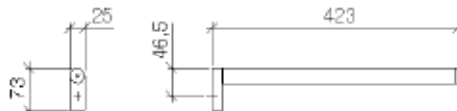
Towel rail



- Available until September 2020
- Material: Brass
- Wall-mounted
- Including: Mounting parts

Article number	Description	Price
TFD83090965-00	Chrome	229,-

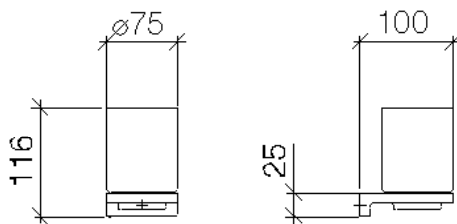
Towel rail



- Material: Brass
- Wall-mounted
- Weight per packed box 0,514 kg

Article number	Description	Price
TFD83211965-00	Chrome	219,-

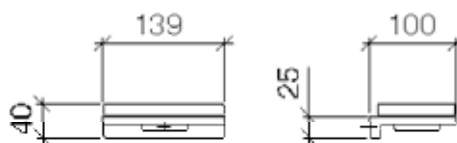
Tumbler holder



- Available until September 2020
- Material: Brass
- Wall-mounted
- Including: Mounting parts
- Glass

Article number	Description	Price
TFD83400965-00	Chrome	210,-

Soap dish



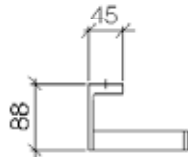
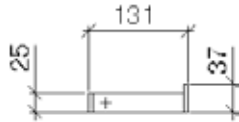
- Material: Brass
- Wall-mounted
- Including: Mounting parts
- Glass dish
- Weight per packed box 1,285 kg

Article number	Description	Price
TFD83410965-00	Chrome	216,-

JUST

€ excl. VAT

Spare toilet roll holder without cover



- Material: Brass
- Wall-mounted
- Weight per packed box 0,538 kg

Article number	Description	Price
TFD83500965-00	Chrome	173,-

JUST

LA FLEUR

€ excl. VAT

Taps

Seductive sensuality

Thanks to its smooth curves and purist appearance, La Fleur is the epitome of timeless charm. Soft contours lend elegance to the fine design, filling the bathroom with sensuality and harmony.

Design and special features

- Charming, with a touch of romance
- Smoothly rounded forms



LA FLEUR

Finishes

Chrome



Champagne

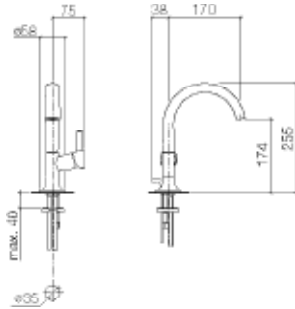


- Please note: Not every article is available in every finish. You can find all finish possibilities in the product view.

LA FLEUR

€ excl. VAT

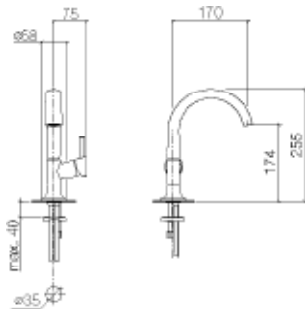
Basin mixer with side-lever



- Material: Brass
- With pop-up waste
- Deck-mounted
- Connection Type M10
- Weight per packed box 2,858 kg
- Max flow rate at 3 bar 7,0 l/min

Article number	Description	Price
TFD33500955-00	Chrome	503,-
TFD33500955-47	Champagne, Available until September 2020	996,-

Basin mixer with side-lever



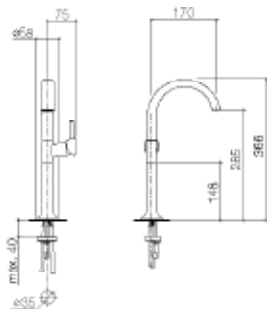
- Material: Brass
- Without waste
- Deck-mounted
- Connection Type M10
- Weight per packed box 2,000 kg
- Max flow rate at 3 bar 7,0 l/min

Article number	Description	Price
TFD33521955-00	Chrome	473,-
TFD33521955-47	Champagne, Available until September 2020	931,-

Optional miscellaneous

Article number	Description	Price
TVP00000301061	Push-Open waste, Chrome / see page 755	40,-

Tall basin mixer with side-lever



- Material: Brass
- Without waste
- Deck-mounted
- Connection Type M10
- Weight per packed box 2,300 kg
- Max flow rate at 3 bar 7,0 l/min

Article number	Description	Price
TFD33533955-00	Chrome	805,-
TFD33533955-47	Champagne, Available until September 2020	1.599,-

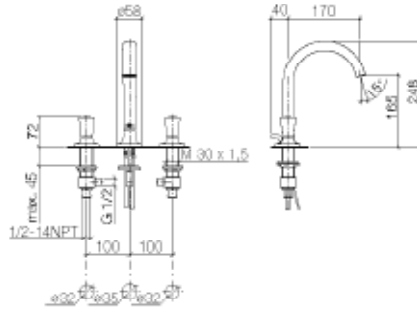
Optional miscellaneous

Article number	Description	Price
TVP00000301061	Push-Open waste, Chrome / see page 755	40,-

LA FLEUR

€ excl. VAT

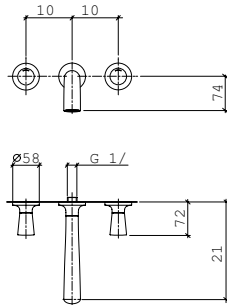
Three-hole basin mixer



- Material: Brass
- With pop-up waste
- Deck-mounted
- Connection Type 1/2"
- Weight per packed box 4,516 kg
- Max flow rate at 3 bar 8,2 l/min

Article number	Description	Price
TFD20710955-00	Chrome	953,-
TFD20710955-47	Champagne, Available until September 2020	1.892,-

Three-hole basin mixer



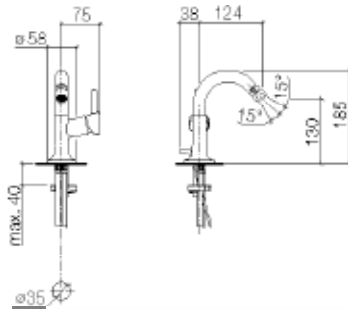
- Material: Brass
- Without waste
- Wall-mounted
- Connection Type 1/2"
- Weight per packed box 2,935 kg
- Max flow rate at 3 bar 7,0 l/min

Article number	Description	Price
TFD36712955-00	Chrome	732,-

Optional miscellaneous

Article number	Description	Price
TVP00000301061	Push-Open waste, Chrome / see page 755	40,-
TFD3570797590	Concealed installation unit for three-hole basin mixer / see page 757	280,-

Single-lever bidet mixer



- Material: Brass
- With pop-up waste
- Deck-mounted
- Connection Type M10
- Weight per packed box 2,015 kg
- Max flow rate at 3 bar 7,0 l/min

Article number	Description	Price
TFD33600955-00	Chrome	628,-
TFD33600955-47	Champagne, Available until September 2020	1.240,-

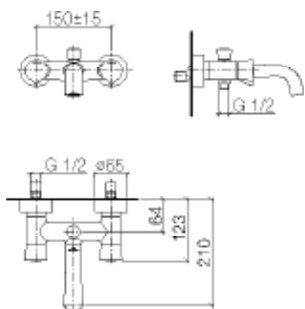
Optional miscellaneous

Article number	Description	Price
TVP00000301061	Push-Open waste, Chrome / see page 755	40,-

LA FLEUR

€ excl. VAT

Bath & shower mixer



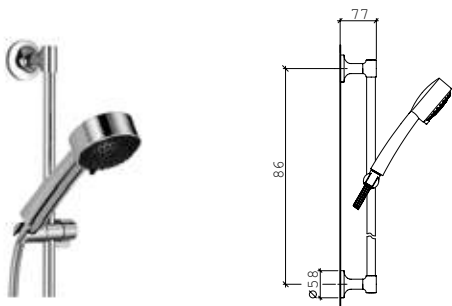
- Material: Brass
- Wall-mounted
- Including: S-Connection
- Connection Type 1/2"
- Weight per packed box 3,677 kg
- Bath spout: max flow rate at 3 bar 22,0 l/min
- With backflow preventer
- With automatic diverter

Article number	Description	Price
TFD25100955-00	Chrome	913,-
TFD25100955-47	Champagne, Available until September 2020	1.813,-

LA FLEUR ACCESSORIES

€ excl. VAT

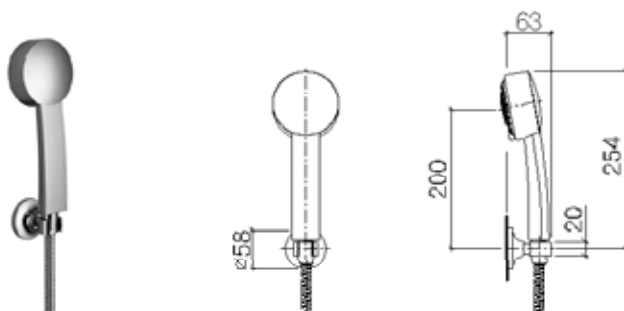
Shower set



- Available until September 2020
- Material: Brass
- Wall-mounted
- Including: Hand shower, Shower hose: 1600 mm, Shower rail
- Number of Spray Modes: 3
- Max flow rate at 3 bar 9,0 l/min
- Shower Ø 120 mm

Article number	Description	Price
TFD26403955-00	Chrome	623,-
TFD26403955-47	Champagne	1.230,-

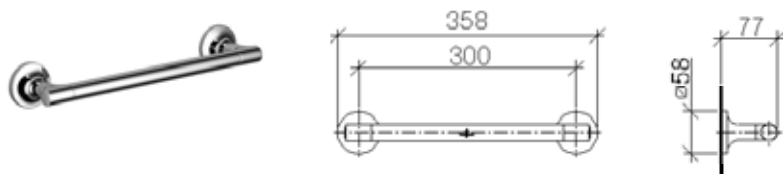
Hand shower set



- Available until September 2020
- Material: Brass
- Wall-mounted
- Including: Hand shower, Shower hose: 1600 mm, Hand shower holder
- Number of Spray Modes: 3
- Max flow rate at 3 bar 9,0 l/min
- Shower Ø 110 mm

Article number	Description	Price
TFD27805955-00	Chrome	372,-
TFD27805955-47	Champagne	730,-

Handrail



- Material: Brass
- Wall-mounted
- Weight per packed box 1,134 kg

Article number	Description	Price
TFD83030955-00	Chrome	239,-
TFD83030955-47	Champagne, Available until September 2020	465,-

Towel rail



- Material: Brass
- Wall-mounted
- Including: Mounting parts
- Weight per packed box 1,400 kg

Article number	Description	Price
TFD83060955-00	Chrome	274,-
TFD83060955-47	Champagne, Available until September 2020	533,-

Towel rail



- Material: Brass
- Wall-mounted
- Including: Mounting parts
- Weight per packed box 0,898 kg

Article number	Description	Price
TFD83200955-00	Chrome	218,-
TFD83200955-47	Champagne, Available until September 2020	423,-

LA FLEUR ACCESSORIES

€ excl. VAT

Towel rail



- Material: Brass
- Wall-mounted
- Including: Mounting parts
- Weight per packed box 0,700 kg

Article number	Description	Price
TFD83211955-00	Chrome	225,-
TFD83211955-47	Champagne, Available until September 2020	436,-

Towel hook



- Material: Brass
- Wall-mounted
- Including: Mounting parts
- Weight per packed box 0,200 kg

Article number	Description	Price
TFD83251955-00	Chrome	100,-
TFD83251955-47	Champagne, Available until September 2020	184,-

Tumbler holder



- Available until September 2020
- Material: Brass
- Wall-mounted
- Including: Mounting parts
- Glass

Article number	Description	Price
TFD83400955-00	Chrome	231,-
TFD83400955-47	Champagne	450,-

Soap dish



- Available until September 2020
- Material: Brass
- Wall-mounted
- Including: Mounting parts
- Glass dish

Article number	Description	Price
TFD83410955-00	Chrome	244,-
TFD83410955-47	Champagne	475,-

Toilet roll holder without cover



- Material: Brass
- Wall-mounted
- Including: Mounting parts
- Weight per packed box 0,650 kg

Article number	Description	Price
TFD83500955-00	Chrome	200,-
TFD83500955-47	Champagne, Available until September 2020	386,-

LA FLEUR ACCESSORIES

€ excl. VAT

Toilet roll holder with cover



- Available until September 2020
- Material: Brass
- Wall-mounted
- Including: Mounting parts

Article number	Description	Price
TFD83510955-00	Chrome	218,-
TFD83510955-47	Champagne	424,-

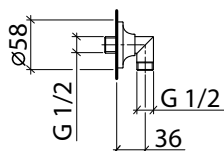
Toilet brush set



- Available until September 2020
- Material: Brass
- Wall-mounted
- Frosted glass

Article number	Description	Price
TFD83900955-00	Chrome	384,-
TFD83900955-47	Champagne	756,-

Wall outlet



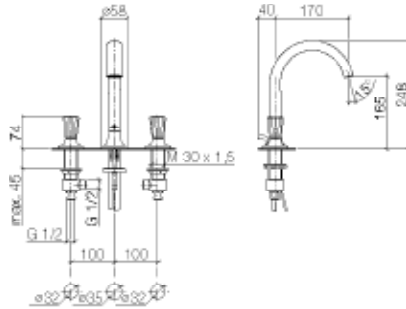
- Material: Brass
- Wall-mounted
- Connection Type 1/2"
- Hand shower hose connection 1/2"
- Weight per packed box 0,308 kg

Article number	Description	Price
TFD28450955-00	Chrome	118,-
TFD28450955-47	Champagne, Available until September 2020	224,-

LA FLEUR EXCLUSIVE

€ excl. VAT

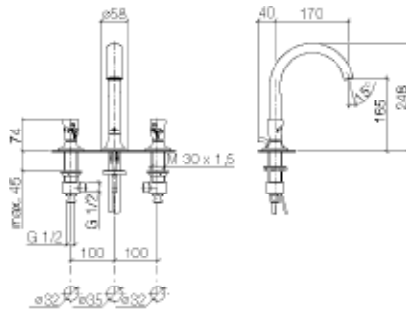
Three-hole basin mixer



- Material: Brass
- With pop-up waste
- Deck-mounted
- Connection Type 1/2"
- Handles made of Swarovski crystals
- Weight per packed box 4,293 kg
- Max flow rate at 3 bar 8,2 l/min

Article number	Description	Price
TFD20722956-00	Chrome / Crystalline	1.372,-
TFD20722956-47	Champagne, Available until September 2020	2.731,-

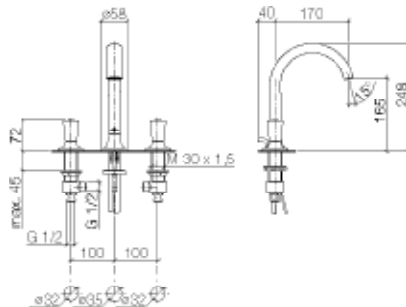
Three-hole basin mixer



- Available until September 2020
- With pop-up waste
- Material: Brass
- Deck-mounted
- Connection Type 1/2"
- Handles made of translucent glass
- Max flow rate at 3 bar 8,0 l/min

Article number	Description	Price
TFD20723956-00	Chrome / Clear crystal glass	1.136,-
TFD20723956-47	Champagne	2.260,-

Three-hole basin mixer



- Available until September 2020
- With pop-up waste
- Material: Brass
- Deck-mounted
- Connection Type 1/2"
- Handles made of porcelaine
- Max flow rate at 3 bar 8,0 l/min

Article number	Description	Price
TFD20725956-00	Chrome / Porcelain	988,-
TFD20725956-47	Champagne	1.963,-

LA FLEUR
EXCLUSIVE

LA FLEUR EXCLUSIVE

€ excl. VAT

Three-hole basin mixer



- Material: Brass
- Without waste
- Wall-mounted
- Connection Type 1/2"
- Handles made of Swarovski crystals
- Weight per packed box 2,575 kg
- Max flow rate at 3 bar 5,0 l/min

Article number	Description	Price
TFD36722956-00	Chrome / Crystalline	1.159,-

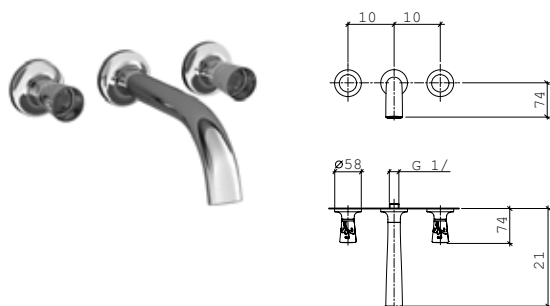
Required Miscellaneous

Article number	Description	Price
TFD3570797590	Concealed installation unit for three-hole basin mixer / see page 757	280,-

Optional miscellaneous

Article number	Description	Price
TVP00000301061	Push-Open waste, Chrome / see page 755	40,-

Three-hole basin mixer



- Material: Brass
- Without waste
- Wall-mounted
- Including: Mounting parts
- Connection Type 1/2"
- Handles made of translucent glass
- Weight per packed box 2,470 kg
- Max flow rate at 3 bar 5,0 l/min

Article number	Description	Price
TFD36723956-00	Chrome / Clear crystal glass	913,-
TFD36723956-47	Champagne, Available until September 2020	1.813,-

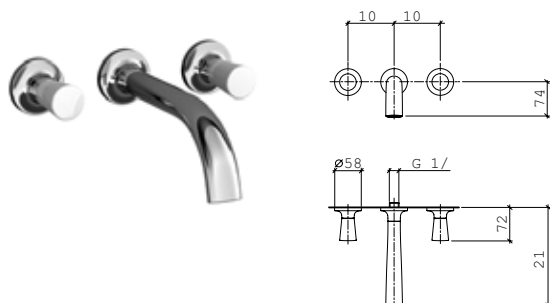
Required Miscellaneous

Article number	Description	Price
TFD3570797590	Concealed installation unit for three-hole basin mixer / see page 757	280,-

Optional miscellaneous

Article number	Description	Price
TVP00000301061	Push-Open waste, Chrome / see page 755	40,-

Three-hole basin mixer



- Material: Brass
- Without waste
- Wall-mounted
- Connection Type 1/2"
- Handles made of porcelaine
- Max flow rate at 3 bar 5,0 l/min

Article number	Description	Price
TFD36725956-00	Chrome / Porcelain	778,-
TFD36725956-47	Champagne, Available until September 2020	1.542,-

Required Miscellaneous

Article number	Description	Price
TFD3570797590	Concealed installation unit for three-hole basin mixer / see page 757	280,-

LIBERTY

€ excl. VAT

Taps

Unlimited choice

The versatile collection for project business: clear, geometric shapes, plus outlets in numerous heights and various lengths allow you to select taps that perfectly match your chosen Villeroy & Boch ceramics. Liberty facilitates planning.

Design and special features

- Compatible with >90% of the existing Villeroy & Boch ceramic washbasins
- Perfect fit for round, oval and straight-line shaped washbasins



Finishes

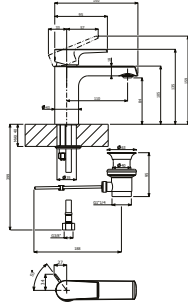
Chrome



LIBERTY

€ excl. VAT

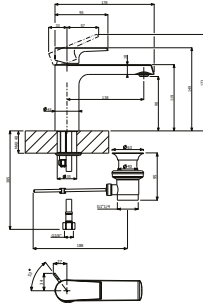
Single-lever basin mixer



- Material: Brass
- With pop-up waste
- Deck-mounted
- Connection Type 3/8"
- With adjustable aerator
- With AquaSmart feature
- With SmartPressure feature
- With AirPlus feature
- Volume per box 5,04 dm³
- Weight per packed box 2,100 kg
- Max flow rate at 3 bar 4,7 l/min
- Spout length 110 mm
- Spout height 84 mm

Article number	Description	Price
TVW10700100061	Chrome	199,-

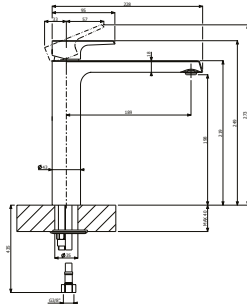
Single-lever basin mixer



- Material: Brass
- With pop-up waste
- Deck-mounted
- Connection Type 3/8"
- With adjustable aerator
- With AquaSmart feature
- With SmartPressure feature
- With AirPlus feature
- Volume per box 5,04 dm³
- Weight per packed box 2,200 kg
- Max flow rate at 3 bar 4,7 l/min
- Spout length 138 mm
- Spout height 98 mm

Article number	Description	Price
TVW10700300061	Chrome	210,-

Tall single-lever basin mixer



- Material: Brass
- Without waste
- Deck-mounted
- Connection Type 3/8"
- With adjustable aerator
- With AquaSmart feature
- With ComfortPlus feature
- With SmartPressure feature
- With AirPlus feature
- Volume per box 10,65 dm³
- Weight per packed box 2,400 kg
- Max flow rate at 3 bar 4,5 l/min
- Spout length 189 mm
- Spout height 198 mm

Article number	Description	Price
TVW10700400061	Chrome	295,-

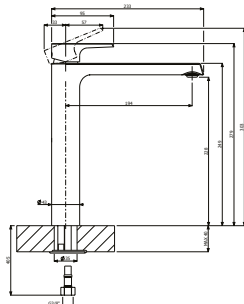
Optional miscellaneous

Article number	Description	Price
TVP00000301061	Push-Open waste, Chrome / see page 755	40,-

LIBERTY

€ excl. VAT

Tall single-lever basin mixer



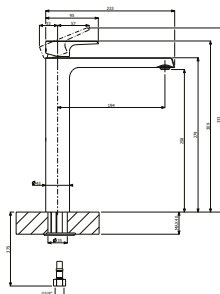
- Material: Brass
- Without waste
- Deck-mounted
- Connection Type 3/8"
- With adjustable aerator
- With AquaSmart feature
- With ComfortPlus feature
- With SmartPressure feature
- With AirPlus feature
- Volume per box 10,65 dm³
- Weight per packed box 2,500 kg
- Max flow rate at 3 bar 4,7 l/min
- Spout length 194 mm
- Spout height 228 mm

Article number	Description	Price
TVW10700500061	Chrome	320,-

Optional miscellaneous

Article number	Description	Price
TVP00000301061	Push-Open waste, Chrome / see page 755	40,-

Tall single-lever basin mixer



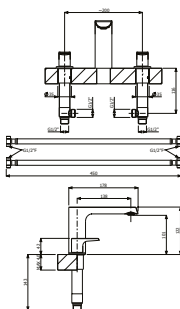
- Material: Brass
- Without waste
- Deck-mounted
- Connection Type 3/8"
- With adjustable aerator
- With AquaSmart feature
- With ComfortPlus feature
- With SmartPressure feature
- With AirPlus feature
- Volume per box 10,65 dm³
- Weight per packed box 2,600 kg
- Max flow rate at 3 bar 4,7 l/min
- Spout length 194 mm
- Spout height 258 mm

Article number	Description	Price
TVW10700600061	Chrome	340,-

Optional miscellaneous

Article number	Description	Price
TVP00000301061	Push-Open waste, Chrome / see page 755	40,-

Three-hole basin mixer



- Material: Brass
- Without waste
- Deck-mounted
- Connection Type 3/8"
- With adjustable aerator
- With SmartPressure feature
- With AirPlus feature
- With AquaSmart feature
- Volume per box 10,44 dm³
- Weight per packed box 2,500 kg
- Max flow rate at 3 bar 5,2 l/min
- Spout length 138 mm
- Spout height 101 mm

Article number	Description	Price
TVW10700700061	Chrome	483,-

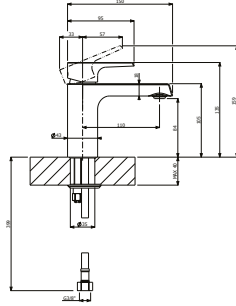
Optional miscellaneous

Article number	Description	Price
TVP00000301061	Push-Open waste, Chrome / see page 755	40,-

LIBERTY

€ excl. VAT

Cold water tap



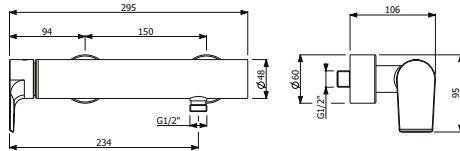
- Material: Brass
- Without waste
- Deck-mounted
- Connection Type 3/8"
- With adjustable aerator
- With AquaSmart feature
- With SmartPressure feature
- With AirPlus feature
- Volume per box 5,04 dm³
- Weight per packed box 1,800 kg
- Max flow rate at 3 bar 4,9 l/min
- Spout length 110 mm
- Spout height 84 mm

Article number	Description	Price
TVW10700200061	Chrome	195,-

Optional miscellaneous

Article number	Description	Price
TVP00000301061	Push-Open waste, Chrome / see page 755	40,-

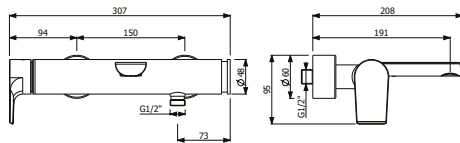
Single-lever shower mixer



- Material: Brass
- Wall-mounted
- Including: S-Connection
- Connection Type 1/2"
- Hand shower hose connection 1/2"
- Volume per box 10,44 dm³
- Weight per packed box 2,800 kg
- With backflow preventer

Article number	Description	Price
TVS10700300061	Chrome	380,-

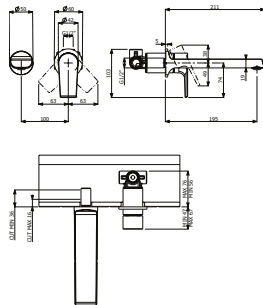
Bath & shower mixer



- Material: Brass
- Wall-mounted
- Including: S-Connection
- Connection Type 1/2"
- Hand shower hose connection 1/2"
- With adjustable aerator
- With AirPlus feature
- Volume per box 10,44 dm³
- Weight per packed box 3,100 kg
- Bath spout: max flow rate at 3 bar 21,9 l/min
- With backflow preventer
- With automatic, concealed diverter

Article number	Description	Price
TVT10700100061	Chrome	430,-

Single-lever basin mixer



- Material: Brass
- Without waste
- Wall-mounted
- Connection Type 1/2"
- With adjustable aerator
- With SmartPressure feature
- With AirPlus feature
- Volume per box 10,44 dm³
- Weight per packed box 2,100 kg
- Max flow rate at 3 bar 4,9 l/min
- Spout length 195 mm

Article number	Description	Price
TVW10700800061	Chrome	380,-

Optional miscellaneous

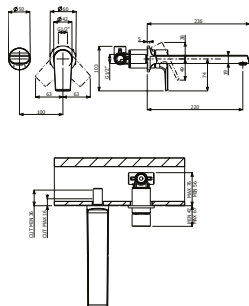
Article number	Description	Price
TVP00000301061	Push-Open waste, Chrome / see page 755	40,-

LIBERTY

LIBERTY

€ excl. VAT

Single-lever basin mixer



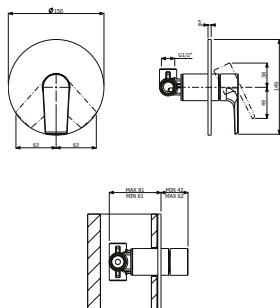
- Material: Brass
- Without waste
- Wall-mounted
- Connection Type 1/2"
- With adjustable aerator
- With AquaSmart feature
- With SmartPressure feature
- With AirPlus feature
- Volume per box 10,44 dm³
- Weight per packed box 2,300 kg
- Max flow rate at 3 bar 4,8 l/min
- With backflow preventer
- Spout length 220 mm

Article number	Description	Price
TVW10700800161	Chrome	390,-

Optional miscellaneous

Article number	Description	Price
TVP00000301061	Push-Open waste, Chrome / see page 755	40,-

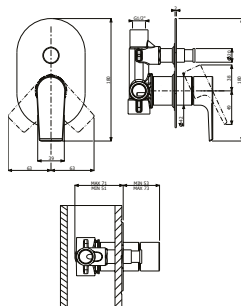
Concealed single-lever bath & shower mixer



- Material: Brass
- Wall-mounted
- Including: Concealed installation units
- Volume per box 1,642 dm³
- Weight per packed box 1,000 kg
- With backflow preventer

Article number	Description	Price
TVS10700100061	Chrome	210,-

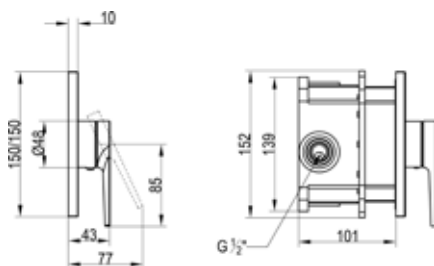
Concealed single-lever bath & shower mixer



- Material: Brass
- Wall-mounted
- Including: Concealed installation units
- Volume per box 5,04 dm³
- Weight per packed box 1,300 kg
- With automatic diverter

Article number	Description	Price
TVS10700200061	Chrome	280,-

Concealed single-lever bath & shower mixer



- Material: Brass
- Wall-mounted
- Volume per box 6,552 dm³
- Weight per packed box 1,875 kg

Article number	Description	Price
TVS10700400061	Chrome	200,-

Required Miscellaneous

Article number	Description	Price
TVS00035100000	Vi-Box universal concealed installation unit for single-lever mixer, Chrome / see page 755	55,-

O.NOVO

€ excl. VAT

Taps

Strikingly discreet

The O.novo design language impresses with its simplicity and clarity. The modest shapes with rounded edges can be combined in many ways, always looking good.

Design and special features

- Lever and spout match the O.novo ceramic design
- Integrated EasyClean aerator



Finishes

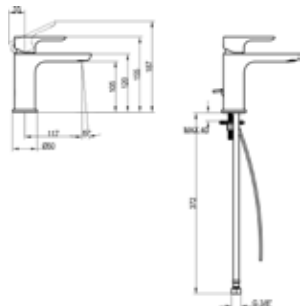
Chrome



O.NOVO

€ excl. VAT

Single-lever basin mixer



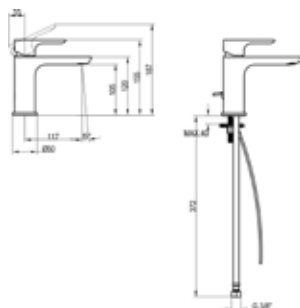
- Material: Brass
- With pop-up waste
- Deck-mounted
- Connection Type 3/8"
- With AquaSmart feature
- With SmartPressure feature
- With EasyClean feature
- With AirPlus feature
- Volume per box 6,552 dm³
- Weight per packed box 2,500 kg
- Max flow rate at 3 bar 4,6 l/min

Article number	Description	Price
TVW10410111061	Chrome	132,-

Alternative product

Article number	Description	Price
TVW10410311061	Single-lever basin mixer, Chrome / see page 715	119,-

Single-lever basin mixer



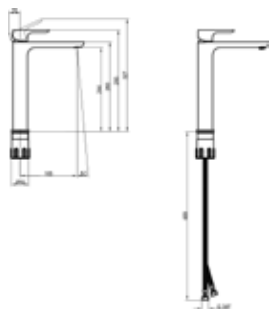
- Material: Brass
- Deck-mounted
- Connection Type 3/8"
- With AquaSmart feature
- With SmartPressure feature
- With EasyClean feature
- With AirPlus feature
- Volume per box 6,552 dm³
- Weight per packed box 2,500 kg
- Max flow rate at 3 bar 4,6 l/min

Article number	Description	Price
TVW10410311061	Chrome	119,-

Alternative product

Article number	Description	Price
TVW10410111061	Single-lever basin mixer, Chrome / see page 715	132,-

Tall single-lever basin mixer



- Material: Brass
- With push-open waste
- Deck-mounted
- Connection Type 3/8"
- With AquaSmart feature
- With SmartPressure feature
- With ComfortPlus feature
- With EasyClean feature
- With AirPlus feature
- Volume per box 9,488 dm³
- Weight per packed box 2,800 kg
- Max flow rate at 3 bar 4,8 l/min

Article number	Description	Price
TVW10410511061	Chrome	189,-

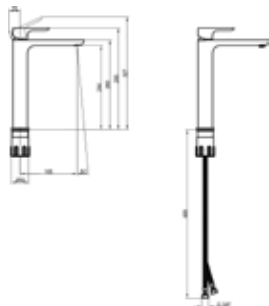
Alternative product

Article number	Description	Price
TVW10410611061	Tall single-lever basin mixer, Chrome / see page 716	181,-

O.NOVO

€ excl. VAT

Tall single-lever basin mixer



- Material: Brass
- Deck-mounted
- Connection Type 3/8"
- With AquaSmart feature
- With SmartPressure feature
- With ComfortPlus feature
- With EasyClean feature
- With AirPlus feature
- Volume per box 9,488 dm³
- Weight per packed box 2,800 kg
- Max flow rate at 3 bar 4,8 l/min

Article number	Description	Price
TVW10410611061	Chrome	181,-

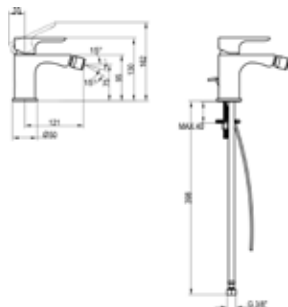
Alternative product

Article number	Description	Price
TVW10410511061	Tall single-lever basin mixer, Chrome / see page 715	189,-

Required Miscellaneous

Article number	Description	Price
TVW00015200000	Universal concealed installation unit for single-lever mixer, Chrome / see page 756	75,-

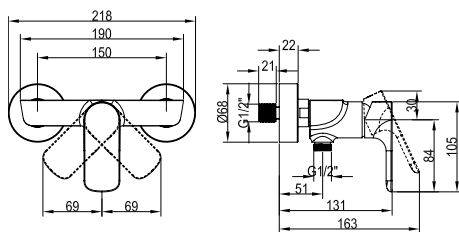
Single-lever bidet mixer



- Material: Brass
- With pop-up waste
- Deck-mounted
- Connection Type 3/8"
- With AirPlus feature
- Volume per box 6,552 dm³
- Weight per packed box 1,500 kg
- Max flow rate at 3 bar 4,8 l/min

Article number	Description	Price
TVB10420111061	Chrome	135,-

Single-lever shower mixer



- Material: Brass
- Wall-mounted
- Including: S-Connection
- Hand shower hose connection 1/2"
- Volume per box 6,868 dm³
- Weight per packed box 1,600 kg
- With backflow preventer

Article number	Description	Price
TVS10400100061	Chrome	126,-

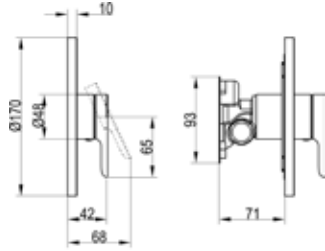
Optional miscellaneous

Article number	Description	Price
TVS1086000161	Shower set, Chrome / see page 681	103,-
TVS1086000261	Shower set with three spray types, Chrome / see page 681	130,-
TVS1086000361	Shower set with three spray types, Chrome / see page 686	136,-
TVS1089000161	Shower set with three spray types, Chrome / see page 686	141,-

O.NOVO

€ excl. VAT

Concealed single-lever bath & shower mixer



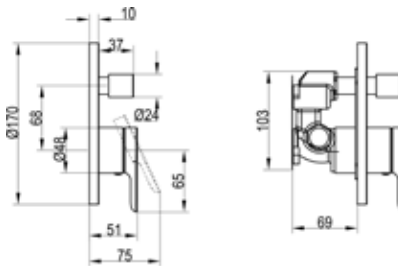
- Material: Brass
- Wall-mounted
- Volume per box 6,552 dm³
- Weight per packed box 1,875 kg

Article number	Description	Price
TVS10435200061	Chrome	133,-

Required Miscellaneous

Article number	Description	Price
TVS00035100000	Vi-Box universal concealed installation unit for single-lever mixer, Chrome / see page 755	55,-

Concealed single-lever bath & shower mixer



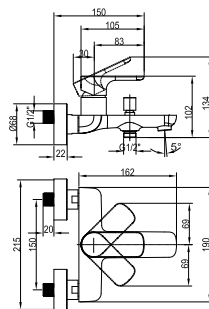
- Material: Brass
- Wall-mounted
- Volume per box 6,552 dm³
- Weight per packed box 1,875 kg
- With automatic diverter

Article number	Description	Price
TVS10435300061	Chrome	147,-

Required Miscellaneous

Article number	Description	Price
TVS00035100000	Vi-Box universal concealed installation unit for single-lever mixer, Chrome / see page 755	55,-

Single-lever bath & shower mixer



- Material: Brass
- Wall-mounted
- Including: S-Connection
- Hand shower hose connection 1/2"
- With AirPlus feature
- With EasyClean feature
- Volume per box 4,959 dm³
- Weight per packed box 3,282 kg
- Bath spout: max flow rate at 3 bar 28.2 l/min
- With backflow preventer
- With automatic diverter

Article number	Description	Price
TVT10400100061	Chrome	158,-

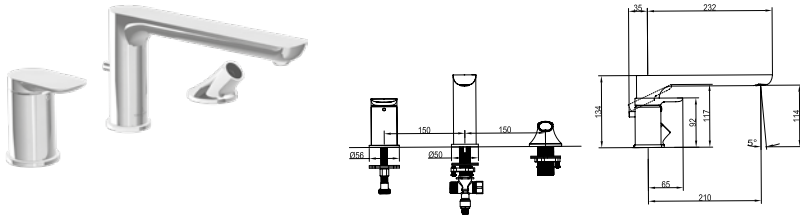
Optional miscellaneous

Article number	Description	Price
TVS1086000161	Shower set, Chrome / see page 681	103,-
TVS1086000261	Shower set with three spray types, Chrome / see page 681	130,-
TVS1086000361	Shower set with three spray types, Chrome / see page 686	136,-
TVS1089000161	Shower set with three spray types, Chrome / see page 686	141,-

O.NOVO

€ excl. VAT

Three-hole bath rim mixer



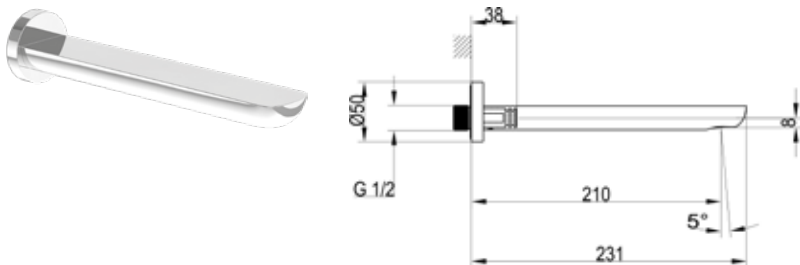
- Material: Brass
- Deck-mounted
- Including: Shower hose
- Connection Type 1/2"
- With EasyClean feature
- With AirPlus feature
- Volume per box 11,152 dm³
- Weight per packed box 3,800 kg
- Bath spout: max flow rate at 3 bar 13,1 l/min
- With backflow preventer

Article number	Description	Price
TVT10400200061	Chrome	722,-

Optional miscellaneous

Article number	Description	Price
TVS1084110161	Hand shower, Chrome / see page 680	36,-
TVS1084120161	Hand shower with three spray types, Chrome / see page 680	59,-
TVS1084110261	Hand shower, Chrome / see page 680	36,-
TVS1084120261	Hand shower with three spray types, Chrome / see page 680	59,-
TVS1084130161	Hand shower with three spray types, Chrome / see page 685	62,-
TVS1084130261	Hand shower with three spray types, Chrome / see page 685	62,-

Bath spout



- Material: Brass
- Wall-mounted
- Connection Type 1/2"
- With EasyClean feature
- With AirPlus feature
- Volume per box 1,323 dm³
- Weight per packed box 0,810 kg
- Max flow rate at 3 bar 20,2 l/min

Article number	Description	Price
TVT10450500061	Chrome	82,-

O.NOVO START

€ excl. VAT

Taps

Exceptionally attractive

Narrow contours and curved transitions characterise the design of O.novo Start. An eye-catcher in the modern bathroom, perfect Villeroy & Boch quality at an attractive price point.

Design and special features

- Thanks to 3 different heights, the basin mixers can be combined with a variety of different washbasins,
- Integrated EasyClean aerator



Finishes

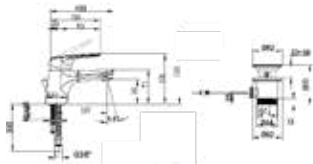
Chrome



O.NOVO START

€ excl. VAT

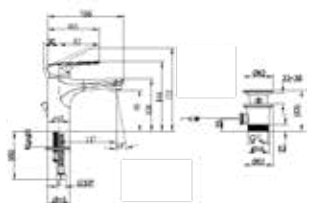
Single-lever basin mixer



- Material: Brass
- With pop-up waste
- Deck-mounted
- Connection Type 3/8"
- With AquaSmart feature
- With SmartPressure feature
- With EasyClean feature
- With AirPlus feature
- Volume per box 6,552 dm³
- Weight per packed box 1,683 kg
- Max flow rate at 3 bar 4,3 l/min

Article number	Description	Price
TVW10514111061	Chrome	87,-

Single-lever basin mixer




- Material: Brass
- With pop-up waste
- Deck-mounted
- Connection Type 3/8"
- With AquaSmart feature
- With SmartPressure feature
- With EasyClean feature
- With AirPlus feature
- Volume per box 6,552 dm³
- Weight per packed box 1,823 kg
- Max flow rate at 3 bar 4,5 l/min

Article number	Description	Price
TVW10510111061	Chrome	102,-

Alternative product

Article number	Description	Price
TVW10510311061	Single-lever basin mixer, Chrome / see page 720	101,-

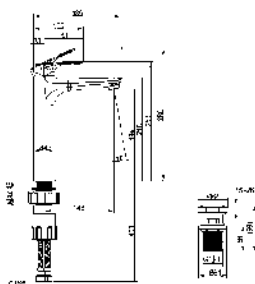
Single-lever basin mixer



- Material: Brass
- Deck-mounted
- Connection Type 3/8"
- With AquaSmart feature
- With SmartPressure feature
- With EasyClean feature
- With AirPlus feature
- Volume per box 6,552 dm³
- Weight per packed box 1,823 kg
- Max flow rate at 3 bar 4,5 l/min

Article number	Description	Price
TVW10510311061	Chrome	101,-

Tall single-lever basin mixer



- Material: Brass
- With push-open waste
- Deck-mounted
- Connection Type 3/8"
- With AquaSmart feature
- With SmartPressure feature
- With EasyClean feature
- With AirPlus feature
- Volume per box 6,552 dm³
- Weight per packed box 2,414 kg
- Max flow rate at 3 bar 4,6 l/min

Article number	Description	Price
TVW10510511061	Chrome	159,-

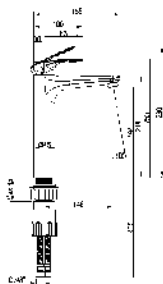
Alternative product

Article number	Description	Price
TVW10510611061	Tall single-lever basin mixer, Chrome / see page 721	152,-

O.NOVO START

€ excl. VAT

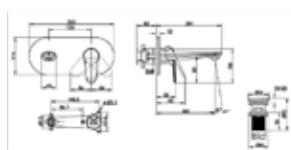
Tall single-lever basin mixer



- Material: Brass
- Deck-mounted
- Connection Type 3/8"
- With AquaSmart feature
- With SmartPressure feature
- With EasyClean feature
- With AirPlus feature
- Volume per box 6,552 dm³
- Weight per packed box 2,414 kg
- Max flow rate at 3 bar 4,6 l/min

Article number	Description	Price
TVW10510611061	Chrome	152,-

Single-lever basin mixer



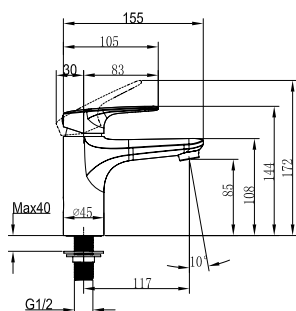
- Material: Brass
- With push-open waste
- Wall-mounted
- With AquaSmart feature
- With EasyClean feature
- With AirPlus feature
- With SmartPressure feature
- Volume per box 6,552 dm³
- Weight per packed box 2,768 kg
- Max flow rate at 3 bar 4,4 l/min

Article number	Description	Price
TVW10511211061	Chrome	164,-

Required Miscellaneous

Article number	Description	Price
TVW00015200000	Universal concealed installation unit for single-lever mixer, Chrome / see page 756	75,-

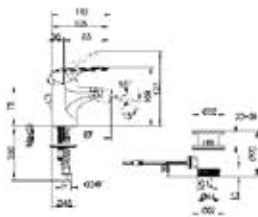
Cold water tap



- Material: Brass
- With pop-up waste
- Deck-mounted
- Including: Compression fitting
- Connection Type 1/2"
- With AquaSmart feature
- With AirPlus feature
- With SmartPressure feature
- With EasyClean feature
- Volume per box 2,52 dm³
- Weight per packed box 0,770 kg
- Max flow rate at 3 bar 4,5 l/min

Article number	Description	Price
TVW10500111061	Chrome	93,-

Single-lever bidet mixer



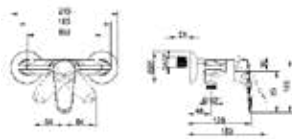
- Material: Brass
- With pop-up waste
- Deck-mounted
- Connection Type 3/8"
- With AirPlus feature
- With EasyClean feature
- With SmartPressure feature
- Volume per box 6,552 dm³
- Weight per packed box 1,620 kg
- Max flow rate at 3 bar 4,5 l/min

Article number	Description	Price
TVB10520111061	Chrome	114,-

O.NOVO START

€ excl. VAT

Single-lever shower mixer



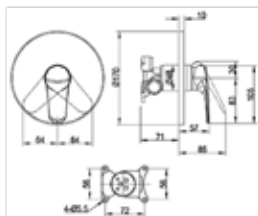
- Material: Brass
- Wall-mounted
- Including: S-Connection
- Connection Type 1/2"
- Volume per box 4,974 dm³
- Weight per packed box 1,337 kg
- With backflow preventer

Article number	Description	Price
TVS10530111061	Chrome	116,-

Optional miscellaneous

Article number	Description	Price
TVS1086000161	Shower set, Chrome / see page 681	103,-
TVS1086000261	Shower set with three spray types, Chrome / see page 681	130,-
TVS1086000361	Shower set with three spray types, Chrome / see page 686	136,-
TVS1089000161	Shower set with three spray types, Chrome / see page 686	141,-

Concealed single-lever bath & shower mixer



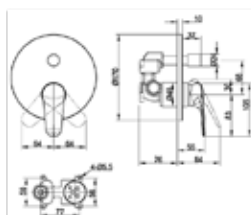
- Material: Brass
- Wall-mounted
- Volume per box 4,974 dm³
- Weight per packed box 1,336 kg

Article number	Description	Price
TVS10535211061	Chrome	111,-

Required Miscellaneous

Article number	Description	Price
TVS00035100000	Vi-Box universal concealed installation unit for single-lever mixer, Chrome / see page 755	55,-

Concealed single-lever bath & shower mixer



- Material: Brass
- Wall-mounted
- Volume per box 6,552 dm³
- Weight per packed box 1,879 kg
- With automatic diverter

Article number	Description	Price
TVS10535311061	Chrome	124,-

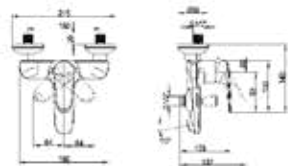
Required Miscellaneous

Article number	Description	Price
TVS00035100000	Vi-Box universal concealed installation unit for single-lever mixer, Chrome / see page 755	55,-

O.NOVO START

€ excl. VAT

Single-lever bath & shower mixer



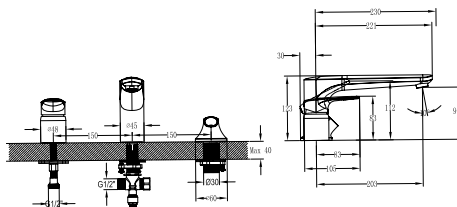
- Material: Brass
- Wall-mounted
- Including: S-Connection
- Connection Type 1/2"
- With EasyClean feature
- With AirPlus feature
- Volume per box 4,974 dm³
- Weight per packed box 1,710 kg
- Bath spout: max flow rate at 3 bar 21,6 l/min
- With automatic diverter

Article number	Description	Price
TVT10550111061	Chrome	132,-

Optional miscellaneous

Article number	Description	Price
TVS1086000161	Shower set, Chrome / see page 681	103,-
TVS1086000261	Shower set with three spray types, Chrome / see page 681	130,-
TVS1086000361	Shower set with three spray types, Chrome / see page 686	136,-
TVS1089000161	Shower set with three spray types, Chrome / see page 686	141,-

Three-hole bath rim mixer



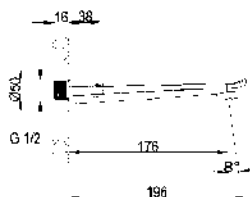
- Material: Brass
- Deck-mounted
- Including: Shower hose
- With AirPlus feature
- With EasyClean feature
- Volume per box 11,152 dm³
- Weight per packed box 4,000 kg
- Bath spout: max flow rate at 3 bar 19,6 l/min
- With backflow preventer
- With automatic diverter

Article number	Description	Price
TVT10500100061	Chrome	273,-

Optional miscellaneous

Article number	Description	Price
TVS1084110161	Hand shower, Chrome / see page 680	36,-
TVS1084120161	Hand shower with three spray types, Chrome / see page 680	59,-
TVS1084110261	Hand shower, Chrome / see page 680	36,-
TVS1084120261	Hand shower with three spray types, Chrome / see page 680	59,-
TVS1084130161	Hand shower with three spray types, Chrome / see page 685	62,-
TVS1084130261	Hand shower with three spray types, Chrome / see page 685	62,-

Bath spout



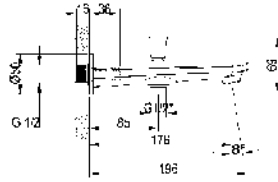
- Material: Brass
- Wall-mounted
- Connection Type 1/2"
- With AirPlus feature
- Volume per box 1,323 dm³
- Weight per packed box 0,822 kg
- Max flow rate at 3 bar 27,5 l/min

Article number	Description	Price
TVT10550511061	Chrome	64,-

O.NOVO START

€ excl. VAT

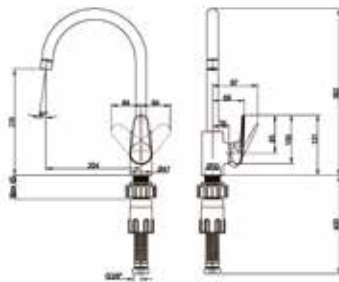
Bath spout with diverter



- Material: Brass
- Wall-mounted
- Connection Type 1/2"
- With AirPlus feature
- Volume per box 1,323 dm³
- Weight per packed box 1,015 kg
- Max flow rate at 3 bar 29,1 l/min
- With automatic diverter

Article number	Description	Price
TVT10550811061	Chrome	79,-

Single-lever kitchen mixer



- Material: Brass
- Deck-mounted
- Connection Type 1/2"
- With AirPlus feature
- With SmartPressure feature
- Volume per box 9,488 dm³
- Weight per packed box 1,862 kg
- Max flow rate at 3 bar 11,1 l/min

Article number	Description	Price
TVK10510111061	Chrome	123,-

SQUARE

€ excl. VAT

Taps

An impressive presence

Square is the sum of powerful dimensions and high-quality material. Its characteristic design is an elegant highlight in the bathroom, creating a sublime charisma.

Design and special features

- Various geometric shapes merge to create an aesthetic unit
- Expressive design



Finishes

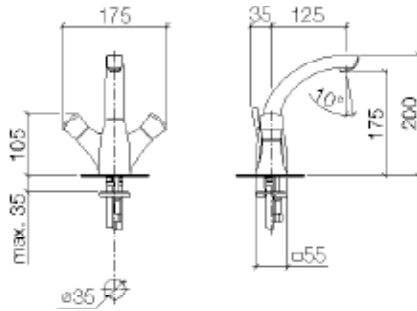
Chrome



SQUARE

€ excl. VAT

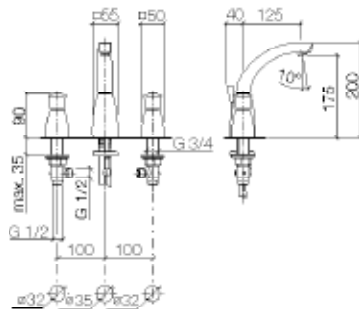
Two-handle basin mixer



- Available until September 2020
- With pop-up waste
- Deck-mounted
- Max flow rate at 3 bar 7,0 l/min

Article number	Description	Price
TFD22510910-00	Chrome	727,-

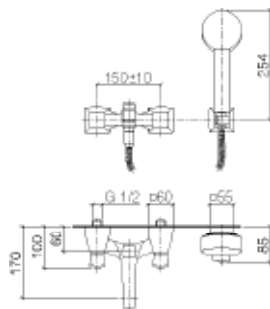
Three-hole basin mixer



- Available until September 2020
- With pop-up waste
- Deck-mounted
- Max flow rate at 3 bar 7,0 l/min

Article number	Description	Price
TFD20710910-00	Chrome	1.049,-

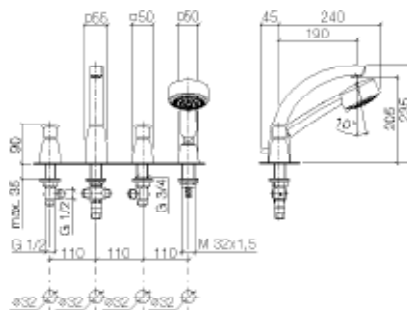
Bath & shower mixer with hand shower



- Available until September 2020
- Wall-mounted
- Hand shower hose connection 1/2"
- Number of Spray Modes: 3
- Bath spout: max flow rate at 3 bar 22,0 l/min
- Hand shower: max flow rate at 3 bar 9,0 l/min
- With backflow preventer
- Shower Ø 150 mm
- With automatic diverter

Article number	Description	Price
TFD25133910-00	Chrome	1.445,-

Four-hole bath rim mixer with hand shower



- Available until September 2020
- Deck-mounted
- Number of Spray Modes: 3
- Bath spout: max flow rate at 3 bar 22,0 l/min
- Hand shower: max flow rate at 3 bar 7,6 l/min
- With backflow preventer
- Shower Ø 35 mm
- With automatic diverter

Article number	Description	Price
TFD27512910-00	Chrome	2.065,-

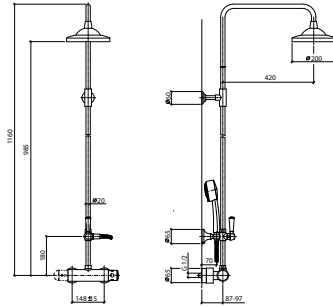
Optional miscellaneous

Article number	Description	Price
TFD1261497090	Perfecto mounting kit, Chrome / see page 758	1.375,-
TFD12801970-00	Decorative caps for Perfecto installation method, Chrome / see page 759	58,-

SQUARE

€ excl. VAT

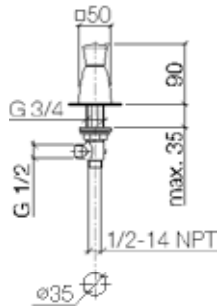
Shower system



- Available until September 2020
- Wall-mounted
- Including: Shower rail, Hand shower holder, Hand shower, Rain shower, Rain shower arm, Shower hose: 1600 mm
- Number of Spray Modes: 1
- Max flow rate at 3 bar 9,0 l/min
- Hand shower: max flow rate at 3 bar 9,0 l/min
- With backflow preventer
- Shower Ø 200/95 mm
- With automatic diverter

Article number	Description	Price
TFD34455970-00	Chrome	2.538,-

Handle set for bath rim mixer



- Available until September 2020
- Deck-mounted

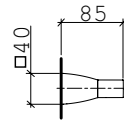
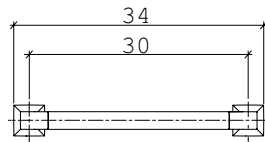
Article number	Description	Price
TFD20000910-00	Chrome	245,-

SQUARE

SQUARE ACCESSORIES

€ excl. VAT

Handrail



- Available until September 2020
- Wall-mounted
- Including: Mounting parts

Article number	Description	Price
TFD83030910-00	Chrome	275,-

Towel rail



- Available until September 2020
- Wall-mounted
- Including: Mounting parts

Article number	Description	Price
TFD83211910-00	Chrome	241,-

Towel hook



- Available until September 2020
- Wall-mounted
- Including: Mounting parts

Article number	Description	Price
TFD83251910-00	Chrome	99,-

Tumbler holder



- Available until September 2020
- Wall-mounted
- Including: Mounting parts
- Crystal glass, transparent

Article number	Description	Price
TFD83400910-00	Chrome	283,-

Soap dish



- Available until September 2020
- Wall-mounted
- Dish made of frosted glass

Article number	Description	Price
TFD83410910-00	Chrome	306,-

SQUARE ACCESSORIES

€ excl. VAT

Toilet roll holder with cover



- Available until September 2020
- Wall-mounted
- Including: Mounting parts

Article number	Description	Price
TFD83510910-00	Chrome	269,-

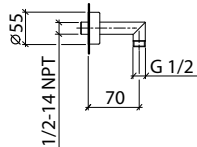
Mirror lamp



- Available until September 2020
- Wall-mounted
- Including: Mounting parts

Article number	Description	Price
TFD83300910-00	Chrome	499,-

Wall outlet



- Available until September 2020
- Wall-mounted
- Hand shower hose connection 1/2"
- Hand shower outlet: 1/2"

Article number	Description	Price
TFD28450910-00	Chrome	193,-

Toilet brush set



- Available until September 2020
- Wall-mounted
- Frosted glass

Article number	Description	Price
TFD83900910-00	Chrome	425,-

SUBWAY 2.0

€ excl. VAT

Taps

Harmony of function and form

The extraordinary to everyday life finds its expression in Subway 2.0. Modest and fascinating at the same time. A tap collection that balances modern design and perfect functionality. By combining clean, straight lines and curved elements, Subway 2.0 intuitively blends into any bathroom.

Design and special features

- Basin mixers: contemporary shaped body and spout with flowing transitions
- Timeless, natural design language that sets trends in urban settings



Finishes

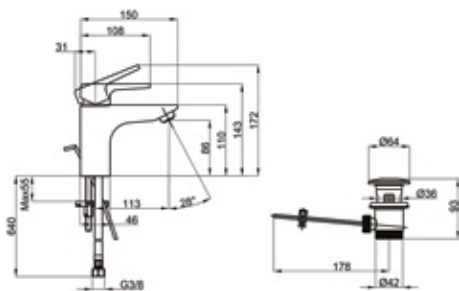
Chrome



SUBWAY 2.0

€ excl. VAT

Single-lever basin mixer



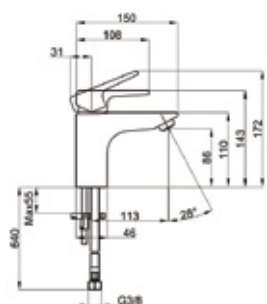
- Material: Brass
- With pop-up waste
- Deck-mounted
- Connection Type 3/8"
- With AquaSmart feature
- With EasyClean feature
- Volume per box 6,996 dm³
- Weight per packed box 2,247 kg
- Max flow rate at 3 bar 5,0 l/min

Article number	Description	Price
TVW10210111061	Chrome	204,-

Alternative product

Article number	Description	Price
TVW10210311061	Single-lever basin mixer, Chrome / see page 732	186,-

Single-lever basin mixer



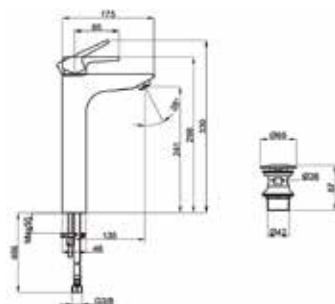
- Material: Brass
- Deck-mounted
- Connection Type 3/8"
- With AquaSmart feature
- With EasyClean feature
- Volume per box 6,996 dm³
- Weight per packed box 2,247 kg
- Max flow rate at 3 bar 5,0 l/min

Article number	Description	Price
TVW10210311061	Chrome	186,-

Alternative product

Article number	Description	Price
TVW10210111061	Single-lever basin mixer, Chrome / see page 732	204,-

Tall single-lever basin mixer



- Material: Brass
- With push-open waste
- Deck-mounted
- Connection Type 3/8"
- With AquaSmart feature
- With ComfortPlus feature
- With EasyClean feature
- Volume per box 10,032 dm³
- Weight per packed box 3,232 kg
- Max flow rate at 3 bar 4,7 l/min

Article number	Description	Price
TVW10210511061	Chrome	337,-

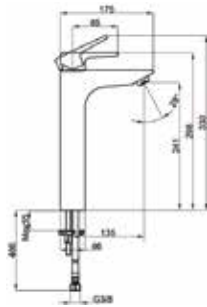
Alternative product

Article number	Description	Price
TVW10210611061	Tall single-lever basin mixer, Chrome / see page 733	325,-

SUBWAY 2.0

€ excl. VAT

Tall single-lever basin mixer



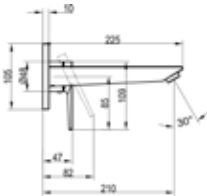
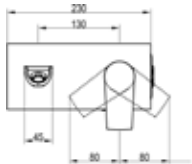

- Material: Brass
- Deck-mounted
- Connection Type 3/8"
- With AquaSmart feature
- With ComfortPlus feature
- With EasyClean feature
- Volume per box 10,032 dm³
- Weight per packed box 3,232 kg
- Max flow rate at 3 bar 4,7 l/min

Article number	Description	Price
TVW10210611061	Chrome	325,-

Alternative product

Article number	Description	Price
TVW10210511061	Tall single-lever basin mixer, Chrome / see page 732	337,-

Single-lever basin mixer



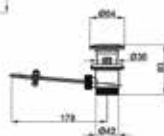
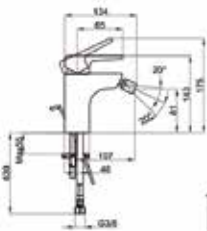
- Material: Brass
- With push-open waste
- Wall-mounted
- With AquaSmart feature
- With EasyClean feature
- With SmartPressure feature
- Volume per box 6,552 dm³
- Weight per packed box 3,320 kg
- Max flow rate at 3 bar 4,7 l/min

Article number	Description	Price
TVW10211211061	Chrome	341,-

Required Miscellaneous

Article number	Description	Price
TVW00015200000	Universal concealed installation unit for single-lever mixer, Chrome / see page 756	75,-

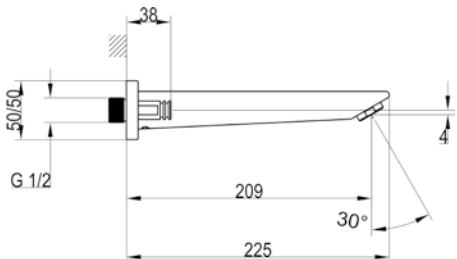
Single-lever bidet mixer



- Material: Brass
- With pop-up waste
- Deck-mounted
- Connection Type 3/8"
- With AquaSmart feature
- With SmartPressure feature
- Volume per box 6,996 dm³
- Weight per packed box 2,190 kg
- Max flow rate at 3 bar 4,5 l/min

Article number	Description	Price
TVB10220111061	Chrome	195,-

Bath spout



- Material: Brass
- Wall-mounted
- Connection Type 1/2"
- With EasyClean feature
- Volume per box 1,323 dm³
- Weight per packed box 1,125 kg
- Max flow rate at 3 bar 33,3 l/min

92P

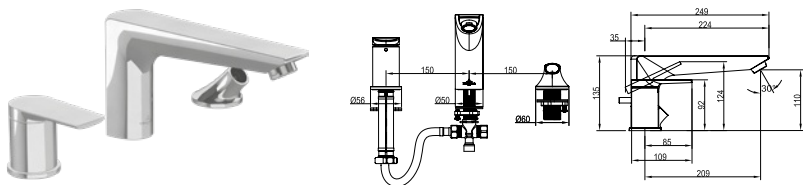
Article number	Description	Price
TVT10250500061	Chrome	127,-

SUBWAY 2.0

SUBWAY 2.0

€ excl. VAT

Three-hole bath rim mixer



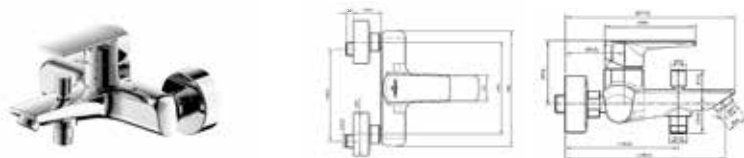
- Material: Brass
- Deck-mounted
- Including: Shower hose
- Connection Type 1/2"
- Volume per box 11,152 dm³
- Weight per packed box 4,300 kg
- Bath spout: max flow rate at 3 bar 15,4 l/min
- With automatic diverter

Article number	Description	Price
TVT10200100061	Chrome	1.143,-

Optional miscellaneous

Article number	Description	Price
TVS1084110161	Hand shower, Chrome / see page 680	36,-
TVS1084120161	Hand shower with three spray types, Chrome / see page 680	59,-
TVS1084110261	Hand shower, Chrome / see page 680	36,-
TVS1084120261	Hand shower with three spray types, Chrome / see page 680	59,-
TVS1084130161	Hand shower with three spray types, Chrome / see page 685	62,-
TVS1084130261	Hand shower with three spray types, Chrome / see page 685	62,-

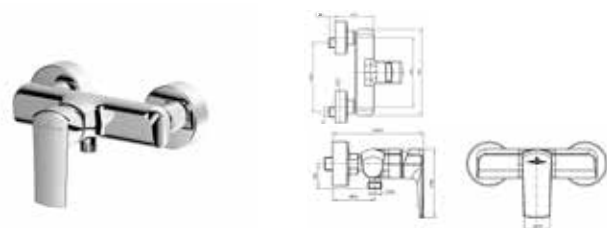
Single-lever bath & shower mixer



- Material: Brass
- Wall-mounted
- Including: S-Connection
- Connection Type 1/2"
- Hand shower hose connection 1/2"
- Volume per box 6,96 dm³
- Weight per packed box 2,542 kg
- Bath spout: max flow rate at 3 bar 22,9 l/min
- With backflow preventer
- With a lockable diverter

Article number	Description	Price
TVT10200300061	Chrome	288,-

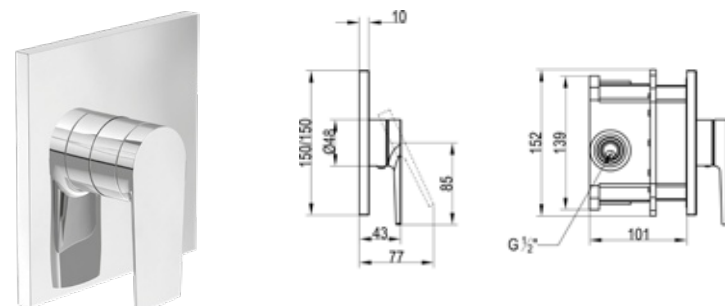
Single-lever shower mixer



- Material: Brass
- Wall-mounted
- Including: S-Connection
- Connection Type 1/2"
- Hand shower hose connection 1/2"
- Volume per box 5,4 dm³
- Weight per packed box 1,868 kg
- With backflow preventer

Article number	Description	Price
TVS10200100061	Chrome	198,-

Concealed single-lever bath & shower mixer



- Material: Brass
- Wall-mounted
- Volume per box 6,552 dm³
- Weight per packed box 1,875 kg

Article number	Description	Price
TVS10235200061	Chrome	186,-

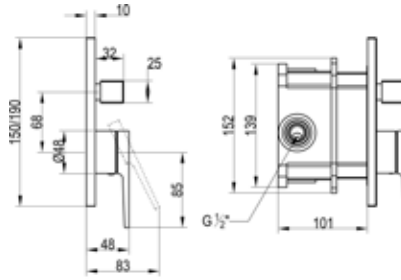
Required Miscellaneous

Article number	Description	Price
TVS00035100000	Vi-Box universal concealed installation unit for single-lever mixer, Chrome / see page 755	55,-

SUBWAY 2.0

€ excl. VAT

Concealed single-lever bath & shower mixer



- Material: Brass
- Wall-mounted
- Volume per box 6,552 dm³
- Weight per packed box 2,375 kg
- With automatic diverter

Article number	Description	Price
TVS10235300061	Chrome	199,-

Required Miscellaneous

Article number	Description	Price
TVS00035100000	Vi-Box universal concealed installation unit for single-lever mixer, Chrome / see page 755	55,-

SUBWAY 2.0

UNIVERSAL SHOWER ASSORTMENT

€ excl. VAT

Taps

The all-rounder

Universal showering is a genuine allrounder for the bathroom. With its numerous forms, sizes and installation variants it is the right choice for creating individual bathroom settings, matching all Villeroy & Boch collections.

Design and special features

- Generic shower products for all Villeroy & Boch taps collections
- Showering products for surface-mounted or concealed installation



UNIVERSAL SHOWER ASSORTMENT

Finishes

Chrome



Brushed Chrome



Brushed Nickel Matt



Polished Nickel



English Gold



Brushed Gold



Matt Black

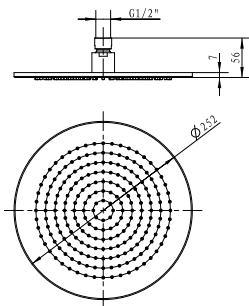


- Minimum order quantity: 100 pieces / product, except marked articles
- No minimum order quantity: Chrome finish
- Please note for subsequent orders: slight variations in colour may occur between different production batches.
- Please follow the instructions when caring for tap fittings and accessories.
- Please note: Not every article is available in every finish. You can find all finish possibilities in the product view.

UNIVERSAL SHOWER ASSORTMENT

€ excl. VAT

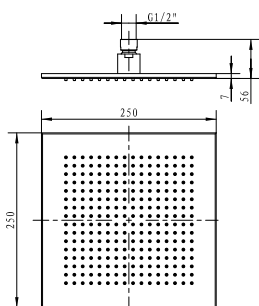
Rain shower



- Material: Brass
- Connection Type 1/2"
- With AirPlus feature
- With EasyClean feature
- Volume per box 5,417 dm³
- Weight per packed box 1,460 kg
- Number of Spray Modes: 1
- Rain shower: max flow rate at 3 bar 11,7 l/min
- Shower Ø 250 mm

Article number	Description	Price
TVC00000100061	Chrome	159,-
TVC00000100074	Brushed Chrome	239,-
TVC00000100065	Polished Nickel	239,-
TVC00000100064	Brushed Nickel Matt	239,-
TVC00000100060	English Gold	239,-
TVC00000100076	Brushed Gold	239,-
TVC000001000K5	Matt Black	239,-

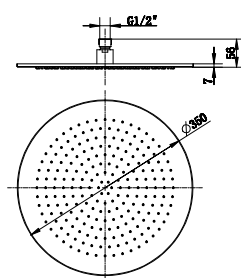
Rain shower



- Material: Brass
- Connection Type 1/2"
- With AirPlus feature
- With EasyClean feature
- Volume per box 5,417 dm³
- Weight per packed box 1,660 kg
- Number of Spray Modes: 1
- Rain shower: max flow rate at 3 bar 11,7 l/min
- Shower Dimension 250x250 mm

Article number	Description	Price
TVC00000200061	Chrome	190,-
TVC00000200074	Brushed Chrome	285,-
TVC00000200065	Polished Nickel	285,-
TVC00000200064	Brushed Nickel Matt	285,-
TVC00000200060	English Gold	285,-
TVC00000200076	Brushed Gold	285,-
TVC000002000K5	Matt Black	285,-

Rain shower



- Material: Brass
- Connection Type 1/2"
- With AirPlus feature
- With EasyClean feature
- No minimum order quantity:
Matt Black, Brushed Gold, Brushed Nickel Matt
- Volume per box 12,798 dm³
- Weight per packed box 3,000 kg
- Number of Spray Modes: 1
- Rain shower: max flow rate at 3 bar 11,9 l/min
- Shower Ø 350 mm

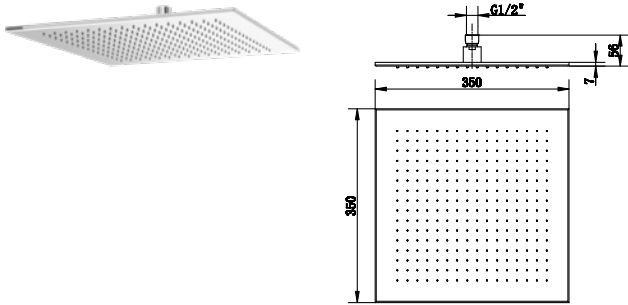
Article number	Description	Price
TVC00000300061	Chrome	262,-
TVC00000300074	Brushed Chrome	393,-
TVC00000300065	Polished Nickel	393,-
TVC00000300064	Brushed Nickel Matt	393,-
TVC00000300060	English Gold	393,-
TVC00000300076	Brushed Gold	393,-
TVC000003000K5	Matt Black	393,-

UNIVERSAL SHOWER ASSORTMENT

UNIVERSAL SHOWER ASSORTMENT

€ excl. VAT

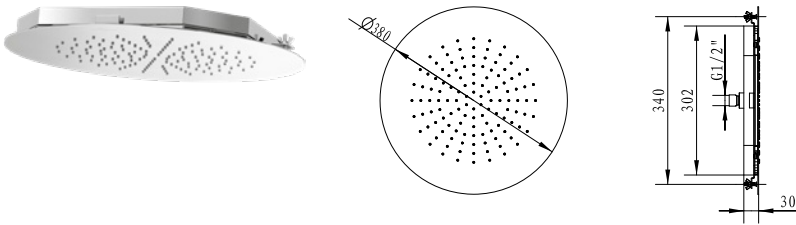
Rain shower



- Material: Brass
- Connection Type 1/2"
- With AirPlus feature
- With EasyClean feature
- No minimum order quantity:
Matt Black, Brushed Gold, Brushed Nickel Matt
- Volume per box 12,798 dm³
- Weight per packed box 3,300 kg
- Number of Spray Modes: 1
- Rain shower: max flow rate at 3 bar 11,9 l/min
- Shower Dimension 350x350 mm

Article number	Description	Price
TVC00000600061	Chrome	293,-
TVC00000600074	Brushed Chrome	439,-
TVC00000600065	Polished Nickel	439,-
TVC00000600064	Brushed Nickel Matt	439,-
TVC00000600060	English Gold	439,-
TVC00000600076	Brushed Gold	439,-
TVC000006000K5	Matt Black	439,-

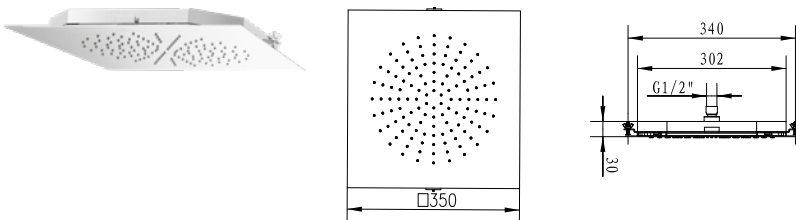
Rain shower



- Material: Brass
- Ceiling-mounted
- Connection Type 1/2"
- With AirPlus feature
- With EasyClean feature
- Volume per box 12,798 dm³
- Weight per packed box 3,600 kg
- Number of Spray Modes: 1
- Rain shower: max flow rate at 3 bar 11,8 l/min
- Shower Ø 380 mm

Article number	Description	Price
TVC00000700061	Chrome	595,-
TVC00000700074	Brushed Chrome	892,-
TVC00000700065	Polished Nickel	892,-
TVC00000700064	Brushed Nickel Matt	892,-
TVC00000700060	English Gold	892,-
TVC00000700076	Brushed Gold	892,-
TVC000007000K5	Matt Black	892,-

Rain shower



- Material: Brass
- Ceiling-mounted
- Connection Type 1/2"
- With AirPlus feature
- With EasyClean feature
- Volume per box 12,798 dm³
- Weight per packed box 3,700 kg
- Number of Spray Modes: 1
- Max flow rate at 3 bar 11,9 l/min
- Shower Dimension 350x350 mm

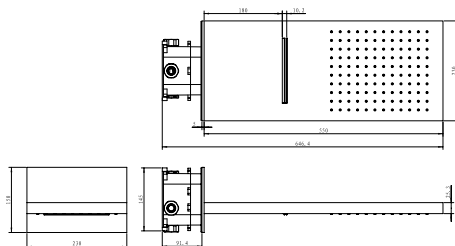
Article number	Description	Price
TVC00000800061	Chrome	595,-
TVC00000800074	Brushed Chrome	892,-
TVC00000800065	Polished Nickel	892,-
TVC00000800064	Brushed Nickel Matt	892,-
TVC00000800060	English Gold	892,-
TVC00000800076	Brushed Gold	892,-
TVC000008000K5	Matt Black	892,-

UNIVERSAL SHOWER ASSORTMENT

UNIVERSAL SHOWER ASSORTMENT

€ excl. VAT

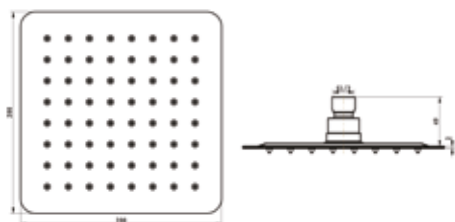
Rain shower with waterfall feature



- Material: Brass
- Wall-mounted
- Including: Mounting parts, Concealed installation unit
- With EasyClean feature
- Flow volume at 3 bar: 19.32 l/min & 20.96 l/min
- Volume per box 28,394 dm³
- Weight per packed box 8,508 kg
- Number of Spray Modes: 2
- Shower Dimension 180x200 mm

Article number	Description	Price
TVC00001200061	Chrome	1.230,-


Rain shower



- Material: Stainless steel
- With EasyClean feature
- Volume per box 3,61 dm³
- Weight per packed box 0,950 kg
- Number of Spray Modes: 1
- Rain shower: max flow rate at 3 bar 11,4 l/min
- Shower Dimension 200x200 mm

Article number	Description	Price
TVC00040220061	Chrome	91,-

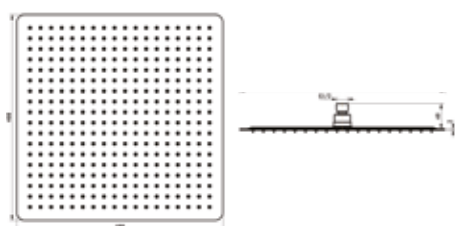
Rain shower



- Material: Stainless steel
- With EasyClean feature
- Volume per box 7,703 dm³
- Weight per packed box 1,930 kg
- Number of Spray Modes: 1
- Rain shower: max flow rate at 3 bar 19,7 l/min
- Shower Dimension 300x300 mm

Article number	Description	Price
TVC00040230061	Chrome	164,-

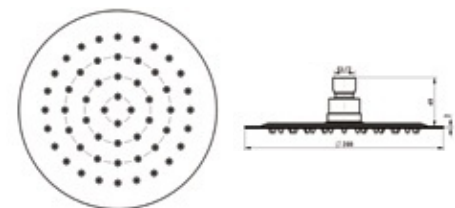
Rain shower



- Material: Stainless steel
- With EasyClean feature
- Volume per box 13,178 dm³
- Weight per packed box 3,400 kg
- Number of Spray Modes: 1
- Rain shower: max flow rate at 3 bar 19,8 l/min
- Shower Dimension 400x400 mm

Article number	Description	Price
TVC00040240061	Chrome	316,-

Rain shower



- Material: Stainless steel
- With EasyClean feature
- Volume per box 3,61 dm³
- Weight per packed box 0,830 kg
- Number of Spray Modes: 1
- Rain shower: max flow rate at 3 bar 11,5 l/min
- Shower Ø 200 mm

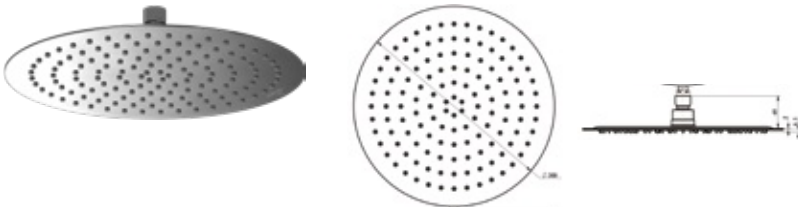
Article number	Description	Price
TVC00040120061	Chrome	85,-

UNIVERSAL SHOWER ASSORTMENT

UNIVERSAL SHOWER ASSORTMENT

€ excl. VAT

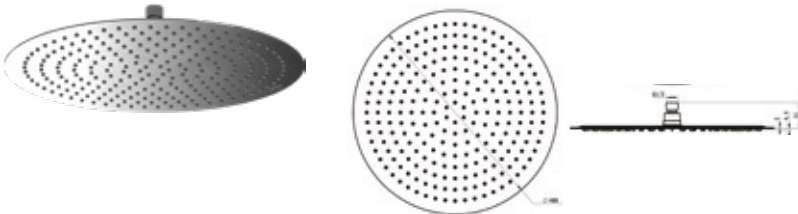
Rain shower



- Material: Stainless steel
- With EasyClean feature
- Volume per box 7,703 dm³
- Weight per packed box 1,600 kg
- Number of Spray Modes: 1
- Max flow rate at 3 bar 19,5 l/min
- Shower Ø 300 mm

Article number	Description	Price
TVC00040130061	Chrome	158,-

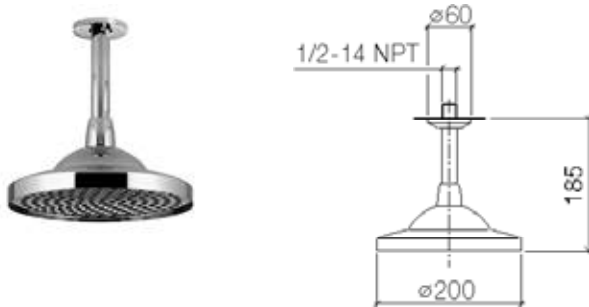
Rain shower



- Material: Stainless steel
- With EasyClean feature
- Volume per box 13,178 dm³
- Weight per packed box 2,750 kg
- Number of Spray Modes: 1
- Rain shower: max flow rate at 3 bar 19,6 l/min
- Shower Ø 400 mm

Article number	Description	Price
TVC00040140061	Chrome	292,-

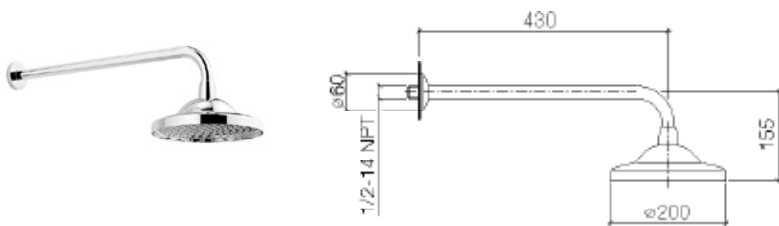
Rain shower



- Available until September 2020
- Ceiling-mounted
- Number of Spray Modes: 1
- Max flow rate at 3 bar 9 l/min
- Shower Ø 200 mm

Article number	Description	Price
TFD28565968-00	Chrome	775,-
TFD28565968-47	Champagne	1.538,-

Rain shower



- Available until September 2020
- Wall-mounted
- Number of Spray Modes: 1
- Max flow rate at 3 bar 9 l/min
- Shower Ø 200 mm

Article number	Description	Price
TFD28545968-00	Chrome	1.022,-
TFD28545968-47	Champagne	2.031,-

UNIVERSAL SHOWER ASSORTMENT

UNIVERSAL SHOWER ASSORTMENT

€ excl. VAT

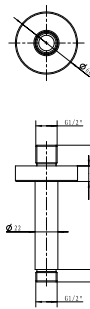
Rain shower arm



- Material: Brass
- Wall-mounted
- Connection Type 1/2"
- Hand shower hose connection 1/2"
- Volume per box 1,755 dm³
- Weight per packed box 0,520 kg

Article number	Description	Price
TVC00045453061	Chrome	58,-
TVC00045453074	Brushed Chrome	87,-
TVC00045453065	Polished Nickel	87,-
TVC00045453064	Brushed Nickel Matt	87,-
TVC00045453060	English Gold	87,-
TVC00045453076	Brushed Gold	87,-
TVC000453510K5	Matt Black	87,-

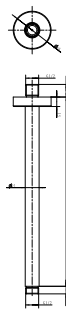
Rain shower arm



- Material: Brass
- Ceiling-mounted
- Volume per box 0,84 dm³
- Weight per packed box 0,144 kg

Article number	Description	Price
TVC00001900061	Chrome	30,-
TVC00001900074	Brushed Chrome	45,-
TVC00001900065	Polished Nickel	45,-
TVC00001900064	Brushed Nickel Matt	45,-
TVC00001900060	English Gold	45,-
TVC00001900076	Brushed Gold	45,-
TVC000019000K5	Matt Black	45,-

Rain shower arm



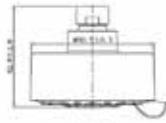
- Material: Brass
- Ceiling-mounted
- Volume per box 1,19 dm³
- Weight per packed box 0,256 kg

Article number	Description	Price
TVC00002000061	Chrome	44,-
TVC00002000074	Brushed Chrome	66,-
TVC00002000065	Polished Nickel	66,-
TVC00002000064	Brushed Nickel Matt	66,-
TVC00002000060	English Gold	66,-
TVC00002000076	Brushed Gold	66,-
TVC000020000K5	Matt Black	66,-

UNIVERSAL SHOWER ASSORTMENT

€ excl. VAT

Rain shower



- Material: ABS-Plastic
- Wall-mounted
- Including: Shower arm, Rain shower
- Connection Type 1/2"
- Thread with solid brass ball valve
- Rainshower arm made out of stainless steel
- With EasyClean feature
- Volume per box 2,679 dm³
- Weight per packed box 0,475 kg
- Number of Spray Modes: 3
- Max flow rate at 3 bar 5,7 l/min
- Shower Ø 90 mm

Article number	Description	Price
TVS00040100000	Chrome	117,-

Hand shower



- Material: ABS-Plastic
- Volume per box 2,013 dm³
- Weight per packed box 0,232 kg
- Number of Spray Modes: 1
- Hand shower: max flow rate at 3 bar 8,4 l/min
- Shower Ø 110 mm

Article number	Description	Price
TVS00000500061	Chrome	14,-

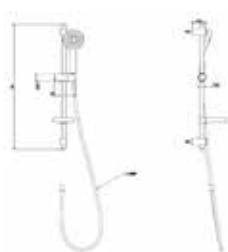
Hand shower with three spray types



- Material: ABS-Plastic
- Volume per box 2,013 dm³
- Weight per packed box 0,206 kg
- Number of Spray Modes: 3
- Hand shower: max flow rate at 3 bar 8,7 l/min
- Shower Ø 110 mm

Article number	Description	Price
TVS00000800061	Chrome	20,-

Shower set



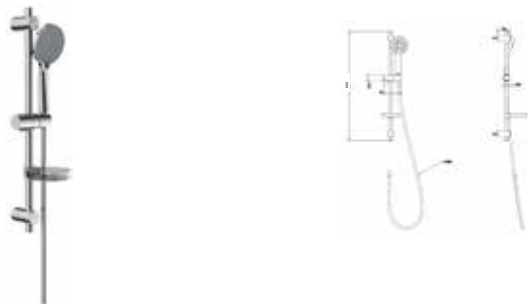
- Material: ABS-Plastic / Stainless steel
- Wall-mounted
- Including: Shower rail with slide bar, Hand shower, Shower hose: 1600 mm
- Hand shower hose connection 1/2"
- Volume per box 9,548 dm³
- Weight per packed box 1,236 kg
- Number of Spray Modes: 1
- Hand shower: max flow rate at 3 bar 8,4 l/min
- Shower Ø 110 mm

Article number	Description	Price
TVS00000400061	Chrome	50,-

UNIVERSAL SHOWER ASSORTMENT

€ excl. VAT

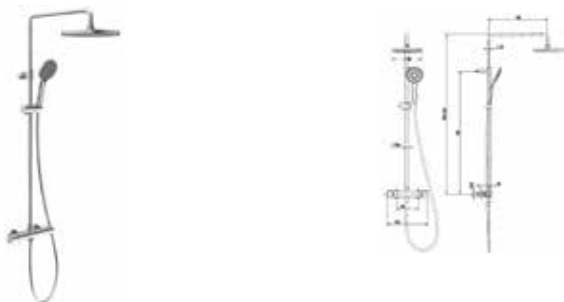
Shower set with three spray types



- Material: ABS-Plastic / Stainless steel
- Wall-mounted
- Including: Shower rail with slide bar, Hand Shower with three spray types, Shower hose: 1600 mm
- Hand shower hose connection 1/2"
- Volume per box 9,16 dm³
- Weight per packed box 1,278 kg
- Number of Spray Modes: 3
- Hand shower: max flow rate at 3 bar 8,7 l/min
- Shower Ø 110 mm

Article number	Description	Price
TVS00000900061	Chrome	60,-

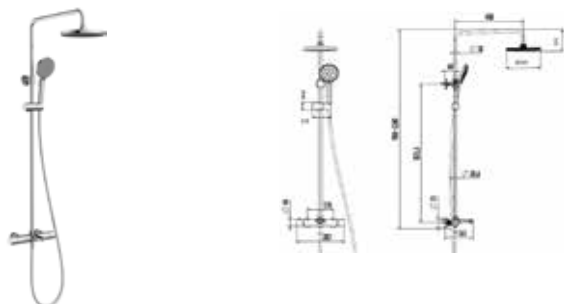
Shower system with three spray types



- Material: ABS-Plastic / Stainless steel
- Wall-mounted
- Including: Shower rail with slide bar, Rain shower, Rain shower arm, Hand Shower with three spray types, Shower hose: 1600 mm, Thermostat
- Connection Type 1/2"
- Volume per box 21,199 dm³
- Weight per packed box 3,862 kg
- Number of Spray Modes: 3
- Hand shower: max flow rate at 3 bar 8,0 l/min
- Rain shower: max flow rate at 3 bar 8,2 l/min
- Adjustable temperature limitation
- Shower Ø 200/110 mm
- With integrated diverter

Article number	Description	Price
TVS00000600061	Chrome	295,-

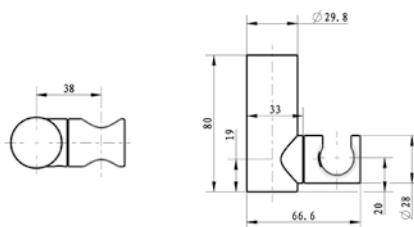
Shower system with three spray types



- Material: ABS-Plastic / Stainless steel
- Wall-mounted
- Including: Shower rail with slide bar, Rain shower, Rain shower arm, Hand Shower with three spray types, Shower hose: 1600 mm, Thermostat
- Connection Type 1/2"
- Volume per box 27,52 dm³
- Weight per packed box 5,210 kg
- Number of Spray Modes: 3
- Bath spout: max flow rate at 3 bar 13,8 l/min
- Hand shower: max flow rate at 3 bar 8,0 l/min
- Rain shower: max flow rate at 3 bar 8,2 l/min
- Adjustable temperature limitation
- Shower Ø 200/110 mm
- With integrated diverter

Article number	Description	Price
TVS00000700061	Chrome	410,-

Hand shower holder



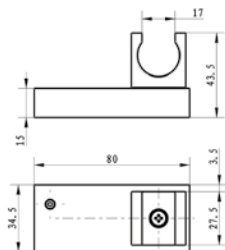
- Material: Brass
- Wall-mounted
- Volume per box 0,236 dm³
- Weight per packed box 0,350 kg

Article number	Description	Price
TVC00045800061	Chrome	58,-
TVC00045800074	Brushed Chrome	84,-
TVC00045800064	Brushed Nickel Matt	84,-
TVC00045800065	Polished Nickel	84,-
TVC00045800060	English Gold	84,-
TVC00045800076	Brushed Gold	84,-
TVC000458000K5	Matt Black	84,-

UNIVERSAL SHOWER ASSORTMENT

€ excl. VAT

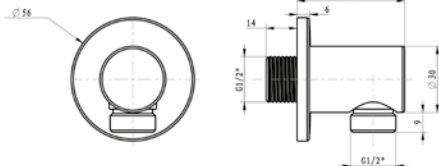
Hand shower holder



- Material: Brass
- Wall-mounted
- Volume per box 0,676 dm³
- Weight per packed box 0,300 kg

Article number	Description	Price
TVC00045900061	Chrome	56,-
TVC00045900074	Brushed Chrome	81,-
TVC00045900064	Brushed Nickel Matt	81,-
TVC00045900065	Polished Nickel	81,-
TVC00045900060	English Gold	81,-
TVC00045900076	Brushed Gold	81,-
TVC000459000K5	Matt Black	81,-

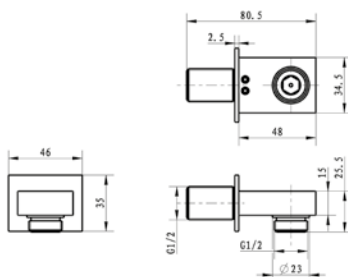

Wall outlet



- Material: Brass
- Wall-mounted
- Connection Type 1/2"
- Hand shower hose connection 1/2"
- No minimum order quantity:
Matt Black, Brushed Gold, Brushed Nickel Matt
- Volume per box 0,286 dm³
- Weight per packed box 0,230 kg

Article number	Description	Price
TVC00045600061	Chrome	44,-
TVC00045600060	English Gold	63,-
TVC00045600064	Brushed Nickel Matt	63,-
TVC00045600065	Polished Nickel	63,-
TVC00045600074	Brushed Chrome	63,-
TVC00045600076	Brushed Gold	63,-
TVC000456000K5	Matt Black	63,-

Wall outlet



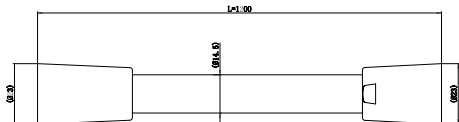
- Material: Brass
- Wall-mounted
- Connection Type 1/2"
- Hand shower hose connection 1/2"
- Volume per box 0,286 dm³
- Weight per packed box 0,280 kg

Article number	Description	Price
TVC00045700061	Chrome	48,-
TVC00045700060	English Gold	69,-
TVC00045700064	Brushed Nickel Matt	69,-
TVC00045700065	Polished Nickel	69,-
TVC00045700074	Brushed Chrome	69,-
TVC00045700076	Brushed Gold	69,-
TVC000457000K5	Matt Black	69,-

UNIVERSAL SHOWER ASSORTMENT

€ excl. VAT

Shower hose



- Material: ABS-Plastic
- Volume per box 1,986 dm³
- Weight per packed box 0,349 kg

Article number	Description	Price
TVC00001800061	Chrome	33,-
TVC00001800074	Brushed Chrome	50,-
TVC00001800065	Polished Nickel	50,-
TVC00001800064	Brushed Nickel Matt	50,-
TVC00001800060	English Gold	50,-
TVC00001800076	Brushed Gold	50,-
TVC000018000K5	Matt Black	50,-

UNIVERSAL
SHOWER
ASSORTMENT

UNIVERSAL TAPS & FITTINGS

€ excl. VAT

Taps

The perfect fix

Universal Taps and Fittings offer the finishing touch to the bathroom. From the Vi-Box for easy installation to a shower for your bidet. Every product is designed to match all Villeroy & Boch taps collections, each with an individual touch.

Design and special features

- Generic shower products for all Villeroy & Boch taps collections
- Perfect combination of design and functionality



UNIVERSAL TAPS & FITTINGS

Finishes

Chrome



Brushed Chrome



Graphite



Brushed Nickel matt



Polished Nickel



English Gold



Brushed Gold



Dune



Matt Black

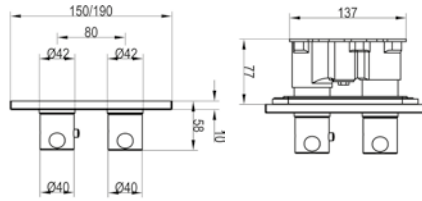


- Minimum order quantity: 100 pieces / product
- No minimum order quantity: Chrome finish
- Please note for subsequent orders: slight variations in colour may occur between different production batches.
- Please follow the instructions when caring for tap fittings and accessories.
- Please note: Not every article is available in every finish. You can find all finish possibilities in the product view.

UNIVERSAL TAPS & FITTINGS

€ excl. VAT

Concealed thermostat with one-way volume control



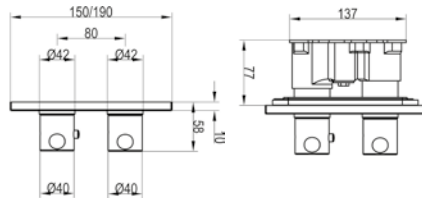
- Wall-mounted
- Volume per box 4,974 dm³
- Weight per packed box 2,500 kg
- Max flow rate at 3 bar 15,7 l/min
- Adjustable temperature limitation

Article number	Description	Price
TVD00065200061	Chrome	328,-

Required Miscellaneous

Article number	Description	Price
TVD00065100000	Vi-Box concealed thermostat installation unit with security lock, Chrome / see page 755	73,-

Concealed thermostat with two function volume control



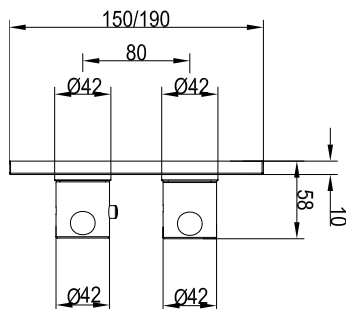
- Wall-mounted
- Flow volume at 3 bar: 18.9 l/min & 16.7 l/min
- Two function volume control
- Volume per box 4,974 dm³
- Weight per packed box 2,500 kg
- With diverter

Article number	Description	Price
TVD00065300061	Chrome	364,-

Required Miscellaneous

Article number	Description	Price
TVD00065100000	Vi-Box concealed thermostat installation unit with security lock, Chrome / see page 755	73,-

Concealed thermostat with three-way volume control



- Material: Brass
- Wall-mounted
- Three function volume control
- With SmartPressure feature
- Volume per box 4,974 dm³
- Weight per packed box 2,500 kg
- Adjustable temperature limitation
- With diverter

Article number	Description	Price
TVD00000100061	Chrome	375,-

Required Miscellaneous

Article number	Description	Price
TVD00065100000	Vi-Box concealed thermostat installation unit with security lock, Chrome / see page 755	73,-

Optional miscellaneous

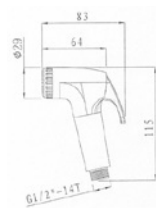
Article number	Description	Price
TVC00001200061	Rain shower with waterfall feature, Chrome / see page 739	1.230,-

UNIVERSAL TAPS & FITTINGS

UNIVERSAL TAPS & FITTINGS

€ excl. VAT

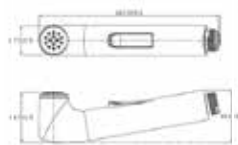
Bidet spray



- Material: ABS-Plastic
- Including: Hose, Hand shower holder
- Length of bidet shower hose: 1000 mm
- Nozzles: With easy-cleaning-technology
- This article does not have its own protection against water backflow in accordance with DIN EN 1717. This article must not be installed or used in countries where compliance with DIN EN 1717 is required.
- Volume per box 2,679 dm³
- Weight per packed box 0,421 kg
- Number of Spray Modes: 1
- Max flow rate at 3 bar 5,8 l/min
- Shower Ø 29 mm

Article number	Description	Price
TVD00060700561	Chrome	55,-

Bidet spray



- Material: ABS-Plastic
- Including: Hose, Hand shower holder
- Nozzles: With easy-cleaning-technology
- This article does not have its own protection against water backflow in accordance with DIN EN 1717. This article must not be installed or used in countries where compliance with DIN EN 1717 is required.
- Volume per box 2,679 dm³
- Weight per packed box 0,475 kg
- Number of Spray Modes: 1
- Max flow rate at 3 bar 5,7 l/min
- Shower Ø 27,5 mm

Article number	Description	Price
TVD00060700061	Chrome	94,-

Bidet spray



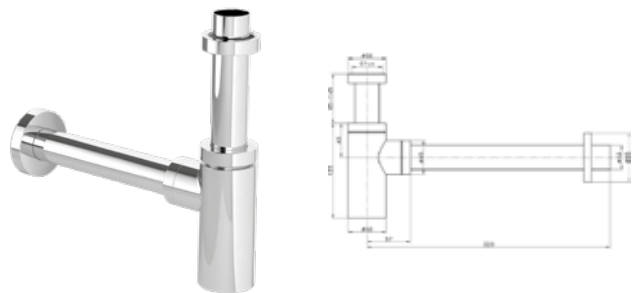
- Material: Brass
- Volume per box 0,485 dm³
- Weight per packed box 0,600 kg
- Number of Spray Modes: 1
- Max flow rate at 3 bar 8,8 l/min
- Shower Ø 29 mm

Article number	Description	Price
TVD00060700461	Chrome	187,-
TVD00060700474	Brushed Chrome	320,-
TVD00060700464	Brushed Nickel Matt	320,-
TVD00060700465	Polished Nickel	359,-
TVD00060700460	English Gold	359,-
TVD00060700476	Brushed Gold	359,-
TVD000607004K5	Matt Black	320,-

UNIVERSAL TAPS & FITTINGS

€ excl. VAT

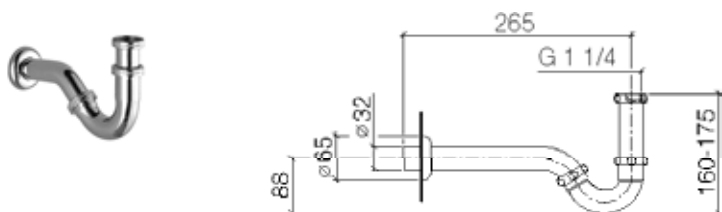
Siphon



- Material: Brass
- Wall-mounted
- Connection Type 1 1/4"
- Openable bottle siphon for easy cleaning
- Volume per box 3,283 dm³
- Weight per packed box 0,865 kg

Article number	Description	Price
TVC00000400061	Chrome	91,-
TVC00000400074	Brushed Chrome	132,-
TVC00000400064	Brushed Nickel Matt	132,-
TVC00000400065	Polished Nickel	132,-
TVC00000400060	English Gold	132,-
TVC00000400076	Brushed Gold	132,-
TVC000004000K5	Matt Black	132,-

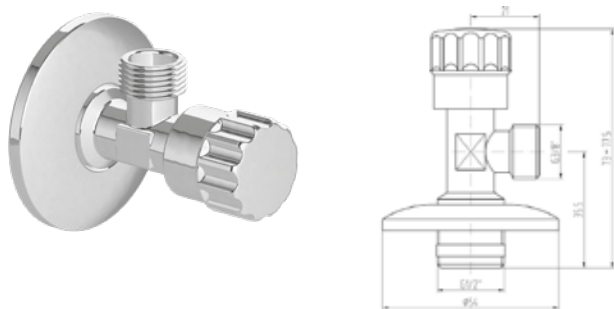
Bidet pipe odour trap



- Weight per packed box 0,520 kg

Article number	Description	Price
TFD10050970-00	Chrome	82,-
TFD10050970-47	Champagne, Available until September 2020	151,-
TFD10050970-33	Matt Black	123,-

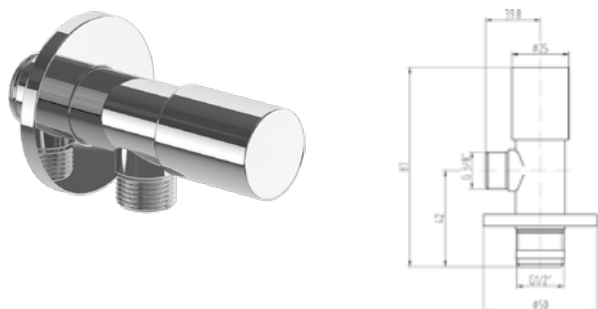
Angle valve



- Material: Brass
- Wall-mounted
- Connection Type 3/8", 1/2"
- Volume per box 0,189 dm³
- Weight per packed box 0,105 kg

Article number	Description	Price
TVC00000500261	Chrome	17,-

Angle valve (set of two)



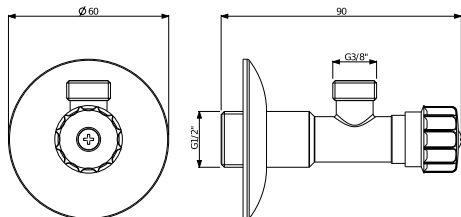
- Material: Brass
- Wall-mounted
- Connection Type 3/8", 1/2"
- Self-sealing
- Volume per box 1,373 dm³
- Weight per packed box 0,322 kg

Article number	Description	Price
TVC00000500361	Chrome	66,-

UNIVERSAL TAPS & FITTINGS

€ excl. VAT

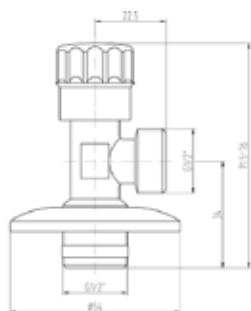
Angle valve



- Material: Brass
- Wall-mounted
- Connection Type 3/8", 1/2"
- Volume per box 0,485 dm³
- Weight per packed box 0,300 kg

Article number	Description	Price
TVC00000500474	Brushed Chrome	85,-
TVC00000500463	Graphite	85,-
TVC00000500464	Brushed Nickel Matt	85,-
TVC00000500465	Polished Nickel	97,-
TVC00000500460	English Gold	97,-
TVC00000500476	Brushed Gold	97,-
TVC00000500470	Dune	97,-

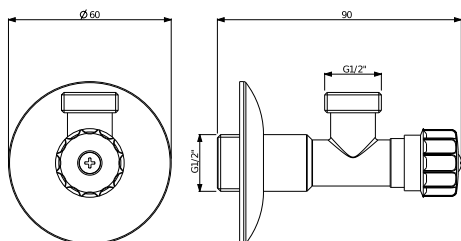
Angle valve



- Material: Brass
- Wall-mounted
- Connection Type 1/2"
- Volume per box 0,189 dm³
- Weight per packed box 0,112 kg

Article number	Description	Price
TVC00001500261	Chrome	17,-

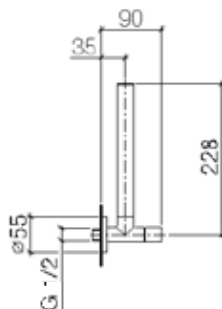
Angle valve



- Material: Brass
- Wall-mounted
- Connection Type 1/2"
- Volume per box 0,485 dm³
- Weight per packed box 0,300 kg

Article number	Description	Price
TVC00001500374	Brushed Chrome	85,-
TVC00001500363	Graphite	85,-
TVC00001500364	Brushed Nickel Matt	85,-
TVC00001500365	Polished Nickel	97,-
TVC00001500360	English Gold	97,-
TVC00001500376	Brushed Gold	97,-
TVC00001500370	Dune	97,-

Angle valve



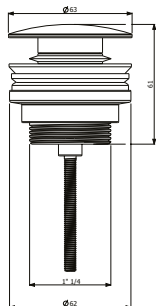
- Wall-mounted
- Connection Type 1/2"
- Weight per packed box 0,781 kg

Article number	Description	Price
TFD22901979-00	Chrome	164,-
TFD22901979-47	Champagne, Available until September 2020	315,-

UNIVERSAL TAPS & FITTINGS

€ excl. VAT

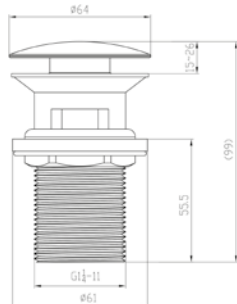
Push-Open waste



- Material: Brass
- Volume per box 0,506 dm³
- Weight per packed box 0,400 kg

Article number	Description	Price
TVP00000302074	Brushed Chrome	110,-
TVP00000302063	Graphite	110,-
TVP00000302064	Brushed Nickel Matt	110,-
TVP00000302065	Polished Nickel	125,-
TVP00000302060	English Gold	125,-
TVP00000302076	Brushed Gold	125,-
TVP00000302070	Dune	125,-
TVP000003020K5	Matt Black	110,-

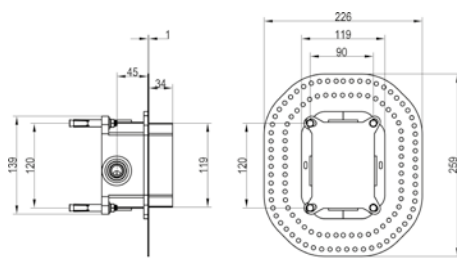
Push-Open waste



- Material: Brass
- Volume per box 0,704 dm³
- Weight per packed box 0,352 kg

Article number	Description	Price
TVP00000301061	Chrome	40,-

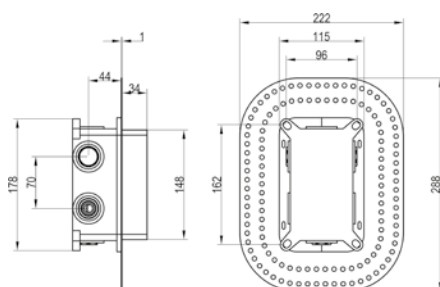
Vi-Box universal concealed installation unit for single-lever mixer



- Min / Max installation depth: 75 / 101 mm
- Flow volume at 3 bar in outlet no.1: 21.5 l/min, in outlet no.2: 21.5 l/min
- Volume per box 4,974 dm³
- Weight per packed box 1,375 kg

Article number	Description	Price
TVS00035100000		55,-

Vi-Box concealed thermostat installation unit with security lock



- Wall-mounted
- Min / Max installation depth: 84 / 106 mm
- Flow volume at 3 bar in outlet no.1: 13.3 l/min, in outlet no.2: 13.7 l/min, in outlet no.3: 13.5 l/min
- Volume per box 4,974 dm³
- Weight per packed box 1,875 kg

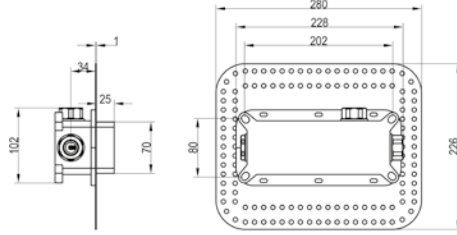
Article number	Description	Price
TVD00065100000		73,-

UNIVERSAL TAPS & FITTINGS

UNIVERSAL TAPS & FITTINGS

€ excl. VAT

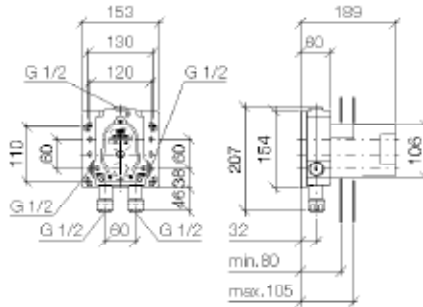
Vi-Box universal concealed installation unit for single-lever mixer



- Min / Max installation depth: 65 / 80 mm
- 1x Outlet
- Volume per box 4,974 dm³
- Weight per packed box 1,580 kg
- Max flow rate at 3 bar 20,7 l/min

Article number	Description	Price
TVW0001520000		75,-

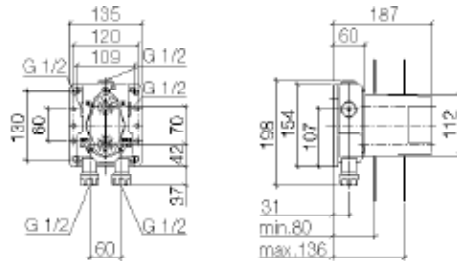
Concealed installation unit for single-lever mixer with security lock



- 2x back flow preventer
- Concealed modules are leadfree and resistant to dezincification
- 3x outlets, female thread: 1/2"
- 2x inputs, thread: 1/2"
- 2x security lock
- Mounting kit
- Protective cap for carcass
- 2x water protection sleeve
- Retainer for automatic diverter switch
- Can only be combined with concealed single-lever mixer TFD36120SSS-FF or TFD36020SSS-FF
- Minimum installation depth: 80 mm
- Maximum installation depth: 105 mm
- Weight per packed box 2,950 kg

Article number	Description	Price
TFD3503397590		615,-

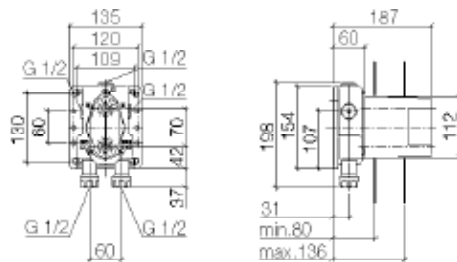
Universal concealed installation unit



- Concealed installation units
- 3x outlets, female thread: 1/2"
- 2x inputs, thread: 1/2"
- Mounting kit
- Protective cap for carcass
- 2x water protection sleeve
- Minimum installation depth: 80 mm
- Maximum installation depth: 136 mm
- Weight per packed box 2,630 kg

Article number	Description	Price
TFD3542597590		872,-

Concealed thermostat installation unit with security lock



- Concealed installation units
- Lead-free
- Dezincification resistant
- 3x outlets, female thread: 1/2"
- 2x inputs, thread: 1/2"
- Mounting kit
- Protective cap for carcass
- 2x water protection sleeve
- Acoustic and thermal insulation
- Minimum installation depth: 80 mm
- Maximum installation depth: 136 mm
- Weight per packed box 2,620 kg
- Adjustable temperature limitation

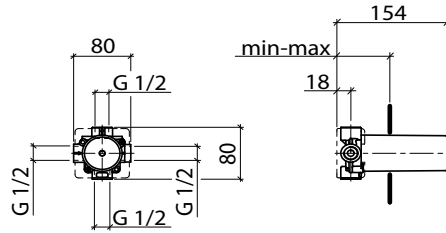
Article number	Description	Price
TFD3542697590		923,-

UNIVERSAL TAPS & FITTINGS

UNIVERSAL TAPS & FITTINGS

€ excl. VAT

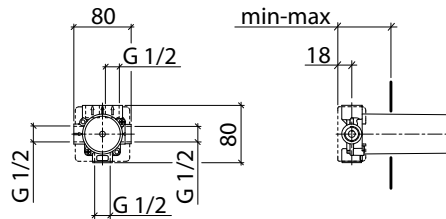
Concealed installation unit for diverter



- Concealed installation unit, red brass
- 2x connection units, female thread for cold and warm water: 1/2"
- 2x female thread for outlets: 1/2"
- Sleeves, can be cut to length
- Screw head, can be cut to length
- Manual diverter for bath & shower fitting
- Polystyrene block
- Protective cap for carcass
- 2x water protection sleeve
- Integrated sound suppressor
- Minimum installation depth: 108 mm
- Maximum installation depth: 148 mm
- Weight per packed box 0,968 kg

Article number	Description	Price
TFD3512497590		350,-

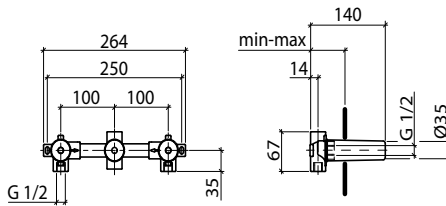
Concealed installation unit for three-way diverter



- Red brass, lead-free
- 2x connection units, female thread: 1/2"
- 3x female thread for outlets: 1/2"
- Screw and sleeve, can be cut to length
- 2x water protection sleeve
- Sound insulation
- Minimum installation depth: 108 mm
- Maximum installation depth: 148 mm
- Weight per packed box 1,033 kg

Article number	Description	Price
TFD3510497590		424,-

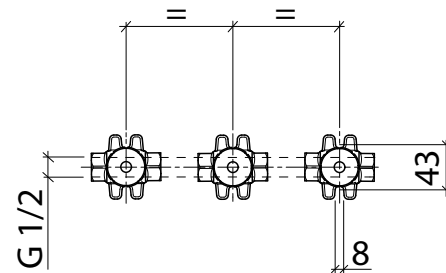
Concealed installation unit for three-hole basin mixer



- 2x connection units, female thread: 1/2"
- 1x female thread for outlet: 1/2"
- 3x sealing plugs: 1/2"
- Mounting screws
- 3x protective cap for carcass
- Concealed installation unit
- Lead-free
- Minimum installation depth: 60 mm
- Maximum installation depth: 132 mm
- Weight per packed box 1,562 kg

Article number	Description	Price
TFD3570797590		280,-

Concealed installation unit for wall-mount mixer



- Red brass, lead-free
- Connection: 1/2"
- 3x sealing plugs: 1/2"
- 2x connection units, female thread: 1/2"
- 1x female thread for outlet: 1/2"
- 3x retaining screws
- 3x protective cap for carcass
- Concealed installation unit
- Minimum installation depth: 53 mm
- Maximum installation depth: 124 mm
- Weight per packed box 1,070 kg

Article number	Description	Price
TFD3571297090		280,-

UNIVERSAL TAPS & FITTINGS

€ excl. VAT

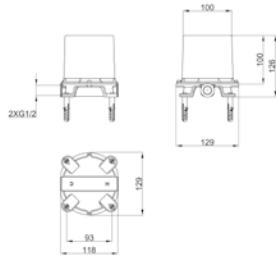
Concealed floor fixture for free standing mixer



- Floor-mounted
- 2x connection fitting: 1/2"
- installation screws
- 2x water protection sleeve
- 2x protective cap for carcass
- Integrated sound suppressor
- Floor plate made of stainless steel
- Width: 150 mm
- Weight per packed box 2,916 kg

Article number	Description	Price
TFD3594497590		443,-

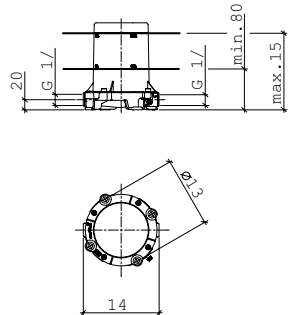
Fastening for floor-standing bath mixer



- Floor-mounted
- Minimum installation depth: 68 mm
- Volume per box 3,15 dm³
- Weight per packed box 1,640 kg

Article number	Description	Price
TVC00046500000	Chrome	120,-

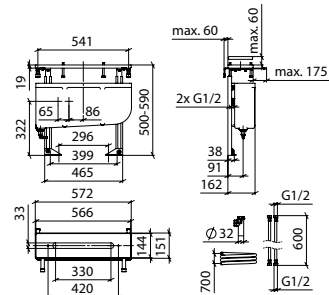
Concealed floor fixture for free standing mixer



- Floor-mounted
- Concealed installation unit, red brass
- 2x connection units, female thread for cold and warm water: 1/2"
- Mounting kit
- Protective cap for carcass
- 2x water protection sleeve
- Weight per packed box 2,940 kg

Article number	Description	Price
TFD3594597090		1.128,-

Perfecto mounting kit



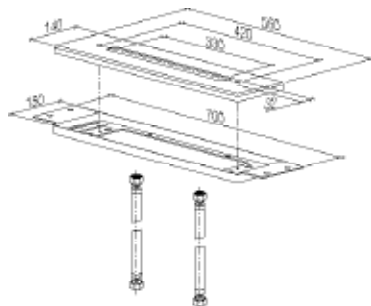
- Including: Retaining screws and plugs, Spacer bolts, Brass discs, Mounting plate 560 mm x 150 mm, Angle valves, horizontally and vertically variable
- For bath rim mixers, set for tile mounting
- Adjustable height
- Mounting kit with mounting plate
- Weight per packed box 10,760 kg

Article number	Description	Price
TFD1261497090	Chrome	1.375,-

UNIVERSAL TAPS & FITTINGS

€ excl. VAT

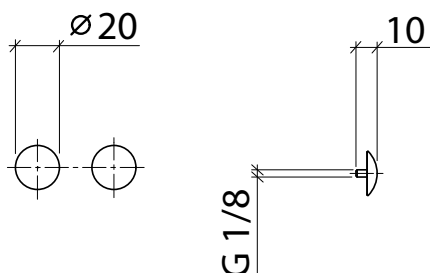
Mounting plate



- Weight per packed box 4,370 kg

Article number	Description	Price
TFD1263097090	Chrome	499,-

Decorative caps for Perfecto installation method



- Including: Mounting parts
- Weight per packed box 0,010 kg

Article number	Description	Price
TFD12801970-00	Chrome	58,-
TFD12801970-47	Champagne, Available until September 2020	102,-
TFD12801970-33	Matt Black	86,-

Adapter for shower hose outlet



- Including: Mounting parts
- Adapter (female thread: M20x1 x male thread: 1/2"), for shower hose connection (female thread 1/2")
- Weight per packed box 0,035 kg

Article number	Description	Price
TFD12202979-00	Chrome	54,-
TFD12202979-47	Champagne, Available until September 2020	92,-

Extension for concealed installation unit of single-lever mixer



- Connection Type 3/8"
- For concealed single-lever mixer TFD36120SSS-FF
- Also available as 25 mm: 1 x TFD1219197090
- Also available as 26 mm - 50 mm: 2 x TFD1219097090
- Weight per packed box 0,330 kg

Article number	Description	Price
TFD1219097090		188,-

Extension for concealed installation unit of single-lever mixer



- For concealed single-lever mixer TFD36120SSS-FF
- Also available as 25 mm: 1 x TFD1219197090
- 26mm - 50mm: 2 x TFD 12 191 970 90
- Weight per packed box 0,370 kg

Article number	Description	Price
TFD1219197090		222,-

NUMERICAL INDEX - SANITARYWARE & BATHROOM FURNITURE

Article no.	Page	Article no.	Page	Article no.	Page	Article no.	Page	Article no.	Page
4104	346-348	4A19	83	6131	43	8711	37, 56-58, 72, 156,	9933	59-61, 73, 116, 244,
4110	311	4A20	83	6140	226		289, 295-296, 308,		297-300, 329, 341,
4111	346	4A21	84	6144	106		327-328, 338-340,		354
4113	350	4A22	233-241	6145	227		344, 352-353	9953	50-56, 64, 71, 115,
4114	224	4A23	68	6147	106	8749	233-236, 238-242,		155, 243, 282-289,
4115	317	4A29	280	6155	226		246-251		305-306, 319-320,
4118	224	4A30	280-281	6156	227	8798			336, 350
4119	304	4A31	281	6161	228	8809		9956	73, 329, 341
4120	304	4A32	280	6162	229	8810		9961	50-56, 64, 282-289,
4124	349-350	4A33	77-82	6163	228	8822			305-306
4125	45	4A34	77	6180	227	8823	285, 288-289, 292	9970	299
4126	45	4A41	270-272	6181	227	8824	285, 288-292	9982	342
4127	46	5120	231	6321	302	8826		9M02	385
4132	310	5122	231	6322	302	8843		9M12	385
4133	251	5133	246-250	6327	302	8846		9M14	385
4134	347-348	5135	251	6331	302	8847		9M17	385
4138	231	5144	224	6332	302	8964	158-159	9M20	344
4139	110-111	5148	224	6600	336	8979		9M21	344
4142	114	5149	226	6603	337	8980		9M30	231
4143	114	5151	225	6604	337	8995	158-159	9M38	283-287, 289-290,
4152	344	5154	225	6607	338	8L03			293-295, 305
4156	68	5160	276	6609	340	8M10	116, 244, 354	9M39	283-285, 289, 293-
4158	69	5166	277	6610	339	8M18	36-37		295, 306-308
4160	277	5174	63	6623	289	8M22	351-353	9M40	286-287, 295
4161	277	5178	63	6661	156	8M24	243	9M51	64
4162	278	5195	310	6662	156	8M34	326	9M52	161-162
4164	109-110	5222	69-70, 317-318	6806	380	8M36	296	9M55	336-340
4165	46	5243	68-70, 313-315,	6808	381	8M43	290-291	9M57	384
4166	47		317-318	6809	381	9190	59-61, 73, 116, 244,	9M58	54, 58
4167	47	5244	68-69, 310, 313-315	6810	380		297-299, 329, 341,	9M60	54, 58
4168	111-113	5265	270-273, 276-278	6820	301		354	9M62	161-162
4172	66	5266	270-273, 276	6821	301	9208	155, 282, 320, 351	9M63	51-53, 64, 336-340
4175	48	5267	273, 278	6822	301	9218	322-323, 325, 342,	9M65	336-340
4176	48	5333	251-252	6823	301		363-366, 368, 376	9M66	55, 337, 340
4177	48	5360	278-279	6912	301	9219	59-61, 73, 116, 244,	9M67	289, 305-308
4178	66	5361	279	6922	301		296-300, 322, 325,	9M68	321, 324, 327-328
4179	66	5400	319	7101	154		329, 341-342, 354,	9M69	325-326
4188	44	5401	320	7102	154		364-365, 368, 370,	9M70	51-53, 56-58
4189	45	5405	71	7113	315-316		374-375, 382	9M71	283-287, 289, 293-
4190	46	5406	320	7119	305	9220	60-61		295, 305
4193	47	5460	282	7175	313-315	9221	36, 43-45, 49-50, 56,	9M72	305-308
4198	66	5461	282	7176	313-314		59-61, 63, 68-71,	9M74	321, 324, 327-328
4300	70-71	5484	50	7232	154		73, 77-83, 110-116,	9M77	72
4323	242-243	5504	116, 244, 354	7250	43-44		154-155, 233-241,	9M78	321, 324, 327-328
4334	82-83	5574	59	7264	43-45, 49, 63		243-244, 246-250,	9M79	351-353
4342	274-275	5586	60	7310	279		270-279, 282, 297-	9M80	351-353
4343	275	5587	61	7315	318		299, 304-305, 310,	9M81	54, 58
4344	273-274	5600	324-325, 365	7317	319		313-320, 323, 327,	9M83	56
4364	114-115	5602	327	7319	319		329, 336, 341-342,	9M86	326
4373	49	5606	325-326	7327	280		346-352, 354, 366,	9M87	72
4411	350	5607	161	7358	70		368, 370, 373-374,	9M88	115
4412	351	5614	321-323, 364, 366	7400	336		376-378	9M97	305-308
4433	243	5616	37	7441	155	9222	36, 51-56, 64, 115,	A299	360
4465	115	5617	328	7442	155		156, 161, 243,	A310	254-255
4485	50	5623	231	7507	299		283-289, 305-306,	A404	255-256
4486	50	5635	344	7508	299		321-326, 336-337,	A420	264
4601	306	5640	344	7513	73, 329, 341		351, 364-366	A421	264
4608	36	5644	72	7517	342	9223	71, 302, 368, 382	A422	264
4609	326	5649	64	7523	300	9224	36, 51-56, 64, 72,	A423	264
4611	351-352	5656	71-72	7524	300		115, 156, 161, 243,	A424	264
4612	353	5657	289	7526	296		283-288, 305-306,	A429	258-259
4613	352	5658	295	7527	297		321-326, 336-337,	A430	262
4620	308	5660	283-284	7557	298		351, 363-366, 368-	A432	259-260
4624	290	5661	293-294	7618	290, 292		372, 375-376	A433	266
4625	296	5662	285	7619	291-292	9296	346-349	A439	268
4633	243	5684	52-53	7667	288	9319	59, 73, 116, 244, 296-	A440	268
4664	115	5685	54	7677	288		300, 329, 341, 354	A441	268
4683	306	5686	57	7682	285	9326	59, 73, 116, 244, 296-	A684	332
4684	307	5687	58	7721	156		300, 329, 341, 354	A685	332
4687	55	5688	286-287	7723	339-340	9327	59, 73, 116, 244, 296-	A686	332
4688	56	5689	295	7758	72		300, 329, 341, 354	A687	331
4694	51	5690	56	7796	289	9426		A688	331
4695	305	5706	328	7818	281	9428		A689	331
4A00	69	5707	353	7901	380	9429		A690	331
4A01	310	5716	37	8089	317	9683		A691	330
4A06	70	5723	231	8565	158-159	98M1		A692	330
4A07	242	5740	344	8701	37, 56-58, 72, 156,	98M2		A696	331
4A09	36	5760	293-294, 308		231, 289, 295-296,	98M8		A697	331
4A10	36	5787	57-58		308, 327-328, 338-	98M9	51-53, 56-57	A698	331
4A15	85	5788	295-296		340, 344, 352-353	9926		A699	330
4A17	84	6116	43	8706	60-61	9932		A704	334
4A18	84	6118	43	8710	305		296, 299	A705	334

NUMERICAL INDEX

NUMERICAL INDEX - SANITARYWARE & BATHROOM FURNITURE

Article no.	Page	Article no.	Page	Article no.	Page	Article no.	Page	Article no.	Page
A707	333	B577	184	B710	205	C008	88	F22Z	129
A708	333	B578	184	B711	205	C009	88	F23Z	129
A709	333	B579	184	B712	206	C010	87	F24Z	129
A710	333	B580	184	B713	206	C011	87	F25Z	129
A712	334	B581	185	B714	204	C012	87	F26Z	127
A713	334	B582	185	B715	204	C013	87	F27Z	128
A714	334	B583	183	B716	203	C014	93	F28Z	128
A715	334	B584	183	B717	203	C015	93	F29Z	128
A816	332	B585	181	B718	203	C016	93	F30Z	128
A817	333	B586	181	B719	203	C017	92	F31Z	127
A818	333	B587	182	B720	204	C018	93	F32Z	127
A819	333	B588	182	B721	204	C019	92	F33Z	127
A876	75	B589	183	B722	202	C020	92	F34Z	135
A887	75	B590	183	B723	202	C021	92	F35Z	135
A888	74	B591	181	B724	221	C022	91	F36Z	135
A889	74	B592	181	B726	221	C023	91	F37Z	135
A890	74	B593	178	B728	222	C024	91	F38Z	133
A891	74	B594	178	B729	222	C025	91	F39Z	134
A892	74	B595	179	B730	222	C026	90	F40Z	134
A893	74	B596	179	B731	176	C027	90	F41Z	134
A894	75	B597	180	B732	176	C028	90	F42Z	134
A895	75	B598	180	B733	176	C029	89	F43Z	133
A906	332	B599	177	B734	176	C030	90	F44Z	133
A907	332	B600	177	B735	175	C031	89	F45Z	133
A908	332	B601	196	B736	175	C032	103	F460	145
A909	331	B602	196	B737	211	C033	102	F470	145
A910	331	B603	194	B738	211	C034	102	F480	145
A914	331	B604	194	B739	211	C035	103	F490	145
A915	331	B605	195	B740	211	C036	103	F500	146
A916	331	B606	195	B741	210	C037	101	F510	146
A917	330	B607	195	B742	210	C038	101	F520	147
A922	357	B608	195	B743	210	C039	101	F530	147
A923	357	B609	194	B744	210	C040	101	F540	147
A924	357	B610	194	B745	208	C041	100	F550	147
A925	357	B611	192	B746	208	C042	100	F560	146
A926	356	B612	192	B747	209	C043	100	F570	146
A927	356	B613	193	B748	209	C044	100	F580	148
A928	356	B614	193	B749	209	C045	99	F590	148
A929	355	B615	193	B750	209	C046	99	F600	149
A930	355	B616	193	B751	208	C047	99	F620	148-149
A931	357	B668	192	B752	208	C048	99	F63Z	132
A932	357	B669	192	B753	215	C049	98	F64Z	132
A933	357	B670	190	B754	215	C050	98	F65Z	132
A934	357	B671	190	B755	215	C051	98	F66Z	132
A935	356	B672	191	B756	215	C052	98	F67Z	130
A938	355	B673	191	B757	214	C053	97	F68Z	131
A939	355	B674	191	B758	214	C054	97	F69Z	131
A940	359	B675	191	B759	214	C055	97	F70Z	131
A941	358	B676	190	B760	214	C056	97	F71Z	131
A942	358	B677	190	B761	212	C057	96	F72Z	130
A943	358	B678	202	B762	212	C058	96	F73Z	130
A944	358	B679	202	B763	213	C059	96	F74Z	130
A945	359	B680	201	B764	213	C060	96	F75Z	138
A946	358	B681	201	B765	213	C061	95	F76Z	138
A947	358	B682	200	B766	213	C062	95	F77Z	138
A948	358	B683	200	B767	212	C063	95	F78Z	138
A949	358	B684	199	B768	212	C064	95	F79Z	136
A950	360	B685	199	B769	221	C065	94	F80Z	137
A951	359	B686	197	B770	221	C066	94	F81Z	137
A952	359	B687	197	B771	220	C067	94	F82Z	137
A953	360	B688	198	B772	220	C068	94	F83Z	137
A954	360	B689	198	B773	220	F010	123	F84Z	136
B064	38-39	B690	198	B774	220	F020	122	F85Z	136
B065	39-40	B691	198	B775	218	F030	122	F86Z	136
B066	39	B692	196	B776	218	F040	122	F87Z	141
B067	40	B693	196	B777	219	F050	121	F88Z	141
B068	40	B694	201	B778	219	F060	121	F89Z	141
B069	41	B695	201	B779	219	F070	122	F90Z	141
B305	40	B696	200	B780	219	F08Z	126	F91Z	139
B306	40	B697	200	B781	218	F09Z	126	F92Z	140
B565	189	B698	199	B782	218	F10Z	125	F93Z	140
B566	189	B699	199	B783	216	F11Z	126	F94Z	140
B567	189	B700	197	B784	216	F12Z	126	F95Z	140
B568	189	B701	197	B785	217	F13Z	124	F96Z	139
B569	188	B702	207	B786	217	F14Z	125	F97Z	139
B570	188	B703	207	B787	217	F15Z	125	F98Z	139
B571	186	B704	207	B788	217	F16Z	124	F99Z	144
B572	186	B705	207	B789	216	F17Z	125	FA0Z	144
B573	187	B706	206	B790	216	F18Z	123	FA1Z	144
B574	187	B707	206	C005	89	F19Z	124	FA2Z	144
B575	187	B708	205	C006	88	F20Z	123	FA3Z	142
B576	187	B709	205	C007	88	F21Z	124	FA4Z	143

NUMERICAL INDEX - SANITARYWARE & BATHROOM FURNITURE

Article no.	Page	Article no.	Page	Article no.	Page
FA5Z	143	G76Z	138	6229 G2	412
FA6Z	143	G77Z	138	6229 H1	413
FA7Z	143	G78Z	138	6229 H2	413
FA8Z	142	G79Z	136	6229 J3	407
FA9Z	142	G80Z	137	6229 K1	409
FB20	383	G81Z	137	6229 K2	409
FD0Z	142	G82Z	137	6229 SC	414
FD10	148	G83Z	137	6230 L1	413
G010	123	G84Z	136	6230 L2	413
G020	122	G85Z	136	6230 L3	413
G030	122	G86Z	136	6230 M4	408
G040	122	G87Z	141	6230 N4	407
G050	121	G88Z	141	6230 P2	409
G060	121	G89Z	141	6230 P3	409
G070	122	G90Z	141	6230 SC	414
G08Z	126	G91Z	139	6231 Q1	413
G09Z	126	G92Z	140	6231 Q2	413
G10Z	125	G93Z	140	6231 Q3	413
G11Z	126	G94Z	140	6231 R4	408
G12Z	126	G95Z	140	6231 S4	407
G13Z	124	G96Z	139	6231 SC	414
G14Z	125	G97Z	139	6231 T2	409
G15Z	125	G98Z	139	6231 T3	409
G16Z	124	G999	104, 152	6232 14	410
G17Z	125	G99Z	144	6232 24	412
G18Z	123	GA0Z	144	6232 32	413
G19Z	124	GA1Z	144	6232 33	413
G20Z	123	GA2Z	144	6232 34	413
G21Z	124	GA3Z	142	6232 45	407
G22Z	129	GA4Z	143	6232 54	409
G23Z	129	GA5Z	143	6232 N4	413
G24Z	129	GA6Z	143	6232 SC	414
G25Z	129	GA7Z	143	6232 V2	413
G26Z	127	GA8Z	142	6232 V3	413
G27Z	128	GA9Z	142	6232 V4	413
G28Z	128	GD0Z	142	6232 W5	408
G29Z	128	V01E	323, 365-366	8200 00	399-402
G30Z	128	V02E	322, 325, 363-365	9225 00	398, 407-414
G31Z	127	V0E1	363	9226 00	398, 407-414
G32Z	127	V990	322, 325, 363-365,	9226 02	398, 407-414
G33Z	127		368		
G34Z	135				
G35Z	135	Ceramic shower trays			
G36Z	135	6028 A7	402		
G37Z	135	6060 10	401		
G38Z	133	6061 80	400		
G39Z	134	6062 90	400		
G40Z	134	6209 90	402		
G41Z	134	6210 C3	399		
G42Z	134	6210 D1	399		
G43Z	133	6210 D2	399		
G44Z	133	6210 D4	399		
G45Z	133	6210 G3	399		
G460	145	6210 G4	399		
G470	145	6210 G5	399		
G480	145	6210 K3	399		
G490	145	6213 C3	400		
G500	146	6213 D4	400		
G510	146	6213 G5	400		
G520	147	6215 80	401		
G530	147	6221 90	401		
G540	147	6222 12	400		
G550	147	6223 B3	398		
G560	146	6223 D4	398		
G570	146	6223 J3	398		
G580	148	6223 J5	398		
G590	148	6223 N3	398		
G600	150	6223 N4	398		
G610	151	6223 S3	398		
G63Z	132	6223 S4	398		
G64Z	132	6228 C3	413		
G65Z	132	6228 F4	411		
G66Z	132	6228 H3	413		
G67Z	130	6228 H4	413		
G68Z	131	6228 J5	407		
G69Z	131	6228 K4	408		
G70Z	131	6228 SC	414		
G71Z	131	6229 C2	413		
G72Z	130	6229 E3	408		
G73Z	130	6229 F1	410		
G74Z	130	6229 F2	410		
G75Z	138	6229 G1	412		

NUMERICAL INDEX - WELLNESS

Article no.	Page	Article no.	Page	Article no.	Page	Article no.	Page
UBA 130 SUB 3V-XX	573	UBA 199 COR 2NV-XX	484	UBQ 180 LAB 2PDT1V-XX	501	UDA 1280 ARA 215V-XX	433
UBA 140 LFO 3V-XX	537	UBA 199 LEG 2V-XX	508	UBQ 180 LAB 2PDV-XX	501	UDA 1280 ARA 248GV-XX	437
UBA 140 LFS 3V-XX	524	UBA 199 LFO 2V-XX	529	UBQ 180 LAB 2V-XX	500	UDA 1280 ARA 248V-XX	437
UBA 147 ARA 2V-XX	465	UBA 199 LFO 6V-XX	530	UBQ 180 LAB 9T1BCV-XX	504	UDA 1280 PLA 2GV-XX	447
UBA 157 ARA 2V-XX	466	UBA 199 LFS 2V-XX	516	UBQ 180 LAB 9T1V-XX	503	UDA 1280 PLA 2V-XX	447
UBA 160 CAS 2V-XX	550	UBA 199 LFS 6V-XX	517	UBQ 180 LAB 9W1BCV-XX	504	UDA 1290 ARA 215GV-XX	433
UBA 160 COR 2DV-XX	481	UBA 199 SUB 2V-XX	572	UBQ 180 LAB 9W1V-XX	503	UDA 1290 ARA 215V-XX	433
UBA 160 COR 2EV-XX	481	UBA 205 LFO 6V-XX	531	UBQ 180 LIB 2V-XX	511	UDA 1290 ARA 248GV-XX	437
UBA 160 COR 2JV-XX	481	UBA 205 LFS 6V-XX	518	UBQ 180 MYA 2V-XX	539	UDA 1290 ARA 248V-XX	437
UBA 160 COR 2NV-XX	481	UBQ 145 SQR 3V-XX	558	UBQ 180 NEU 7V-XX	540	UDA 1290 PLA 2GV-XX	447
UBA 167 ARA 2V-XX	467	UBQ 155 ANH 7F200V-XX	577	UBQ 180 OBE 2V-XX	544	UDA 1290 PLA 2V-XX	447
UBA 167 LFO 2V-XX	525	UBQ 155 ANH 7F2BCV-XX	578	UBQ 180 OBR 2DV-XX	547	UDA 1293 SUB 2V-XX	450
UBA 167 LFS 2V-XX	512	UBQ 155 ANH 7F400V-XX	461	UBQ 180 OBR 9CD00V-XX	548	UDA 1296 DEN 2GV-XX	440
UBA 167 SUB 2V-XX	569	UBQ 155 ANH 7F4BCV-XX	462	UBQ 180 OBR 9CDBCV-XX	549	UDA 1296 DEN 2V-XX	440
UBA 170 ARA 2V-XX	469	UBQ 160 OBE 2V-XX	541	UBQ 180 SQE 2DV-XX	562	UDA 1410 PLA 2GV-XX	447
UBA 170 CAS 2V-XX	552	UBQ 160 SQE 2DV-XX	560	UBQ 180 SQE 7DV-XX	564	UDA 1410 PLA 2V-XX	447
UBA 170 COR 2DV-XX	482	UBQ 167 LIB 2V-XX	509	UBQ 180 SQE 7PDBCV-XX	566	UDA 1470 ARA 215GV-XX	433
UBA 170 COR 2EV-XX	482	UBQ 170 LIB 2V-XX	510	UBQ 180 SQE 7PDT1V-XX	565	UDA 1470 ARA 215V-XX	433
UBA 170 COR 2JV-XX	482	UBQ 170 MYA 2V-XX	538	UBQ 180 SQE 7PDV-XX	565	UDA 1470 ARA 248GV-XX	437
UBA 170 COR 2NV-XX	482	UBQ 170 OBE 2V-XX	543	UBQ 180 SQE 9T2BCV-XX	568	UDA 1470 ARA 248V-XX	437
UBA 170 LEG 2V-XX	506	UBQ 170 OBR 2DV-XX	546	UBQ 180 SQE 9T2V-XX	567	UDA 1475 ARA 215GV-XX	433
UBA 170 LFO 2V-XX	527	UBQ 170 PAV 2V-XX	555	UBQ 180 SQE 9W2BCV-XX	568	UDA 1475 ARA 215V-XX	433
UBA 170 LFS 2V-XX	514	UBQ 170 SQE 2DV-XX	561	UBQ 180 SQE 9W2V-XX	567	UDA 1475 ARA 248GV-XX	437
UBA 170 SUB 2V-XX	570	UBQ 170 SQR 2V-XX	556	UBQ 180 SQR 2V-XX	557	UDA 1475 ARA 248V-XX	437
UBA 175 LFO 9LIV-XX	535	UBQ 175 ANH 7F200V-XX	579	UBQ 190 SQE 2DV-XX	563	UDA 1475 PLA 2GV-XX	447
UBA 175 LFO 9REV-XX	536	UBQ 175 ANH 7F2BCV-XX	580	UBQ 190 SQR 6V-XX	559	UDA 1475 PLA 2V-XX	447
UBA 175 LFS 9LIV-XX	522	UBQ 175 ANH 7F400V-XX	463	UBQ 194 AVE 7V-XX	473	UDA 1480 ARA 215GV-XX	433
UBA 175 LFS 9REV-XX	523	UBQ 175 ANH 7F4BCV-XX	464	UBQ 194 AVE 9PDV-XX	474	UDA 1480 ARA 215V-XX	433
UBA 177 ARA 2V-XX	468	UBQ 175 CEU 7V-XX	478	UBQ 194 AVE 9T1BCV-XX	476	UDA 1480 ARA 248GV-XX	437
UBA 177 CAS 2V-XX	551	UBQ 177 FIN 7A100V1 XX	493	UBQ 194 AVE 9T1V-XX	475	UDA 1480 ARA 248V-XX	437
UBA 177 LEG 2V-XX	505	UBQ 177 FIN 7A100V2 XX	493	UBQ 194 AVE 9W1BCV-XX	476	UDA 1480 PLA 2GV-XX	447
UBA 177 LFO 2V-XX	526	UBQ 177 FIN 7A100V3 XX	493	UBQ 194 AVE 9W1V-XX	475	UDA 1480 PLA 2V-XX	447
UBA 177 LFS 2V-XX	513	UBQ 177 FIN 7A100V4 XX	493	UBQ 199 OBE 2V-XX	545	UDA 1490 ARA 215GV-XX	433
UBA 178 ARA 2V-XX	470	UBQ 177 FIN 7A1BCV1 XX	496	UDA 0806 DEN 1GV-XX	439	UDA 1490 ARA 215V-XX	433
UBA 178 SUB 3LIV-XX	574	UBQ 177 FIN 7A1BCV2 XX	496	UDA 0806 DEN 1V-XX	439	UDA 1490 ARA 248GV-XX	437
UBA 178 SUB 3REV-XX	575	UBQ 177 FIN 7A1BCV3 XX	496	UDA 0906 DEN 1GV-XX	439	UDA 1490 ARA 248V-XX	437
UBA 180 ARA 2V-XX	471	UBQ 177 FIN 7A1BCV4 XX	496	UDA 0906 DEN 1V-XX	439	UDA 1490 PLA 2GV-XX	447
UBA 180 CAS 2V-XX	553	UBQ 177 FIN 7A200V1 XX	494	UDA 0906 DEN 4GV-XX	441	UDA 1490 PLA 2V-XX	447
UBA 180 COR 2DV-XX	483	UBQ 177 FIN 7A200V2 XX	494	UDA 0906 DEN 4V-XX	441	UDA 1493 SUB 2V-XX	450
UBA 180 COR 2EV-XX	483	UBQ 177 FIN 7A200V3 XX	494	UDA 0935 SUB 1V-XX	449	UDA 1510 ARA 215GV-XX	433
UBA 180 COR 2JV-XX	483	UBQ 177 FIN 7A200V4 XX	494	UDA 1006 DEN 1GV-XX	439	UDA 1510 ARA 215V-XX	433
UBA 180 COR 2NV-XX	483	UBQ 177 FIN 7A2BCV1 XX	497	UDA 1006 DEN 1V-XX	439	UDA 1510 ARA 248GV-XX	437
UBA 180 COR 9CL00VD XX	485	UBQ 177 FIN 7A2BCV2 XX	497	UDA 1010 ARA 115GV-XX	431	UDA 1510 ARA 248V-XX	437
UBA 180 COR 9CL00VE XX	485	UBQ 177 FIN 7A2BCV3 XX	497	UDA 1010 ARA 115V-XX	431	UDA 1510 PLA 2GV-XX	446
UBA 180 COR 9CL00VJ XX	485	UBQ 177 FIN 7A2BCV4 XX	497	UDA 1010 ARA 148GV-XX	435	UDA 1510 PLA 2V-XX	446
UBA 180 COR 9CL00VN XX	485	UBQ 177 FIN 7A300V1 XX	495	UDA 1010 ARA 148V-XX	435	UDA 1580 ARA 215GV-XX	433
UBA 180 COR 9CLBCVD XX	486	UBQ 177 FIN 7A300V2 XX	495	UDA 1010 PLA 1GV-XX	444	UDA 1580 ARA 215V-XX	433
UBA 180 COR 9CLBCVE XX	486	UBQ 177 FIN 7A300V3 XX	495	UDA 1010 PLA 1V-XX	444	UDA 1580 ARA 248GV-XX	437
UBA 180 COR 9CLBCVJ XX	486	UBQ 177 FIN 7A300V4 XX	495	UDA 1035 SUB 1V-XX	449	UDA 1580 ARA 248V-XX	437
UBA 180 COR 9CLBCVN XX	486	UBQ 177 FIN 7A3BCV1 XX	498	UDA 1070 ARA 215GV-XX	434	UDA 1580 PLA 2GV-XX	446
UBA 180 COR 9CR00VD XX	487	UBQ 177 FIN 7A3BCV2 XX	498	UDA 1070 ARA 215V-XX	434	UDA 1580 PLA 2V-XX	446
UBA 180 COR 9CR00VE XX	487	UBQ 177 FIN 7A3BCV3 XX	498	UDA 1070 ARA 248GV-XX	438	UDA 1590 ARA 215GV-XX	433
UBA 180 COR 9CR00VJ XX	487	UBQ 177 FIN 7A3BCV4 XX	498	UDA 1070 ARA 248V-XX	438	UDA 1590 ARA 215V-XX	433
UBA 180 COR 9CR00VN XX	487	UBQ 177 FIN 7N100V1 XX	493	UDA 1070 ARA 248V-XX	438	UDA 1590 ARA 248GV-XX	437
UBA 180 COR 9CRBCVD XX	488	UBQ 177 FIN 7N100V2 XX	493	UDA 1075 ARA 215GV-XX	434	UDA 1590 ARA 248V-XX	437
UBA 180 COR 9CRBCVE XX	488	UBQ 177 FIN 7N100V3 XX	493	UDA 1075 ARA 248GV-XX	438	UDA 1590 PLA 2GV-XX	446
UBA 180 COR 9CRBCVJ XX	488	UBQ 177 FIN 7N100V4 XX	493	UDA 1075 ARA 248V-XX	438	UDA 1590 PLA 2V-XX	446
UBA 180 COR 9CRBCVN XX	488	UBQ 177 FIN 7N1BCV1 XX	496	UDA 1075 PLA 2GV-XX	448	UDA 1610 PLA 2GV-XX	446
UBA 180 COR 9CS00VD XX	489	UBQ 177 FIN 7N1BCV2 XX	496	UDA 1075 PLA 2V-XX	448	UDA 1610 PLA 2V-XX	446
UBA 180 COR 9CS00VE XX	489	UBQ 177 FIN 7N1BCV3 XX	496	UDA 1080 ARA 215GV-XX	434	UDA 1670 ARA 215GV-XX	432
UBA 180 COR 9CS00VJ XX	489	UBQ 177 FIN 7N1BCV4 XX	496	UDA 1080 ARA 215V-XX	434	UDA 1670 ARA 215V-XX	432
UBA 180 COR 9CS00VN XX	489	UBQ 177 FIN 7N200V1 XX	494	UDA 1080 ARA 248GV-XX	438	UDA 1670 ARA 248GV-XX	436
UBA 180 COR 9CSBCVD XX	490	UBQ 177 FIN 7N200V2 XX	494	UDA 1080 ARA 248V-XX	438	UDA 1670 ARA 248V-XX	436
UBA 180 COR 9CSBCVE XX	490	UBQ 177 FIN 7N200V3 XX	494	UDA 1080 PLA 2GV-XX	448	UDA 1675 ARA 215GV-XX	432
UBA 180 COR 9CSBCVJ XX	490	UBQ 177 FIN 7N200V4 XX	494	UDA 1080 PLA 2V-XX	448	UDA 1675 ARA 215V-XX	432
UBA 180 COR 9CSBCVN XX	490	UBQ 177 FIN 7N2BCV1 XX	497	UDA 1090 ARA 215GV-XX	434	UDA 1675 ARA 248GV-XX	436
UBA 180 LEG 2V-XX	507	UBQ 177 FIN 7N2BCV2 XX	497	UDA 1090 ARA 215V-XX	434	UDA 1675 ARA 248V-XX	436
UBA 180 LFO 2V-XX	528	UBQ 177 FIN 7N2BCV3 XX	497	UDA 1090 ARA 248GV-XX	438	UDA 1680 ARA 215GV-XX	432
UBA 180 LFO 7PDBCV-XX	534	UBQ 177 FIN 7N2BCV4 XX	497	UDA 1090 ARA 248V-XX	438	UDA 1680 ARA 215V-XX	432
UBA 180 LFO 7PDV-XX	533	UBQ 177 FIN 7N300V1 XX	495	UDA 1090 PLA 2GV-XX	448	UDA 1680 ARA 248GV-XX	436
UBA 180 LFO 7V-XX	532	UBQ 177 FIN 7N300V2 XX	495	UDA 1090 PLA 2V-XX	448	UDA 1680 ARA 248V-XX	436
UBA 180 LFS 2V-XX	515	UBQ 177 FIN 7N300V3 XX	495	UDA 1270 ARA 215GV-XX	433	UDA 1680 PLA 2GV-XX	446
UBA 180 LFS 7PDBCV-XX	521	UBQ 177 FIN 7N300V4 XX	495	UDA 1270 ARA 215V-XX	433	UDA 1680 PLA 2V-XX	446
UBA 180 LFS 7PDV-XX	520	UBQ 177 FIN 7N3BCV1 XX	498	UDA 1270 ARA 248GV-XX	437	UDA 1690 ARA 215GV-XX	432
UBA 180 LFS 7V-XX	519	UBQ 177 FIN 7N3BCV2 XX	498	UDA 1270 ARA 248V-XX	437	UDA 1690 ARA 215V-XX	432
UBA 180 SUB 2V-XX	571	UBQ 177 FIN 7N3BCV3 XX	498	UDA 1275 ARA 215GV-XX	433	UDA 1690 ARA 248GV-XX	436
UBA 190 CAS 2V-XX	554	UBQ 177 FIN 7N3BCV4 XX	498	UDA 1275 ARA 215V-XX	433	UDA 1690 ARA 248V-XX	436
UBA 190 SUB 6V-XX	576	UBQ 177 OBE 2V-XX	542	UDA 1275 ARA 248GV-XX	437	UDA 1690 PLA 2GV-XX	446
UBA 199 ARA 2V-XX	472	UBQ 180 CEU 2V-XX	477	UDA 1275 ARA 248V-XX	437	UDA 1690 PLA 2V-XX	446
UBA 199 COR 2DV-XX	484	UBQ 180 HOM 700V-XX	499	UDA 1275 PLA 2GV-XX	447	UDA 1693 SUB 2V-XX	450
UBA 199 COR 2EV-XX	484	UBQ 180 HOM 7W0V-XX	499	UDA 1275 PLA 2V-XX	447	UDA 1770 ARA 215GV-XX	432
UBA 199 COR 2JV-XX	484	UBQ 180 LAB 2PDBCV-XX	502	UDA 1280 ARA 215GV-XX	433	UDA 1770 ARA 215V-XX	432

NUMERICAL INDEX - WELLNESS

Article no.	Page	Article no.	Page	Article no.	Page	Article no.	Page
UDA 1770 ARA 248GV-XX	436	UDQ 1170 SQI 2IV-XX	427	UDQ 1780 SQI 2LV-XX	424	U90950461	465-473,
UDA 1770 ARA 248V-XX	436	UDQ 1170 SQI 2LV-XX	424	UDQ 1780 SQI 2RV-XX	425		477-478,
UDA 1775 ARA 215GV-XX	432	UDQ 1170 SQI 2RV-XX	425	UDQ 1780 SQR 2V-XX	419		500,
UDA 1775 ARA 215V-XX	432	UDQ 1175 SQI 2IV-XX	427	UDQ 1790 SQI 2IV-XX	427		505-519,
UDA 1775 ARA 248GV-XX	436	UDQ 1175 SQI 2LV-XX	424	UDQ 1790 SQI 2LV-XX	424		522-532,
UDA 1775 ARA 248V-XX	436	UDQ 1175 SQI 2RV-XX	425	UDQ 1790 SQI 2RV-XX	425		535-545,
UDA 1780 ARA 215GV-XX	432	UDQ 1180 SQI 2IV-XX	427	UDQ 1800 FFL 2V-XX	418		550-559,
UDA 1780 ARA 215V-XX	432	UDQ 1180 SQI 2LV-XX	424	UDQ 1810 SQI 2MV-XX	428		569-576
UDA 1780 ARA 248GV-XX	436	UDQ 1180 SQI 2RV-XX	425	UDQ 1810 SQI 2SV-XX	429	U90952061	461-464,
UDA 1780 ARA 248V-XX	436	UDQ 1190 SQI 2IV-XX	427	UDQ 1810 SQI 2V-XX	423		577-580
UDA 1780 PLA 2GV-XX	445	UDQ 1190 SQI 2LV-XX	424	UDQ 1870 SQI 2BV-XX	426	U90953061	461-464,
UDA 1780 PLA 2V-XX	445	UDQ 1190 SQI 2RV-XX	425	UDQ 1875 SQI 2BV-XX	426		577-580,
UDA 1790 ARA 215GV-XX	432	UDQ 1270 SQI 2BV-XX	426	UDQ 1880 SQI 2MV-XX	428		587
UDA 1790 ARA 215V-XX	432	UDQ 1275 SQI 2BV-XX	426	UDQ 1880 SQI 2SV-XX	429	U90953068	461-464,
UDA 1790 ARA 248GV-XX	436	UDQ 1280 FFL 2V-XX	418	UDQ 1880 SQI 2V-XX	423		577-580,
UDA 1790 ARA 248V-XX	436	UDQ 1280 SQI 2MV-XX	428	UDQ 1890 FFL 2V-XX	418		587
UDA 1790 PLA 2GV-XX	445	UDQ 1280 SQI 2SV-XX	429	UDQ 1890 SQI 2RV-XX	426	U91411000	417-418,
UDA 1790 PLA 2V-XX	445	UDQ 1280 SQI 2V-XX	423	UDQ 1890 SQR 2V-XX	419		423-429
UDA 1806 DEN 2GV-XX	440	UDQ 1290 FFL 2V-XX	418	UDQ 8070 SQI 2IV-XX	427	U91411100	418, 423-
UDA 1806 DEN 2V-XX	440	UDQ 1290 SQI 2MV-XX	428	UDQ 8070 SQI 2LV-XX	424		429
UDA 1810 PLA 2GV-XX	445	UDQ 1290 SQI 2SV-XX	429	UDQ 8070 SQI 2RV-XX	425	U91411200	431-438,
UDA 1810 PLA 2V-XX	445	UDQ 1290 SQI 2V-XX	423	UDQ 8075 SQI 2IV-XX	427		444-448
UDA 1835 SUB 2V-XX	450	UDQ 1290 SQR 2V-XX	420	UDQ 8075 SQI 2LV-XX	424	U91411300	431-438,
UDA 1880 ARA 215GV-XX	432	UDQ 1370 SQI 2IV-XX	427	UDQ 8075 SQI 2RV-XX	425		444-448
UDA 1880 ARA 215V-XX	432	UDQ 1370 SQI 2LV-XX	424	UDQ 8080 SQI 1IV-XX	427	U91412100	431-441,
UDA 1880 ARA 248GV-XX	436	UDQ 1370 SQI 2RV-XX	425	UDQ 8080 SQI 1LV-XX	424		444-451
UDA 1880 ARA 248V-XX	436	UDQ 1375 SQI 2IV-XX	427	UDQ 8080 SQI 1RV-XX	425	U91412100	407-414
UDA 1880 PLA 2GV-XX	445	UDQ 1375 SQI 2LV-XX	424	UDQ 9070 SQI 2BV-XX	426	U91412200	431-441,
UDA 1880 PLA 2V-XX	445	UDQ 1375 SQI 2RV-XX	425	UDQ 9075 SQI 2BV-XX	426		444-451
UDA 1890 ARA 215GV-XX	432	UDQ 1380 SQI 2IV-XX	427	UDQ 9080 SQI 2MV-XX	428	U91412200	407-414
UDA 1890 ARA 215V-XX	432	UDQ 1380 SQI 2LV-XX	424	UDQ 9080 SQI 2SV-XX	429	U91412300	417-418,
UDA 1890 ARA 248GV-XX	436	UDQ 1380 SQI 2RV-XX	425	UDQ 9080 SQI 2V-XX	423		423-429,
UDA 1890 ARA 248V-XX	436	UDQ 1390 SQI 2IV-XX	427	UDQ 9090 SQI 1MV-XX	428		451
UDA 1890 PLA 2GV-XX	445	UDQ 1390 SQI 2LV-XX	424	UDQ 9090 SQI 1SV-XX	429	U91412400	417-418,
UDA 1890 PLA 2V-XX	445	UDQ 1390 SQI 2RV-XX	425	UDQ 9090 SQI 1V-XX	423		423-429,
UDA 1893 SUB 2V-XX	450	UDQ 1410 SQI 2IV-XX	427				451
UDA 8080 ARA 115GV-XX	431	UDQ 1470 SQI 2BV-XX	426	Accessories		U99740000	465-472,
UDA 8080 ARA 115V-XX	431	UDQ 1475 SQI 2BV-XX	426	G999 02 00	493-498		481-484,
UDA 8080 ARA 148GV-XX	435	UDQ 1480 SQI 2MV-XX	428	U82400001	444-448		505-508,
UDA 8080 ARA 148V-XX	435	UDQ 1480 SQI 2SV-XX	429	U82990000	431-441,		512-519,
UDA 8080 PLA 1GV-XX	444	UDQ 1480 SQI 2V-XX	423		449-450		522-532,
UDA 8080 PLA 1V-XX	444	UDQ 1490 FFL 2V-XX	418	U90170061	465-472,		535-537,
UDA 9070 ARA 215GV-XX	434	UDQ 1490 SQI 2MV-XX	428		477, 500,		550-554,
UDA 9070 ARA 215V-XX	434	UDQ 1490 SQI 2SV-XX	429		505-554,		569-576
UDA 9070 ARA 248GV-XX	438	UDQ 1490 SQI 2V-XX	423		556-557,	U99880061	499
UDA 9070 ARA 248V-XX	438	UDQ 1490 SQR 2V-XX	419		559-571,	U99880062	499
UDA 9075 ARA 215GV-XX	434	UDQ 1510 SQI 2IV-XX	427		574-576,	U99880066	499
UDA 9075 ARA 215V-XX	434	UDQ 1570 SQI 2IV-XX	427		586	UCCON0475	465-478,
UDA 9075 ARA 248GV-XX	438	UDQ 1570 SQI 2LV-XX	424	U90600361	465-474,		481-490,
UDA 9075 ARA 248V-XX	438	UDQ 1570 SQI 2RV-XX	425		477-478,		493-498,
UDA 9075 PLA 2GV-XX	448	UDQ 1575 SQI 2IV-XX	427		500-502,		500-501,
UDA 9075 PLA 2V-XX	448	UDQ 1575 SQI 2LV-XX	424		505-545,		503-576
UDA 9080 ARA 215GV-XX	434	UDQ 1575 SQI 2RV-XX	425		550-559,	UCWAS0231-61	431-438
UDA 9080 ARA 215V-XX	434	UDQ 1580 SQI 2IV-XX	427		569-576	UCWAS0231-69	431-438
UDA 9080 ARA 248GV-XX	438	UDQ 1580 SQI 2LV-XX	424	U90600461	465-474,	UCWAS0290-01	444-448
UDA 9080 ARA 248V-XX	438	UDQ 1580 SQI 2RV-XX	425		477-478,	UCWAS0290-1N	444-448
UDA 9080 PLA 2GV-XX	448	UDQ 1590 SQI 2IV-XX	427		500-502,	UCWAS0290-1S	444-448
UDA 9080 PLA 2V-XX	448	UDQ 1590 SQI 2LV-XX	424		505-545,	UCWAS0290-2N	444-448
UDA 9090 ARA 115GV-XX	431	UDQ 1590 SQI 2RV-XX	425		550-559,	UCWAS0290-2S	444-448
UDA 9090 ARA 115V-XX	431	UDQ 1610 SQI 2IV-XX	427		569-576	UCWAS0290-3N	444-448
UDA 9090 ARA 148GV-XX	435	UDQ 1610 SQI 2LV-XX	424	U906100LK	586	UCWAS0290-3S	444-448
UDA 9090 ARA 148V-XX	435	UDQ 1610 SQI 2RV-XX	425	U906100LL	586	UCWAS0290-4N	444-448
UDA 9090 PLA 1GV-XX	444	UDQ 1670 SQI 2BV-XX	426	U906100PA	586	UCWAS0290-4S	444-448
UDA 9090 PLA 1V-XX	444	UDQ 1675 SQI 2BV-XX	426	U906100XX	461-478,	UCWAS0290-5N	444-448
UDA 9806 DEN 2GV-XX	440	UDQ 1680 SQI 2MV-XX	428		481-490,	UCWAS0290-69	444-448
UDA 9806 DEN 2V-XX	440	UDQ 1680 SQI 2SV-XX	429		499-580,	UCWAS0290G-01	444-448
UDQ 0900 FFL 1V-XX	417	UDQ 1680 SQI 2V-XX	423	U90880261	417-418,	UCWAS0290-RW	444-448
UDQ 0910 SQR 1V-XX	419	UDQ 1690 FFL 2V-XX	418		439-441,	UCWAS0291-69	444-448
UDQ 1010 SQI 1MV-XX	428	UDQ 1690 SQI 2MV-XX	428		449-450	UCWAS0292-69	444-448
UDQ 1010 SQI 1SV-XX	429	UDQ 1690 SQI 2SV-XX	429	U90880368	417-418,	UCWAS0293-69	444-448
UDQ 1010 SQI 1V-XX	423	UDQ 1690 SQI 2V-XX	423		439-441,	UCWAS0294-69	444-448
UDQ 1010 SQR 1V-XX	419	UDQ 1690 SQR 2V-XX	419		449-450	UCWAS0295-69	444-448
UDQ 1070 SQI 2IV-XX	427	UDQ 1710 SQI 2IV-XX	427	U90881299	423-429,	UPCON0123	560-566
UDQ 1070 SQI 2LV-XX	424	UDQ 1710 SQI 2LV-XX	424		431-438,	UPCON0136	546-549
UDQ 1070 SQI 2RV-XX	425	UDQ 1710 SQI 2RV-XX	425		444-448	UPCON0137	481-490
UDQ 1075 SQI 2IV-XX	427	UDQ 1770 SQI 2IV-XX	427	U909000010	431-438		
UDQ 1075 SQI 2LV-XX	424	UDQ 1770 SQI 2LV-XX	424				
UDQ 1075 SQI 2RV-XX	425	UDQ 1770 SQI 2RV-XX	425				
UDQ 1080 SQI 2BV-XX	426	UDQ 1775 SQI 2IV-XX	427				
UDQ 1090 SQI 2MV-XX	428	UDQ 1775 SQI 2LV-XX	424				
UDQ 1090 SQI 2SV-XX	429	UDQ 1775 SQI 2RV-XX	425				
UDQ 1090 SQI 2V-XX	423	UDQ 1780 SQI 2IV-XX	427				

NUMERICAL INDEX

NUMERICAL INDEX - TAPS

Article no.	Page	Article no.	Page	Article no.	Page	Article no.	Page
TFD10050970-00	753	TFD27512900-50	660	TFD36121960-33	621	TFD83900900-47	664
TFD10050970-33	753	TFD27512900-98	660	TFD36121965-00	693	TFD83900910-00	730
TFD10050970-47	753	TFD27512910-00	726	TFD36122960-00	621	TFD83900955-00	705
TFD11150911-00	728	TFD27512911-00	728	TFD36425960-00	623, 694	TFD83900955-47	705
TFD12120970-00	743	TFD27512955-00	701	TFD36425969-00	751	TVA15100100061	674
TFD1219097090	759	TFD27512955-47	701	TFD36425969-47	751	TVA15100200061	674
TFD1219197090	759	TFD27703900-00	661	TFD36426960-00	623, 695	TVA15100300061	674
TFD12202979-00	759	TFD27703900-47	661	TFD36426960-33	623, 695	TVA15100400061	674
TFD12202979-47	759	TFD27805955-00	703	TFD36427960-00	623	TVA15100500061	675
TFD1261497090	758	TFD27805955-47	703	TFD36712900-00	657	TVA15100600061	675
TFD1263097090	759	TFD27806960-00	624	TFD36712900-47	657	TVA15100700061	675
TFD12801970-00	759	TFD27806960-33	624	TFD36712900-50	657	TVA15100800061	675
TFD12801970-33	759	TFD28050900-00	664	TFD36712900-98	657	TVA15100900061	676
TFD12801970-47	759	TFD28050900-47	664	TFD36712955-00	700	TVA15101000061	676
TFD13410965-00	693	TFD28450900-00	664	TFD36722956-00	707	TVA15101100061	676
TFD13512900-00	659	TFD28450900-47	664	TFD36723956-00	707	TVA15101200061	676
TFD13512900-47	659	TFD28450910-00	730	TFD36723956-47	707	TVA15101300061	677
TFD13801900-00	659	TFD28450955-00	705	TFD36725956-00	707	TVA15101400061	677
TFD13801900-47	659	TFD28450955-47	705	TFD36725956-47	707	TVA15101500061	677
TFD13801960-00	622	TFD28504900-00	661	TFD83030900-00	661	TVA15101600061	677
TFD13801965-00	694	TFD28504900-47	661	TFD83030900-47	661	TVA15101700061	678
TFD17500960-00	620	TFD28545968-00	740	TFD83030910-00	729	TVA15101800061	678
TFD20000900-00	659	TFD28545968-47	740	TFD83030955-00	703	TVA15101900061	678
TFD20000900-47	659	TFD28565968-00	740	TFD83030955-47	703	TVA15102000061	678
TFD20000900-50	659	TFD28565968-47	740	TFD83030960-00	624	TVA15102100061	674
TFD20000900-98	659	TFD33200960-00	622	TFD83030965-00	695	TVA15200100060	666
TFD20000901-00	660	TFD33200960-33	622	TFD83060900-00	662	TVA15200100061	666
TFD20000901-47	660	TFD33200965-00	693	TFD83060900-47	662	TVA15200100064	666
TFD20000901-50	660	TFD33300965-00	692	TFD83060955-00	703	TVA15200100065	666
TFD20000901-98	660	TFD33301960-00	620	TFD83060955-47	703	TVA15200100074	666
TFD20000910-00	727	TFD33301960-33	620	TFD83060960-00	625	TVA15200100076	666
TFD20700900-00	657	TFD33500955-00	699	TFD83060960-33	625	TVA152001000K5	666
TFD20700900-47	657	TFD33500955-47	699	TFD83060965-00	696	TVA15200200060	666
TFD20700900-50	657	TFD33500960-00	619	TFD83090965-00	696	TVA15200200061	666
TFD20700900-98	657	TFD33500960-33	619	TFD83200900-00	662	TVA15200200064	666
TFD20710900-00	657	TFD33500965-00	691	TFD83200900-47	662	TVA15200200065	666
TFD20710900-47	657	TFD33521955-00	699	TFD83200955-00	703	TVA15200200074	666
TFD20710900-50	657	TFD33521955-47	699	TFD83200955-47	703	TVA15200200076	666
TFD20710900-98	657	TFD33521965-00	691	TFD83211900-00	662	TVA152002000K5	666
TFD20710910-00	726	TFD33525960-00	619	TFD83211900-47	662	TVA15200300060	666
TFD20710955-00	700	TFD33525960-33	619	TFD83211910-00	729	TVA15200300061	666
TFD20710955-47	700	TFD33525965-00	691	TFD83211955-00	704	TVA15200300064	666
TFD20722956-00	706	TFD33533955-00	699	TFD83211955-47	704	TVA15200300065	666
TFD20722956-47	706	TFD33533955-47	699	TFD83211960-00	625	TVA15200300074	666
TFD20723956-00	706	TFD33534960-00	619	TFD83211960-33	625	TVA15200300076	666
TFD20723956-47	706	TFD33534960-33	619	TFD83211965-00	696	TVA152003000K5	666
TFD20725956-00	706	TFD33534965-00	692	TFD83251900-00	662	TVA15200400060	667
TFD20725956-47	706	TFD33600955-00	700	TFD83251900-47	662	TVA15200400061	667
TFD22510910-00	726	TFD33600955-47	700	TFD83251910-00	729	TVA15200400064	667
TFD22510911-00	728	TFD33600965-00	692	TFD83251955-00	704	TVA15200400065	667
TFD22901979-00	754	TFD34455970-00	727	TFD83251955-47	704	TVA15200400074	667
TFD22901979-47	754	TFD3503397590	756	TFD83251960-00	625	TVA15200400076	667
TFD24610900-00	658	TFD3510497590	757	TFD83251960-33	625	TVA152004000K5	667
TFD24610900-47	658	TFD3512497590	757	TFD83300910-00	730	TVA15200500060	667
TFD24610900-50	658	TFD3542597590	756	TFD83400900-00	663	TVA15200500061	667
TFD24610900-98	658	TFD3542697590	756	TFD83400900-47	663	TVA15200500064	667
TFD25100900-00	659	TFD3570797590	757	TFD83400910-00	729	TVA15200500065	667
TFD25100900-47	659	TFD3571297090	757	TFD83400955-00	704	TVA15200500074	667
TFD25100900-50	659	TFD3594497590	758	TFD83400955-47	704	TVA15200500076	667
TFD25100900-98	659	TFD3594597090	758	TFD83400960-00	625	TVA152005000K5	667
TFD25100955-00	702	TFD36020900-00	658	TFD83400960-33	625	TVA15200600060	667
TFD25100955-47	702	TFD36020900-47	658	TFD83400965-00	696	TVA15200600061	667
TFD25133910-00	726	TFD36020900-50	658	TFD83410900-00	663	TVA15200600064	667
TFD25863960-00	624	TFD36020900-98	658	TFD83410900-47	663	TVA15200600065	667
TFD25863960-33	624	TFD36020955-00	701	TFD83410910-00	729	TVA15200600074	667
TFD25863965-00	695	TFD36020955-47	701	TFD83410955-00	704	TVA15200600076	667
TFD25943900-00	661	TFD36021960-00	621	TFD83410955-47	704	TVA152006000K5	667
TFD25943900-47	661	TFD36021960-33	621	TFD83410960-00	625	TVA15200700060	668
TFD25943900-50	661	TFD36021965-00	692	TFD83410965-00	696	TVA15200700061	668
TFD25943900-98	661	TFD36022960-00	620	TFD83500955-00	704	TVA15200700064	668
TFD26403955-00	703	TFD36104900-00	660	TFD83500955-47	704	TVA15200700065	668
TFD26403955-47	703	TFD36104900-47	660	TFD83500960-00	626	TVA15200700074	668
TFD26403960-00	624	TFD36104900-50	660	TFD83500960-33	626	TVA15200700076	668
TFD26403960-33	624	TFD36104900-98	660	TFD83500965-00	697	TVA152007000K5	668
TFD26701960-00	626	TFD36104965-00	694	TFD83510900-00	663	TVA15200800060	668
TFD26705900-00	664	TFD36120900-00	658	TFD83510900-47	663	TVA15200800061	668
TFD26705900-47	664	TFD36120900-47	658	TFD83510910-00	730	TVA15200800064	668
TFD27412960-00	622	TFD36120900-50	658	TFD83510955-00	705	TVA15200800065	668
TFD27412960-33	622	TFD36120900-98	658	TFD83510955-47	705	TVA15200800074	668
TFD27412965-00	693	TFD36120955-00	701	TFD83590900-00	663	TVA15200800076	668
TFD27512900-00	660	TFD36120955-47	701	TFD83590900-47	663	TVA152008000K5	668
TFD27512900-47	660	TFD36121960-00	621	TFD83900900-00	664	TVA15200900060	666

NUMERICAL INDEX - TAPS

Article no.	Page	Article no.	Page	Article no.	Page	Article no.	Page
TVA15200900061	666	TVB10620115070	648	TVC00001300061	743	TVC00045700060	746
TVA15200900064	666	TVB10620115074	648	TVC00001300064	743	TVC00045700061	746
TVA15200900065	666	TVB10620115076	648	TVC00001300065	743	TVC00045700064	746
TVA15200900074	666	TVB106201150K5	648	TVC00001300074	743	TVC00045700065	746
TVA15200900076	666	TVB10620115360	649	TVC00001300076	743	TVC00045700074	746
TVA152009000K5	666	TVB10620115361	649	TVC000013000K5	743	TVC00045700076	746
TVA15201100060	668	TVB10620115363	649	TVC00001500261	754	TVC000457000K5	746
TVA15201100061	668	TVB10620115364	649	TVC00001500360	754	TVC00045800060	745
TVA15201100064	668	TVB10620115365	649	TVC00001500363	754	TVC00045800061	745
TVA15201100065	668	TVB10620115370	649	TVC00001500364	754	TVC00045800064	745
TVA15201100074	668	TVB10620115374	649	TVC00001500365	754	TVC00045800065	745
TVA15201100076	668	TVB10620115376	649	TVC00001500370	754	TVC00045800074	745
TVA152011000K5	668	TVB106201153K5	649	TVC00001500374	754	TVC00045800076	745
TVA15201200060	669	TVB10700100061	713	TVC00001500376	754	TVC000458000K5	745
TVA15201200061	669	TVB12500100061	611	TVC00001800060	748	TVC00045900060	746
TVA15201200064	669	TVC00000100060	737	TVC00001800061	748	TVC00045900061	746
TVA15201200065	669	TVC00000100061	737	TVC00001800064	748	TVC00045900064	746
TVA15201200074	669	TVC00000100064	737	TVC00001800065	748	TVC00045900065	746
TVA15201200076	669	TVC00000100065	737	TVC00001800074	748	TVC00045900074	746
TVA152012000K5	669	TVC00000100074	737	TVC00001800076	748	TVC00045900076	746
TVA15201300060	669	TVC00000100076	737	TVC000018000K5	748	TVC000459000K5	746
TVA15201300061	669	TVC000001000K5	737	TVC00001900060	742	TVC00046200060	747
TVA15201300064	669	TVC00000200060	737	TVC00001900061	742	TVC00046200061	747
TVA15201300065	669	TVC00000200061	737	TVC00001900064	742	TVC00046200064	747
TVA15201300074	669	TVC00000200064	737	TVC00001900065	742	TVC00046200065	747
TVA15201300076	669	TVC00000200065	737	TVC00001900074	742	TVC00046200074	747
TVA152013000K5	669	TVC00000200074	737	TVC00001900076	742	TVC00046200076	747
TVA15201400060	669	TVC00000200076	737	TVC000019000K5	742	TVC000462000K5	747
TVA15201400061	669	TVC000002000K5	737	TVC00002000060	742	TVC00046300060	747
TVA15201400064	669	TVC00000300060	737	TVC00002000061	742	TVC00046300061	747
TVA15201400065	669	TVC00000300061	737	TVC00002000064	742	TVC00046300064	747
TVA15201400074	669	TVC00000300064	737	TVC00002000065	742	TVC00046300065	747
TVA15201400076	669	TVC00000300065	737	TVC00002000074	742	TVC00046300074	747
TVA152014000K5	669	TVC00000300074	737	TVC00002000076	742	TVC00046300076	747
TVA15201500060	670	TVC00000300076	737	TVC000020000K5	742	TVC000463000K5	747
TVA15201500061	670	TVC000003000K5	737	TVC00002100060	743	TVC00046500000	758
TVA15201500064	670	TVC00000400060	753	TVC00002100061	743	TVD00000100061	750
TVA15201500065	670	TVC00000400061	753	TVC00002100064	743	TVD00060700061	752
TVA15201500074	670	TVC00000400064	753	TVC00002100065	743	TVD00060700261	751
TVA15201500076	670	TVC00000400065	753	TVC00002100074	743	TVD00060700460	752
TVA152015000K5	670	TVC00000400074	753	TVC00002100076	743	TVD00060700461	752
TVA15201700060	670	TVC00000400076	753	TVC000021000K5	743	TVD00060700464	752
TVA15201700061	670	TVC000004000K5	753	TVC00040120061	739	TVD00060700465	752
TVA15201700064	670	TVC00000500261	753	TVC00040130061	740	TVD00060700474	752
TVA15201700065	670	TVC00000500361	753	TVC00040140061	740	TVD00060700476	752
TVA15201700074	670	TVC00000500460	754	TVC00040220061	739	TVD000607004K5	752
TVA15201700076	670	TVC00000500463	754	TVC00040230061	739	TVD00060700561	752
TVA152017000K5	670	TVC00000500464	754	TVC00040240061	739	TVD00065100000	755
TVA15201800060	670	TVC00000500465	754	TVC00045351060	741	TVD00065200061	750
TVA15201800061	670	TVC00000500470	754	TVC00045351061	741	TVD00065300061	750
TVA15201800064	670	TVC00000500474	754	TVC00045351064	741	TVK10510111061	724
TVA15201800065	670	TVC00000500476	754	TVC00045351065	741	TVP00000301061	755
TVA15201800074	670	TVC00000600060	738	TVC00045351074	741	TVP00000302060	755
TVA15201800076	670	TVC00000600061	738	TVC00045351076	741	TVP00000302063	755
TVA152018000K5	670	TVC00000600064	738	TVC000453510K5	741-742	TVP00000302064	755
TVA15201900060	671	TVC00000600065	738	TVC00045352060	741	TVP00000302065	755
TVA15201900061	671	TVC00000600074	738	TVC00045352061	741	TVP00000302070	755
TVA15201900064	671	TVC00000600076	738	TVC00045352064	741	TVP00000302074	755
TVA15201900065	671	TVC000006000K5	738	TVC00045352065	741	TVP00000302076	755
TVA15201900074	671	TVC00000700060	738	TVC00045352074	741	TVP000003020K5	755
TVA15201900076	671	TVC00000700061	738	TVC00045352076	741	TVP000003020XX	755
TVA152019000K5	671	TVC00000700064	738	TVC000453520K5	741	TVS00000400061	744
TVA15202000060	671	TVC00000700065	738	TVC00045453060	742	TVS00000500061	744
TVA15202000061	671	TVC00000700074	738	TVC00045453061	742	TVS00000600061	745
TVA15202000064	671	TVC00000700076	738	TVC00045453064	742	TVS00000700061	745
TVA15202000065	671	TVC000007000K5	738	TVC00045453065	742	TVS00000800061	744
TVA15202000074	671	TVC00000800060	738	TVC00045453074	742	TVS00000900061	745
TVA15202000076	671	TVC00000800061	738	TVC00045453076	742	TVS00035100000	755
TVA152020000K5	671	TVC00000800064	738	TVC00045454060	741	TVS00040100000	744
TVA15202200061	671	TVC00000800065	738	TVC00045454061	741	TVS10130100061	615
TVA15202300061	672	TVC00000800074	738	TVC00045454064	741	TVS10135200061	616
TVA15202400061	672	TVC00000800076	738	TVC00045454065	741	TVS10135300061	616
TVB10120111061	615	TVC000008000K5	738	TVC00045454074	741	TVS10200100061	734
TVB10220111061	733	TVC00001100060	747	TVC00045454076	741	TVS10235200061	734
TVB10300100061	606	TVC00001100061	747	TVC000454540K5	741	TVS10235300061	735
TVB10420111061	716	TVC00001100064	747	TVC00045600060	746	TVS10300100061	606
TVB10520111061	721	TVC00001100065	747	TVC00045600061	746	TVS10335200061	607
TVB10620115060	648	TVC00001100074	747	TVC00045600064	746	TVS10335300061	607
TVB10620115061	648	TVC00001100076	747	TVC00045600065	746	TVS10400100061	716
TVB10620115063	648	TVC000011000K5	747	TVC00045600074	746	TVS10435200061	717
TVB10620115064	648	TVC00001200061	739	TVC00045600076	746	TVS10435300061	717
TVB10620115065	648	TVC00001300060	743	TVC000456000K5	746	TVS10530111061	722

NUMERICAL INDEX

NUMERICAL INDEX - TAPS

Article no.	Page	Article no.	Page	Article no.	Page	Article no.	Page
TVS10535211061	722	TVS10841301K5	685	TVT10650515176	643	TVT12500200061	612
TVS10535311061	722	TVS1084130261	685	TVT106505151K5	643	TWW00015200000	756
TVS10600100060	650	TVS1084140160	685	TVT10650515260	643	TVW10110111061	614
TVS10600100061	650	TVS1084140161	685	TVT10650515261	643	TVW10110511061	614
TVS10600100064	650	TVS1084140164	685	TVT10650515264	643	TVW10110811061	614
TVS10600100065	650	TVS1084140165	685	TVT10650515265	643	TVW10111011061	614
TVS10600100074	650	TVS1084140174	685	TVT10650515274	643	TVW10111211061	615
TVS10600100076	650	TVS1084140176	685	TVT10650515276	643	TVW10210111061	732
TVS106001000K5	650	TVS10841401K5	685	TVT106505152K5	643	TVW10210311061	732
TVS10600200060	650	TVS1084140261	686	TVT10650515360	644	TVW10210511061	732
TVS10600200061	650	TVS1084640161	683	TVT10650515361	644	TVW10210611061	733
TVS10600200064	650	TVS1086000161	681	TVT10650515364	644	TVW10211211061	733
TVS10600200065	650	TVS1086000261	681	TVT10650515365	644	TVW10300400061	605
TVS10600200074	650	TVS1086000360	686	TVT10650515374	644	TVW10300500061	605
TVS10600200076	650	TVS1086000361	686	TVT10650515376	644	TVW10310811061	605
TVS106002000K5	650	TVS1086000364	686	TVT106505153K5	644	TVW10311011061	605
TVS10600300060	651	TVS1086000365	686	TVT10651015160	644	TVW10311211061	606
TVS10600300061	651	TVS1086000374	686	TVT10651015161	644	TVW10410111061	715
TVS10600300064	651	TVS1086000376	686	TVT10651015164	644	TVW10410311061	715
TVS10600300065	651	TVS10860003K5	686	TVT10651015165	644	TVW10410511061	715
TVS10600300074	651	TVS1086001161	681	TVT10651015174	644	TVW10410611061	716
TVS10600300076	651	TVS1089000161	686	TVT10651015176	644	TVW10500111061	721
TVS106003000K5	651	TVS12500100061	611	TVT106510151K5	644	TVW10510111061	720
TVS10600400060	651	TVS12500200061	611	TVT10651015260	644	TVW10510311061	720
TVS10600400061	651	TVS12500300061	611	TVT10651015261	644	TVW10510511061	720
TVS10600400064	651	TVT00050300061	751	TVT10651015264	644	TVW10510611061	721
TVS10600400065	651	TVT10100100061	617	TVT10651015265	644	TVW10511211061	721
TVS10600400074	651	TVT10150100061	616	TVT10651015274	644	TVW10514111061	720
TVS10600400076	651	TVT10150500061	617	TVT10651015276	644	TVW10610215360	631
TVS106004000K5	651	TVT10200100061	734	TVT106510152K5	644	TVW10610215361	631
TVS10630115060	649	TVT10200300061	734	TVT10651015360	645	TVW10610215363	631
TVS10630115061	649	TVT10250500061	733	TVT10651015361	645	TVW10610215364	631
TVS10630115064	649	TVT10300100061	608	TVT10651015364	645	TVW10610215365	631
TVS10630115065	649	TVT10300200061	607	TVT10651015365	645	TVW10610215370	631
TVS10630115074	649	TVT10350500061	608	TVT10651015374	645	TVW10610215374	631
TVS10630115076	649	TVT10400100061	717	TVT10651015376	645	TVW10610215376	631
TVS106301150K5	649	TVT10400200061	718	TVT106510153K5	645	TVW106102153K5	631
TVS10630115360	650	TVT10450500061	718	TVT10651215060	647	TVW10610315160	630
TVS10630115361	650	TVT10500100061	723	TVT10651215061	647	TVW10610315161	630
TVS10630115364	650	TVT10550111061	723	TVT10651215064	647	TVW10610315163	630
TVS10630115365	650	TVT10550511061	723	TVT10651215065	647	TVW10610315164	630
TVS10630115374	650	TVT10550811061	724	TVT10651215074	647	TVW10610315165	630
TVS10630115376	650	TVT10630515160	653	TVT10651215076	647	TVW10610315170	630
TVS106301153K5	650	TVT10630515161	653	TVT106512150K5	647	TVW10610315174	630
TVS10630215060	653	TVT10630515164	653	TVT10651315160	645	TVW10610315176	630
TVS10630215061	653	TVT10630515165	653	TVT10651315161	645	TVW106103151K5	630
TVS10630215064	653	TVT10630515174	653	TVT10651315164	645	TVW10610315260	630
TVS10630215065	653	TVT10630515176	653	TVT10651315165	645	TVW10610315261	630
TVS10630215074	653	TVT106305151K5	653	TVT10651315174	645	TVW10610315263	630
TVS10630215076	653	TVT10630515260	654	TVT10651315176	645	TVW10610315264	630
TVS106302150K5	653	TVT10630515261	654	TVT106513151K5	645	TVW10610315265	630
TVS10635211061	647	TVT10630515264	654	TVT10651315260	645	TVW10610315270	630
TVS10635211361	648	TVT10630515265	654	TVT10651315261	645	TVW10610315274	630
TVS10635311061	647	TVT10630515274	654	TVT10651315264	645	TVW10610315276	630
TVS10635311361	648	TVT10630515276	654	TVT10651315265	645	TVW106103152K5	630
TVS10700100061	712	TVT106305152K5	654	TVT10651315274	645	TVW10610315360	631
TVS10700200061	712	TVT10650115160	651	TVT10651315276	645	TVW10610315361	631
TVS10700300061	711	TVT10650115161	651	TVT106513152K5	645	TVW10610315363	631
TVS10700400061	712	TVT10650115164	651	TVT10651315360	646	TVW10610315364	631
TVS10700500061	713	TVT10650115165	651	TVT10651315361	646	TVW10610315365	631
TVS10800600061	689	TVT10650115174	651	TVT10651315364	646	TVW10610315370	631
TVS1082000161	681	TVT10650115176	651	TVT10651315365	646	TVW10610315374	631
TVS1082000261	682	TVT106501151K5	651	TVT10651315374	646	TVW10610315376	631
TVS1082000361	682	TVT10650115260	652	TVT10651315376	646	TVW106103153K5	631
TVS1082000461	682	TVT10650115261	652	TVT106513153K5	646	TVW10610615160	632
TVS1082000561	682	TVT10650115264	652	TVT10651415060	646	TVW10610615161	632
TVS1082500161	687	TVT10650115265	652	TVT10651415061	646	TVW10610615163	632
TVS1082500261	687	TVT10650115274	652	TVT10651415064	646	TVW10610615164	632
TVS1082500361	687	TVT10650115276	652	TVT10651415065	646	TVW10610615165	632
TVS1082500461	688	TVT106501152K5	652	TVT10651415074	646	TVW10610615170	632
TVS1083000161	688	TVT10650115360	652	TVT10651415076	646	TVW10610615174	632
TVS1083000261	688	TVT10650115361	652	TVT106514150K5	646	TVW10610615176	632
TVS1084110161	680	TVT10650115364	652	TVT10651415360	646	TVW106106151K5	632
TVS1084110261	680	TVT10650115365	652	TVT10651415361	646	TVW10610615260	632
TVS1084120161	680	TVT10650115374	652	TVT10651415364	646	TVW10610615261	632
TVS1084120261	680	TVT10650115376	652	TVT10651415365	646	TVW10610615263	632
TVS1084130160	685	TVT106501153K5	652	TVT10651415374	646	TVW10610615264	632
TVS1084130161	685	TVT10650515160	643	TVT10651415376	646	TVW10610615265	632
TVS1084130164	685	TVT10650515161	643	TVT106514153K5	646	TVW10610615270	632
TVS1084130165	685	TVT10650515164	643	TVT10700100061	711	TVW10610615274	632
TVS1084130174	685	TVT10650515165	643	TVT10700200061	713	TVW10610615276	632
TVS1084130176	685	TVT10650515174	643	TVT12500100061	612	TVW106106152K5	632

NUMERICAL INDEX

NUMERICAL INDEX - TAPS

Article no.	Page	Article no.	Page	Article no.	Page
TVW10610615360	633	TVW106120151K5	637	TVW10613A15160	641
TVW10610615361	633	TVW10612015260	637	TVW10613A15161	641
TVW10610615363	633	TVW10612015261	637	TVW10613A15163	641
TVW10610615364	633	TVW10612015263	637	TVW10613A15164	641
TVW10610615365	633	TVW10612015264	637	TVW10613A15165	641
TVW10610615370	633	TVW10612015265	637	TVW10613A15170	641
TVW10610615374	633	TVW10612015270	637	TVW10613A15174	641
TVW10610615376	633	TVW10612015274	637	TVW10613A15176	641
TVW106106153K5	633	TVW10612015276	637	TVW10613A151K5	641
TVW10610B15000	654	TVW106120152K5	637	TVW10613A15260	641
TVW10610B15200	655	TVW10612015360	638	TVW10613A15261	641
TVW10611615160	633	TVW10612015361	638	TVW10613A15263	641
TVW10611615161	633	TVW10612015363	638	TVW10613A15264	641
TVW10611615163	633	TVW10612015364	638	TVW10613A15265	641
TVW10611615164	633	TVW10612015365	638	TVW10613A15270	641
TVW10611615165	633	TVW10612015370	638	TVW10613A15274	641
TVW10611615170	633	TVW10612015374	638	TVW10613A15276	641
TVW10611615174	633	TVW10612015376	638	TVW10613A152K5	641
TVW10611615176	633	TVW106120153K5	638	TVW10618315360	636
TVW106116151K5	633	TVW10612A15160	639	TVW10618315361	636
TVW10611615260	634	TVW10612A15161	639	TVW10618315363	636
TVW10611615261	634	TVW10612A15163	639	TVW10618315364	636
TVW10611615263	634	TVW10612A15164	639	TVW10618315365	636
TVW10611615264	634	TVW10612A15165	639	TVW10618315370	636
TVW10611615265	634	TVW10612A15170	639	TVW10618315374	636
TVW10611615270	634	TVW10612A15174	639	TVW10618315376	636
TVW10611615274	634	TVW10612A15176	639	TVW106183153K5	636
TVW10611615276	634	TVW10612A151K5	639	TVW10619A15160	642
TVW106116152K5	634	TVW10612A15260	640	TVW10619A15161	642
TVW10611615360	634	TVW10612A15261	640	TVW10619A15163	642
TVW10611615361	634	TVW10612A15263	640	TVW10619A15164	642
TVW10611615363	634	TVW10612A15264	640	TVW10619A15165	642
TVW10611615364	634	TVW10612A15265	640	TVW10619A15170	642
TVW10611615365	634	TVW10612A15270	640	TVW10619A15174	642
TVW10611615370	634	TVW10612A15274	640	TVW10619A15176	642
TVW10611615374	634	TVW10612A15276	640	TVW10619A151K5	642
TVW10611615376	634	TVW10612A152K5	640	TVW10619A15360	643
TVW106116153K5	634	TVW10612A15360	640	TVW10619A15361	643
TVW10611915160	635	TVW10612A15361	640	TVW10619A15363	643
TVW10611915161	635	TVW10612A15363	640	TVW10619A15364	643
TVW10611915163	635	TVW10612A15364	640	TVW10619A15365	643
TVW10611915164	635	TVW10612A15365	640	TVW10619A15370	643
TVW10611915165	635	TVW10612A15370	640	TVW10619A15374	643
TVW10611915170	635	TVW10612A15374	640	TVW10619A15376	643
TVW10611915174	635	TVW10612A15376	640	TVW10619A153K5	643
TVW10611915176	635	TVW10612A153K5	640	TVW10700100061	709
TVW106119151K5	635	TVW10613015160	638	TVW10700200061	711
TVW10611915260	635	TVW10613015161	638	TVW10700300061	709
TVW10611915261	635	TVW10613015163	638	TVW10700400061	709
TVW10611915263	635	TVW10613015164	638	TVW10700500061	710
TVW10611915264	635	TVW10613015165	638	TVW10700600061	710
TVW10611915265	635	TVW10613015170	638	TVW10700700061	710
TVW10611915270	635	TVW10613015174	638	TVW10700800061	711
TVW10611915274	635	TVW10613015176	638	TVW10700800161	712
TVW10611915276	635	TVW106130151K5	638	TVW12500100061	610
TVW106119152K5	635	TVW10613015260	638	TVW12500200061	610
TVW10611915360	636	TVW10613015261	638	TVW12500300061	610
TVW10611915361	636	TVW10613015263	638	TVW12500400061	610
TVW10611915363	636	TVW10613015264	638		
TVW10611915364	636	TVW10613015265	638		
TVW10611915365	636	TVW10613015270	638		
TVW10611915370	636	TVW10613015274	638		
TVW10611915374	636	TVW10613015276	638		
TVW10611915376	636	TVW106130152K5	638		
TVW106119153K5	636	TVW10613015360	639		
TVW10611B15060	655	TVW10613015361	639		
TVW10611B15063	655	TVW10613015363	639		
TVW10611B15064	655	TVW10613015364	639		
TVW10611B15065	655	TVW10613015365	639		
TVW10611B15070	655	TVW10613015370	639		
TVW10611B15074	655	TVW10613015374	639		
TVW10611B15076	655	TVW10613015376	639		
TVW10611B150K5	655	TVW106130153K5	639		
TVW10611B15161	655	TVW10613215360	642		
TVW10612015160	637	TVW10613215361	642		
TVW10612015161	637	TVW10613215363	642		
TVW10612015163	637	TVW10613215364	642		
TVW10612015164	637	TVW10613215365	642		
TVW10612015165	637	TVW10613215370	642		
TVW10612015170	637	TVW10613215374	642		
TVW10612015174	637	TVW10613215376	642		
TVW10612015176	637	TVW106132153K5	642		

Checklist for preparing to install whirlpool systems

Dear Customer, Thank you for your interest in our product. The whirlpool system is delivered completely pre-assembled. In order to ensure the correct and safe installation of your whirlpool system, please note the following points:

1. Connection to power supply

- | | |
|--|--|
| <input type="checkbox"/> Connection to power supply | Power supply with 230 V/50 Hz |
| <input type="checkbox"/> Fuse | Fuse max. 16 A.
Residual-current devices (RCDs) with max. 30 mA rated release current |
| <input type="checkbox"/> Potential equalisation line | The system has to be connected to the potential equalisation in the bathroom in accordance with the applicable local rules. |
| <input type="checkbox"/> Mains isolator | The connector should be fitted with an all-pole mains switch, which is installed below the bath near the control box. When switched off, this switch should have a contact gap of at least 3 mm and meet safety requirements IPX5. |
| <input type="checkbox"/> Connection | The whirlpool system meets the requirements for devices in protection class I and is to be permanently connected to a distribution box via fixed cabling of at least 3 x 2.5 mm ² . |
| <input type="checkbox"/> Caution | The installation of the electrical equipment and any necessary repairs may only be performed by a qualified electrical engineer. The applicable local regulations must be observed for the electrical installation. |

2. Outlet / water connection

- | | |
|---|--|
| <input type="checkbox"/> Outlet | The waste pipe should have a diameter of 40 - 50 mm and be prefitted near the installation site. |
| <input type="checkbox"/> Water connection | Please note the position of the taps. If the whirlpool system is fitted with a Multiplex Trio inlet fitting, the applicable national regulations for the water installation must be observed. A pipe interrupter is also required. |

3. Installation

- | | |
|--|--|
| <input type="checkbox"/> Accessibility | The technical parts of the whirlpool system must be accessible. To this end, a cover that can be dismantled is required. It should only be possible to remove this cover using tools.
The position of the mains connection and of the other technical parts depends on the type of whirlpool selected and the bath model (see product pages). |
| <input type="checkbox"/> Ventilation | There has to be a ventilation grate or a ventilation opening free cross-section min. 40 cm ² . |
| <input type="checkbox"/> Installation | Please note that the installation height of a whirlpool is often greater than for a normal bath.
We recommend installing the whirlpool system against the tiled wall and on the tiled floor. Please take note of the work plan in order to prevent damage to the whirlpool system. |

4. Responsibilities of the customer

- | | |
|---|--|
| <input type="checkbox"/> Condition of the floor | Ensure that the condition of the floor is suitable to hold the weight of the whirlpool system and that the floor is resistant to moisture. |
| <input type="checkbox"/> Transport | Please check the route for transporting the whirlpool system into the bathroom for obstacles (stairs, doors) and check that there is sufficient room for manoeuvre, etc. |
| <input type="checkbox"/> Ventilation | The bathroom should have adequate ventilation (with the help of mechanical ventilation). |
| <input type="checkbox"/> Noise reduction | In order to prevent sound bridges, please take note of the following: <ul style="list-style-type: none">• Direct contact with the building itself must be avoided, for example, with sufficiently large silicon joints or by using special soundproofing strips.• The installation site should be solid and low-vibration.• Any contact between the support structure and bath and/or system components must be avoided.• Tap fittings that are mounted directly onto the rim of the bath should be connected with flexible hoses.• Airborne sound is reduced by using insulating material (inside the wall and ceiling cavity) and by avoiding superfluous air outlets (below the whirlpool). |

Order form whirlpool systems

Wholesaler order number: _____

Company name: _____

Contact person: _____

Postal code and town/city: _____

Address: _____

Fax: _____

Tel. no.: _____

Signature: _____

Configure the whirlpool you require

Step 1: The bath

Combined article number / name of the bath incl. colour and technology item
(Example: U AE 180 OBE 2A1 V01 / Airpool Entry Oberon 180, technology item 1, white)

- Visible parts:**
- Chrome-plated (standard) White (alpin) (01)
(Only jets), only possible for Special System CombiPool Invisible
- Gold-plated (on demand)

Step 2: Accessories:

	Optional extras (please tick as required)		Price
T100	Separate pipe interrupter for Viega Multiplex Trio/Water inlet	<input type="checkbox"/>	254,-
AG00	Air grating	<input type="checkbox"/>	99,-
TH0 _	Drilling holes (_ indicate the number of holes), price per piece. Please use the form.	<input type="checkbox"/>	35,-

Step 3: Further options (For combination possibilities with the chosen bath, see the corresponding bath model):

	Description	Colour code	LK	LL	PA	61	Price
HRXX	Multifunction cushion		<input type="checkbox"/>	<input type="checkbox"/>	<input type="checkbox"/>		99,-
HGXX	Preassembled handles (depending on model)					<input type="checkbox"/>	248,-

Replace XX with colour code LK = Bali LL = Peru PA= Anthracite 61=Chrome

Step 4: Model depending panels (For combination possibilities with the chosen bath, see the corresponding bath model):

	Description	Colour code	DH	FQ	01	96	Price
POXX	Panel (corner, offset)				<input type="checkbox"/>	<input type="checkbox"/>	506,-
PSXX	Panel Squaro corner same color as bath				<input type="checkbox"/>	<input type="checkbox"/>	972,-
UCXX	UNITED Corner		<input type="checkbox"/>	<input type="checkbox"/>			1.737,-
PCXX	Profibox Corner				<input type="checkbox"/>		1.057,-
PAXX	Profibox Alcove				<input type="checkbox"/>		881,-

Replace XX with colour code DH = Glossy White FQ = Oak Graphite 01 = White Alpin 96 = Star White

For the order form for baths incl. preassembled options, please fold out page



Send off

Retail trade: Fill in this form as completely as possible and send it to your wholesaler. Remember to retain a copy. Clearly indicate your order number.
Villeroy & Boch AG, Unternehmensbereich Bad und Wellness, Postfach 12 30, 66693 Mettlach, Deutschland. Tel. +49 (0)6864/810, Fax +49 (0)6864/811484.

Order form for baths incl. preassembled options

Wholesaler order number: _____

Company name: _____

Contact person: _____

Postal code and town/city: _____

Address: _____

Fax: _____

Tel. no.: _____

Signature: _____

Follow these 3 steps:

Step 1: The bath: Choose your favourite Villeroy & Boch bath (and, if desired, the matching bath options)

Article number / Bath name: _____

Colour/colour no.: White Alpin (01) Star White (96) Stone White (RW)

Step 2: Accessoires: Choose your favorite preassembled bath accessoires (please tick as required):

Preassembled bath accessoires (please tick as required):			
	Description		Price
TL20	TouchLight, 1 LED spotlight, coloured	<input type="checkbox"/>	827,-
TH0 _	Drilling holes (_ indicate the number of holes), price per piece. Please use the form.	<input type="checkbox"/>	35,-
AS10	Anti slip (VILBOGRIP)	<input type="checkbox"/>	137,-

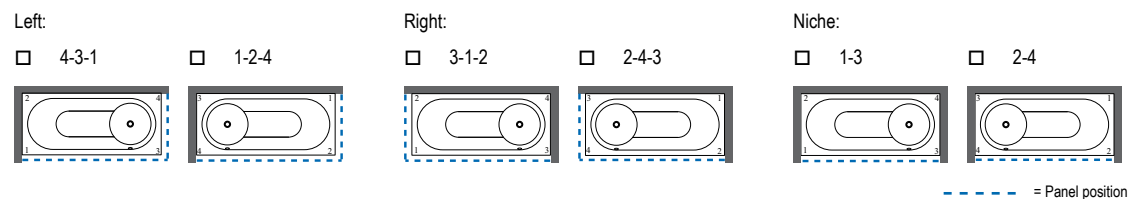
Step 3: Bath panning (depending on model): Choose your favorite bath panning (please tick as required):

Model depending panels (For combination possibilities with the chosen bath, see the corresponding bath model):								
	Description	Colour code	DH	FQ	01	96		Price
POXX	Panel (corner, offset)				<input type="checkbox"/>	<input type="checkbox"/>		506,-
PSXX	Panel Squaro corner same color as bath				<input type="checkbox"/>	<input type="checkbox"/>		972,-
UCXX	UNITED Corner		<input type="checkbox"/>	<input type="checkbox"/>				1.737,-
UFXX	UNITED Free-standing		<input type="checkbox"/>	<input type="checkbox"/>				2.365,-
PCXX	Profibox – corner installation				<input type="checkbox"/>			1.057,-
PAXX	Profibox – alcove installation				<input type="checkbox"/>			881,-

Replace XX with colour code DH = Glossy White FQ = Oak Graphite 01 = White Alpin 96 = Star White

For corner or niche installation, please always specify the version.

Example:



Further options (For combination possibilities with the chosen bath, see the corresponding bath model):							
	Description	Colour code	LK	LL	PA	61	Price
HRXX	Multifunction cushion		<input type="checkbox"/>	<input type="checkbox"/>	<input type="checkbox"/>		99,-
HGXX	Preassembled handles (depending on model)					<input type="checkbox"/>	248,-
WO10	Waste/overflow combination					<input type="checkbox"/>	see bath page
WI00	Multiplex Trio						474,-
WI10	Water inlet for Squaro Edge 12						314,-
TI00	Separate pipe interrupter for Viega Multiplex Trio/Water inlet						254,-

Replace XX with colour code LK = Bali, LL = Peru, PA = Anthracite

Please note: in the order confirmation, "BA/BQ" from the article number will be replaced with the code "PB" (= preassembled bath).

← For the order form for whirlpool systems, please fold out page.

Send off

Retail trade: Fill in this form as completely as possible and send it to your wholesaler. Remember to retain a copy. Clearly indicate your order number.
Villeroy & Boch AG, Unternehmensbereich Bad und Wellness, Postfach 12 30, 66693 Mettlach, Deutschland. Tel. +49 (0)6864/810, Fax +49 (0)6864/811484.

Villeroy & Boch

Villeroy & Boch
Bad und Wellness
Postfach 12 30
66689 Mettlach
GERMANY

Tel. +49 (0) 68 64 / 81-0
Fax +49 (0) 68 64 / 81 14 58

WWW.VILLEROY-BOCH.COM